

H. H. MEADE.
Curtain-Fixtures.

No. 215,233.

Patented May 13, 1879.

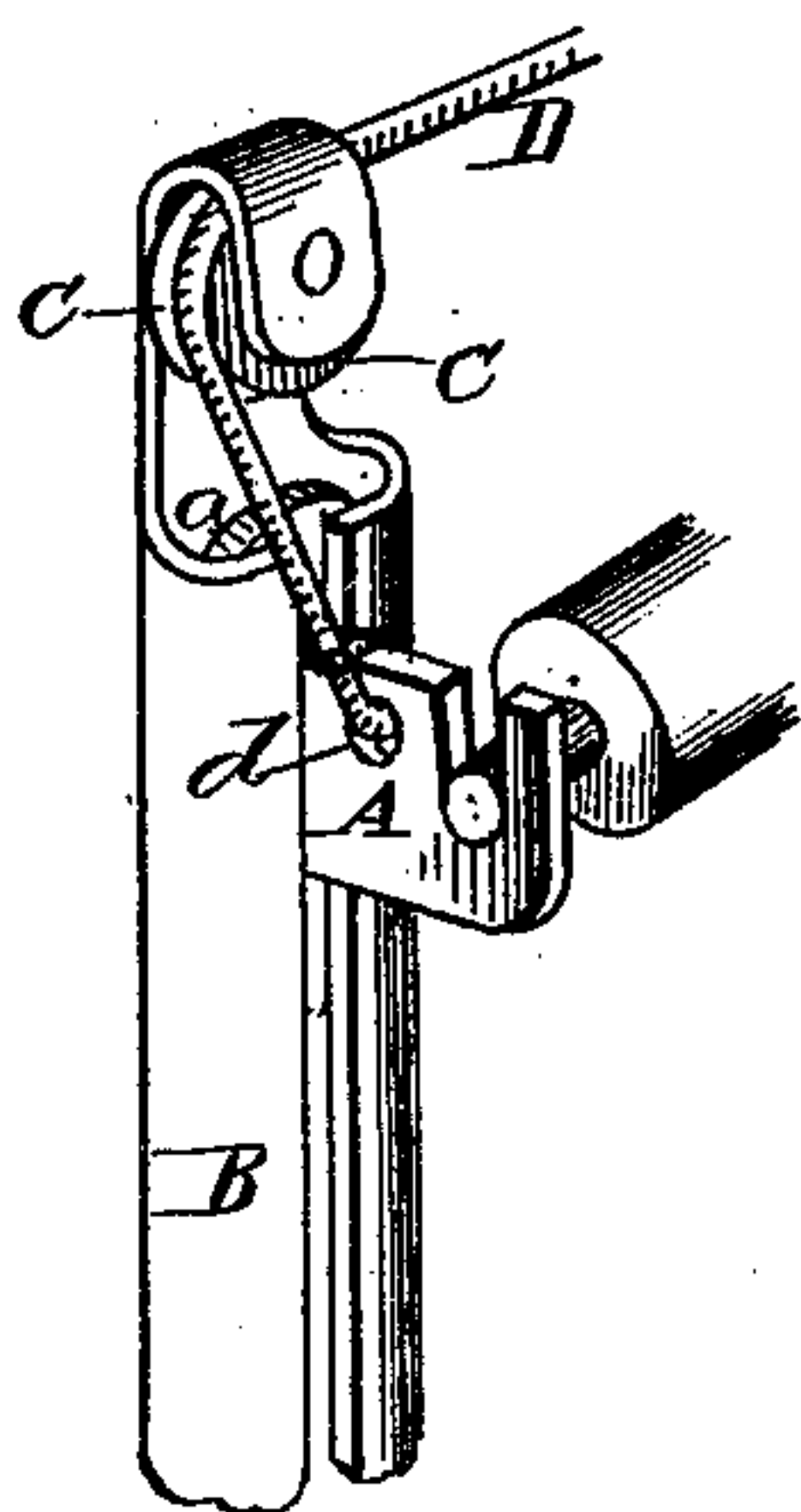
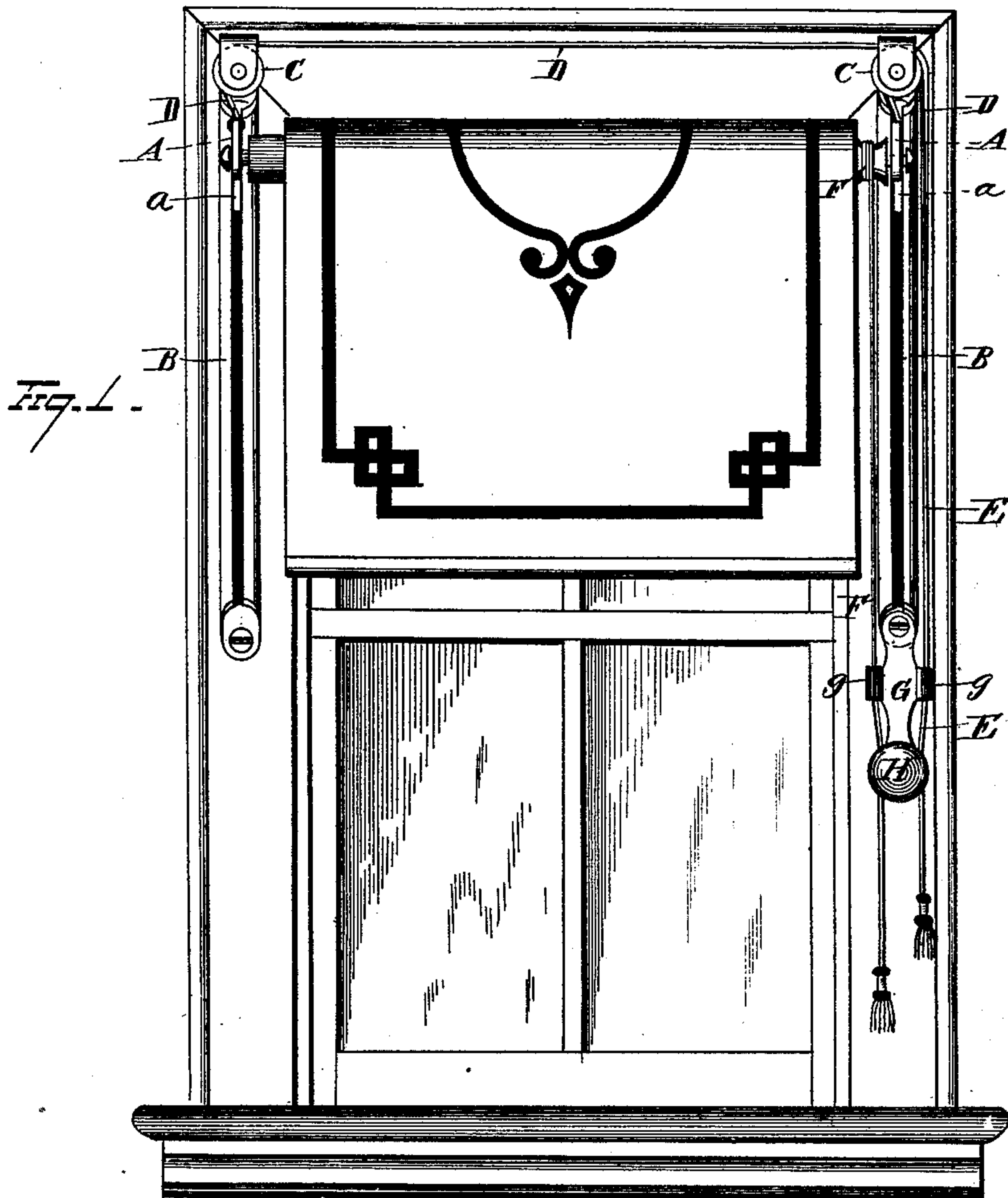
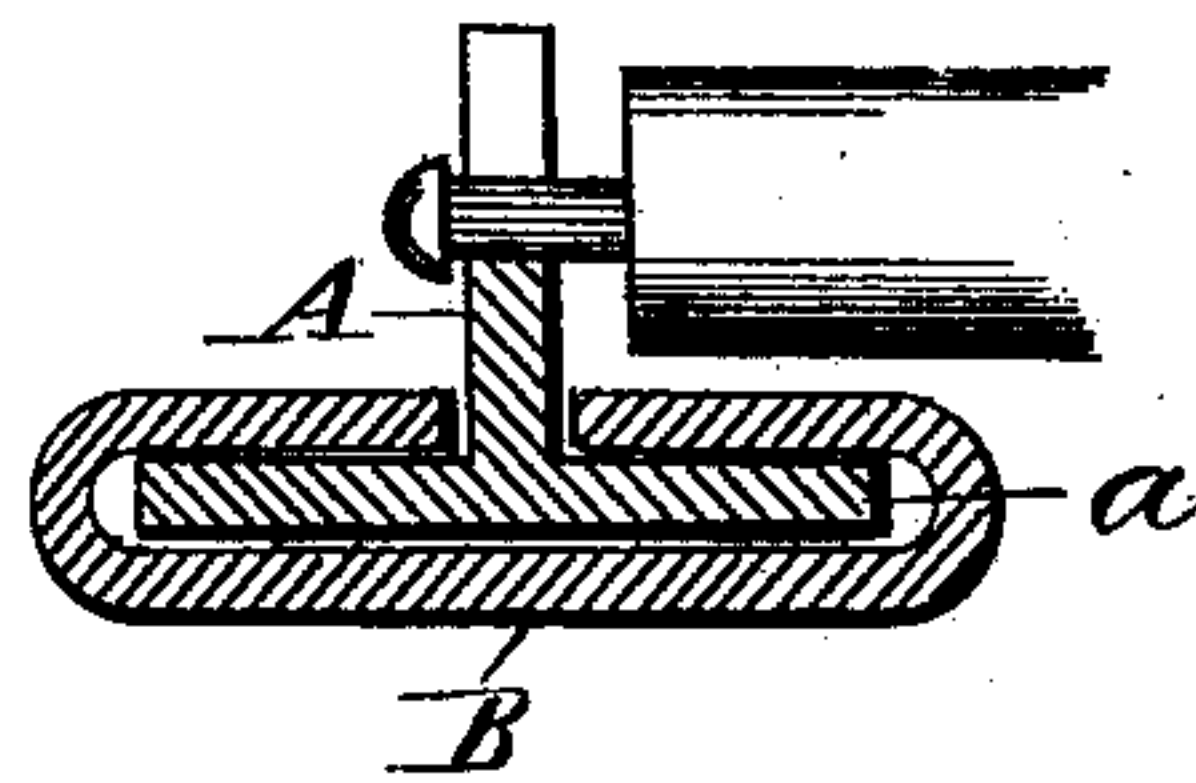


Fig. 2.



WITNESSES
E. J. Nottingham.
A. M. Bright.

INVENTOR
Henry H. Meade.
By Seagott & Seagott.
ATTORNEYS.

UNITED STATES PATENT OFFICE.

HENRY H. MEADE, OF CORRY, PENNSYLVANIA.

IMPROVEMENT IN CURTAIN-FIXTURES.

Specification forming part of Letters Patent No. **215,233**, dated May 13, 1879; application filed September 27, 1878.

To all whom it may concern:

Be it known that I, HENRY H. MEADE, of Corry, in the county of Erie and State of Pennsylvania, have invented certain new and useful Improvements in Curtain-Fixtures; and I do hereby declare the following to be a full, clear, and exact description of the invention, such as will enable others skilled in the art to which it pertains to make and use it, reference being had to the accompanying drawings, which form part of this specification.

My invention relates to curtain-fixtures; and consists in a construction as follows: The curtain-roller is journaled in slides having laterally-flanged bases, which move vertically in metallic guides, each formed in a single piece, and having opposite longitudinal sides, which overlap and inclose said flanged bases, the upper extremities of said guides being formed with forwardly and downwardly curved hangers, which provide bearing for the journals of friction-pulleys respectively connected therewith. Cords fastened to eyes made in said slides pass over the pulleys and vertically adjust the curtain-roller. A cord engages with the latter to roll or unroll the curtain relatively thereto. Both the cord which vertically adjusts the roller and the one which rotates the same pass downward through respective thimbles formed on opposite sides of a metallic strip, on the lower extremity of which latter a fastening-knob is formed.

In the drawings, Figure 1 is a view, in front elevation, of my invention. Fig. 2 shows, in different views, the construction of the metallic guides.

The curtain and curtain-roller may be of any suitable character, the extremities of the latter being journaled in slides A, formed with laterally-flanged bases *a*. These slides have free vertically-reciprocating movement in the metallic guides B, which latter have their opposite longitudinal sides overlapping and inclosing the flanged bases of said slides. The upper extremities of the metallic guides are

curved forwardly and downwardly, and the journals of friction-pulleys C have bearing therein.

The guides are each formed in single piece, and have their guide-openings at right angles to the length of the curtain-roller. Within said guides the slides have movement in a vertical plane passing rearward of said curtain-roller.

Draw-cords D are fastened to eyes *d*, formed in the upper portion of each slide, in close proximity to the metallic guides, and thence pass upwardly over the friction-pulleys and downward. Preferably these two cords unite in a single cord, E, after their passage over the pulley, which is in vertical line with the cord-fastening knob.

The cord F, which serves to roll and unroll the curtain relatively to the curtain-roller, is suitably connected with the latter, so as to rotate the same.

Cords E and F respectively pass through vertical thimbles *g*, formed on opposite sides and in single piece with the metallic strip G. They then are fastened, as desired, to a knob, H, which is located at the lower extremity of said strip.

Having fully described my invention, what I claim as new, and desire to secure by Letters Patent, is—

The combination, with slides which support a curtain-roller, and are formed with laterally-flanged bases, of metallic guides whose respective longitudinal sides overlap and inclose said bases, the upper extremities of the guides being curved forwardly and provided with friction-pulleys, substantially as set forth.

In testimony that I claim the foregoing I have hereunto set my hand this 17th day of September, 1878.

HENRY H. MEADE.

Witnesses:

M. M. MEREDETH,
S. M. CROSBY.