
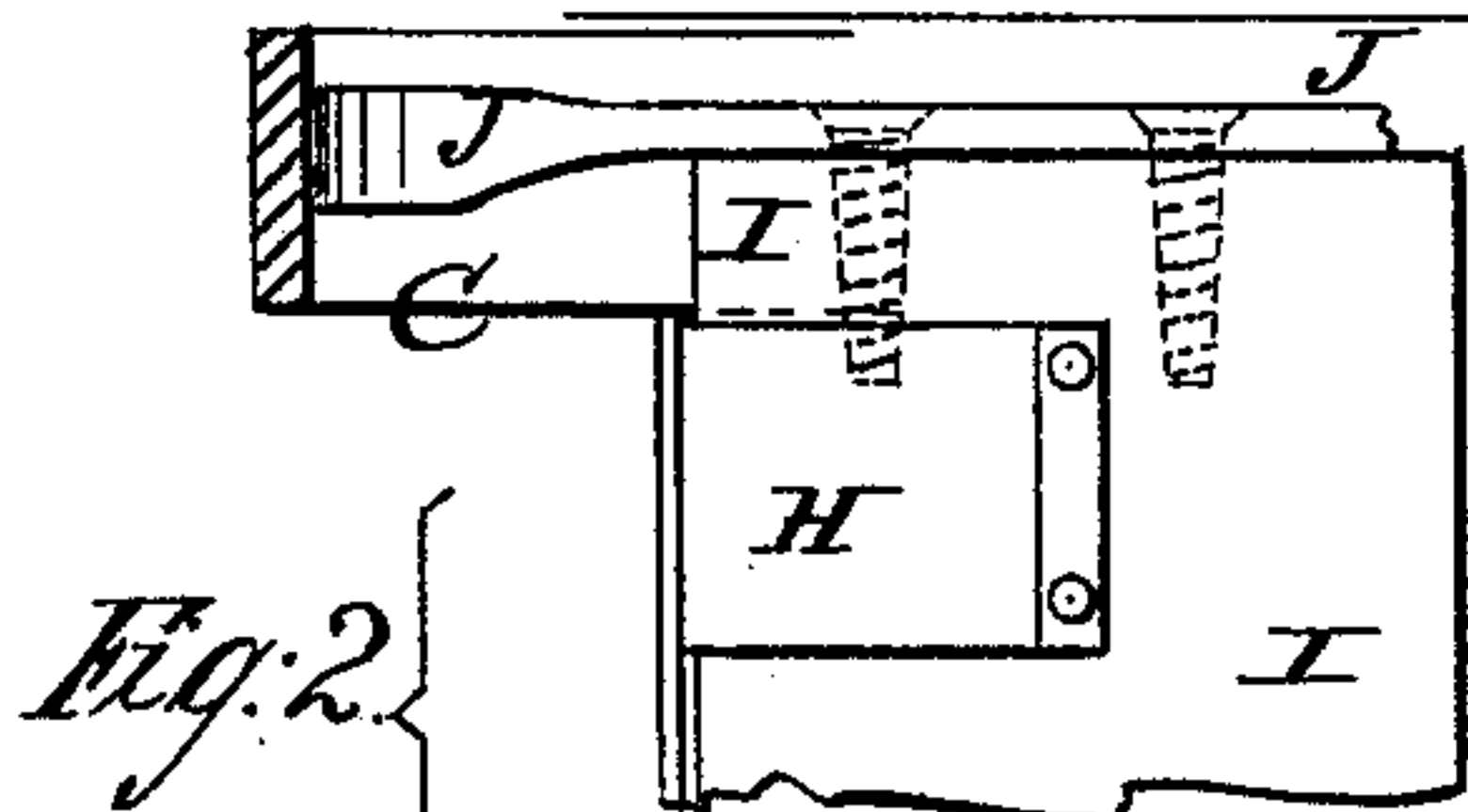
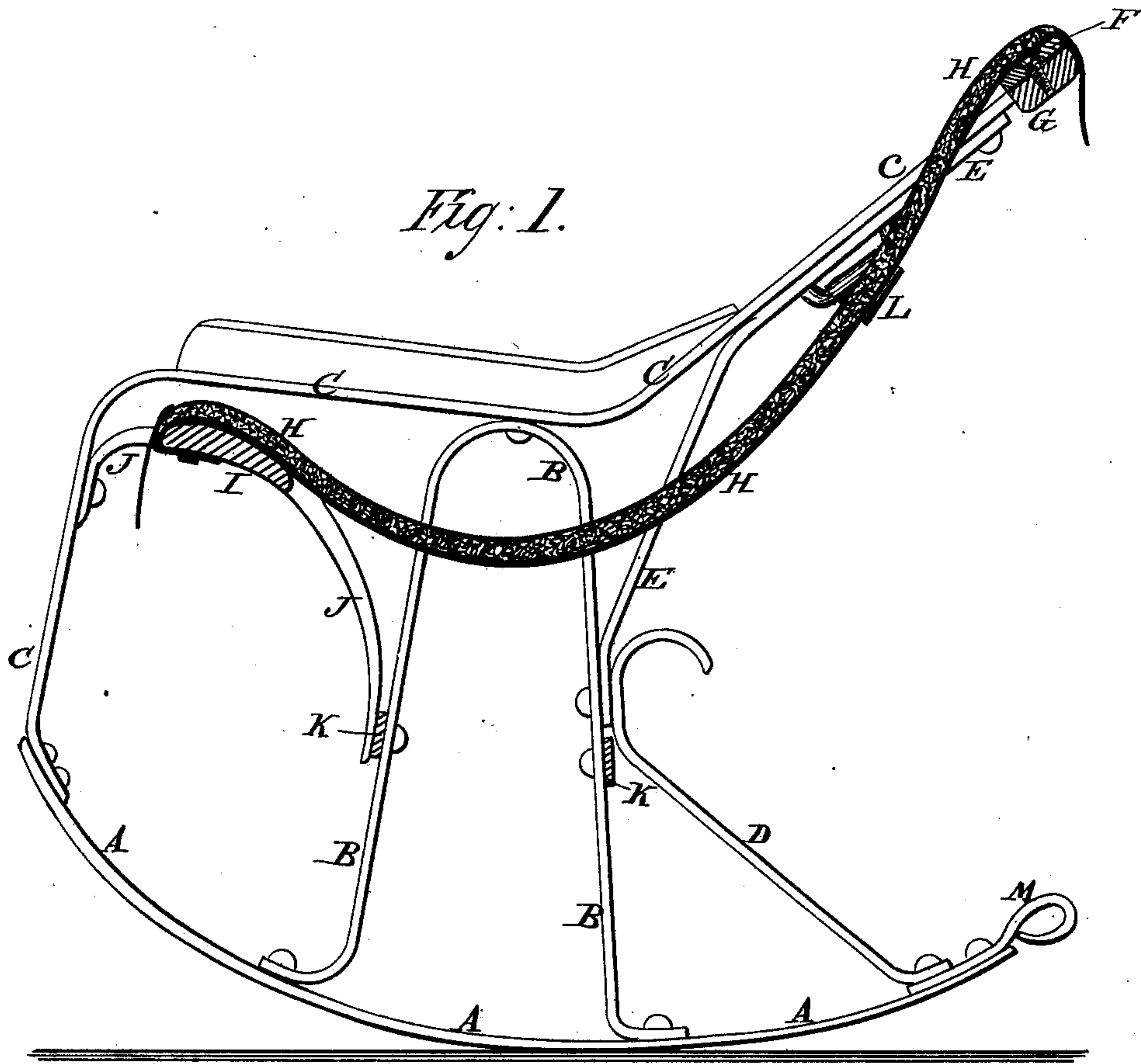


T. H. LOEHR.
Band-Iron Rocking-Chair.

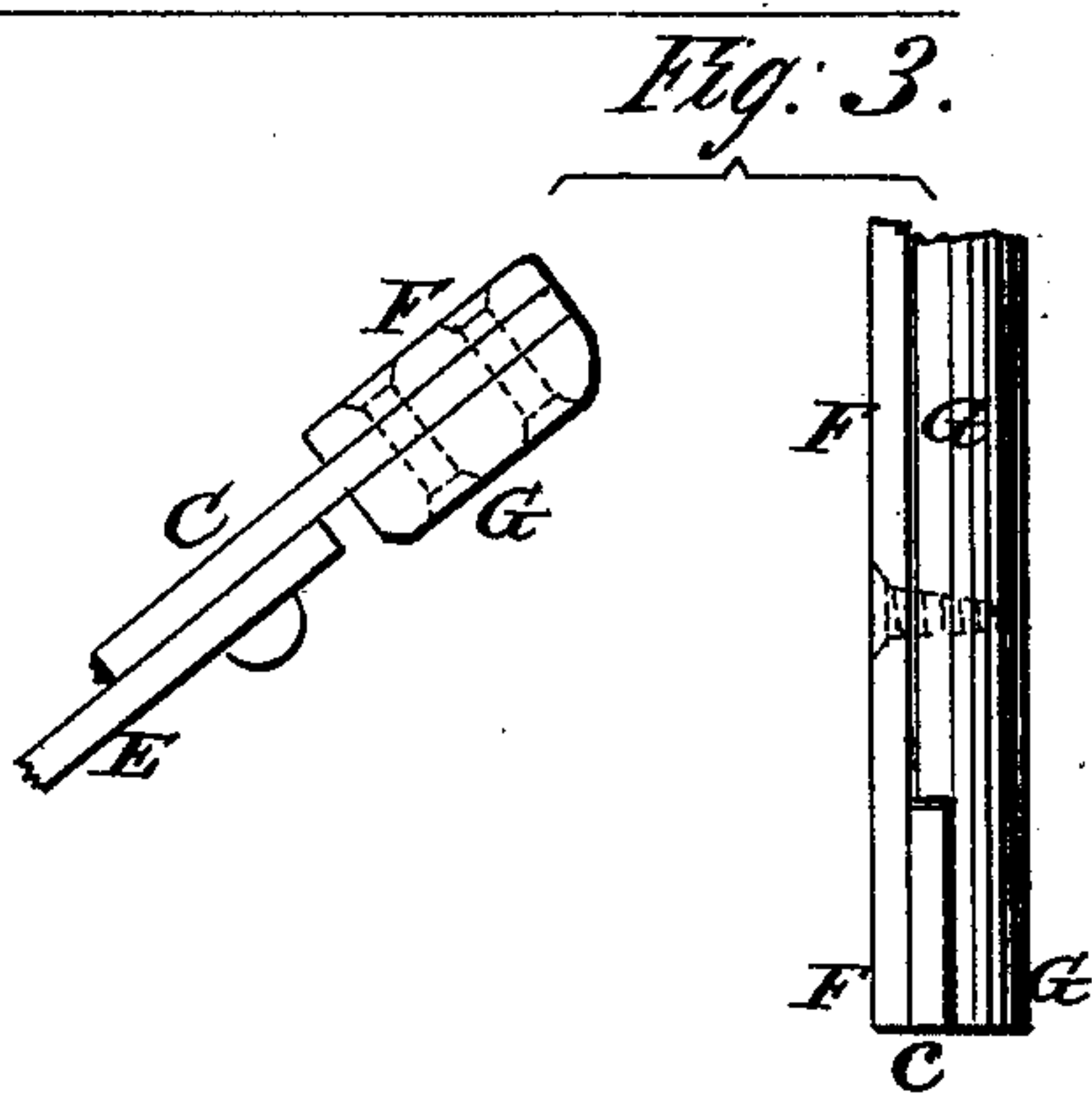
No. 214,930.

Patented April 29, 1879.



WITNESSES:

Achilles Schehl.
A. Sedgewick



INVENTOR:

T. H. Loehr
Munn & Co

BY

ATTORNEYS.

UNITED STATES PATENT OFFICE.

THOMAS H. LOEHR, OF ALBURTIS, PENNSYLVANIA.

IMPROVEMENT IN BAND-IRON ROCKING-CHAIRS.

Specification forming part of Letters Patent No. **214,930**, dated April 29, 1879; application filed December 30, 1878.

To all whom it may concern:

Be it known that I, THOMAS H. LOEHR, of Alburdis, in the county of Lehigh and State of Pennsylvania, have invented a new and useful Improvement in Band-Iron Rocking-Chairs, of which the following is a specification.

Figure 1 is a vertical section of my improved chair. Figs. 2 and 3 are detail views, illustrating the construction of parts of the frame.

Similar letters of reference indicate corresponding parts.

My invention is an improvement in chairs having metallic frames.

The invention relates to the construction and arrangement of parts, as hereinafter specified and claimed.

The rockers A A are each constructed of a single curved piece of band-iron, and the inverted-V-shaped standards B are also each in one piece, their ends being turned outward and riveted to the rockers. The bars C, which form the front, the arms, and the main portion of the back of the frame, are supported on and attached to the top of said V-shaped standards B. These parts A B C mainly constitute the side portions of the frame of the chair; but braces D and E are applied to the rockers and back, respectively, and the two side portions of the frame are rigidly connected by cross-pieces F K K, of band-iron.

The seat and back H is made of cloth or other flexible material, attached and united to the wooden pieces G I by means of nails.

The piece G is secured by screws to the back of the top cross-bar, F, and the piece I is held by screws which pass through curved side supports, J, that connect the standards B C.

Curved pieces M M are attached to the rear ends of the rockers A, to form elastic stops to arrest the backward movement of the chair in rocking.

The construction of the standards B B is such as to combine great strength with little weight, and they are likewise so arranged as to support the bars C at the point where the strain and need of support and resistance are greatest; and, further, the feet of the stand-

ards rest upon and are riveted to the rockers at about their middle, where the weight to be supported by the chair while in use is chiefly imposed.

To restate the matter comprehensively but briefly, the said standards, rockers, and bars C form the essential or important parts of each half of the chair-frame, and the standards have such form, arrangement, and connection with the two other parts as to support, brace, and strengthen the latter at the points of greatest strain, thus securing the greatest amount of strength and rigidity, together with such degree of elasticity as will make the chair easy and comfortable to the occupant.

By use of the wooden pieces G I and their attachment to the iron frame in the manner shown and described, I provide means for enabling the flexible seat and back H to be easily and quickly attached to or detached from the chair. The means of such attachment are, moreover, simple and convenient in use.

The pieces G I may also be easily detached and removed or replaced, as wear or other injury may require, and constitute unobtrusive appendages of the iron frame.

I neither claim a rocking-chair having a metallic frame, nor the use of a flexible back and seat attached to such chair at the same points as in my invention, and I am aware the frames of school-seats have been constructed of flat pieces of wrought-iron.

I claim—

The rocking-chair herein described, the same being constructed of the inverted-V-shaped standards B B and angular bars C C, the rockers A A, braces E E, and cross-bars K K, all said parts being constructed of band-iron, and the flexible seat and back H, the bars F G, to which the latter is attached, and the side seat-supports, I I, all arranged as shown and described.

THOMAS HENRY LOEHR.

Witnesses:

JNO. A. HARTZELL,
JOSHUA STAHLER.