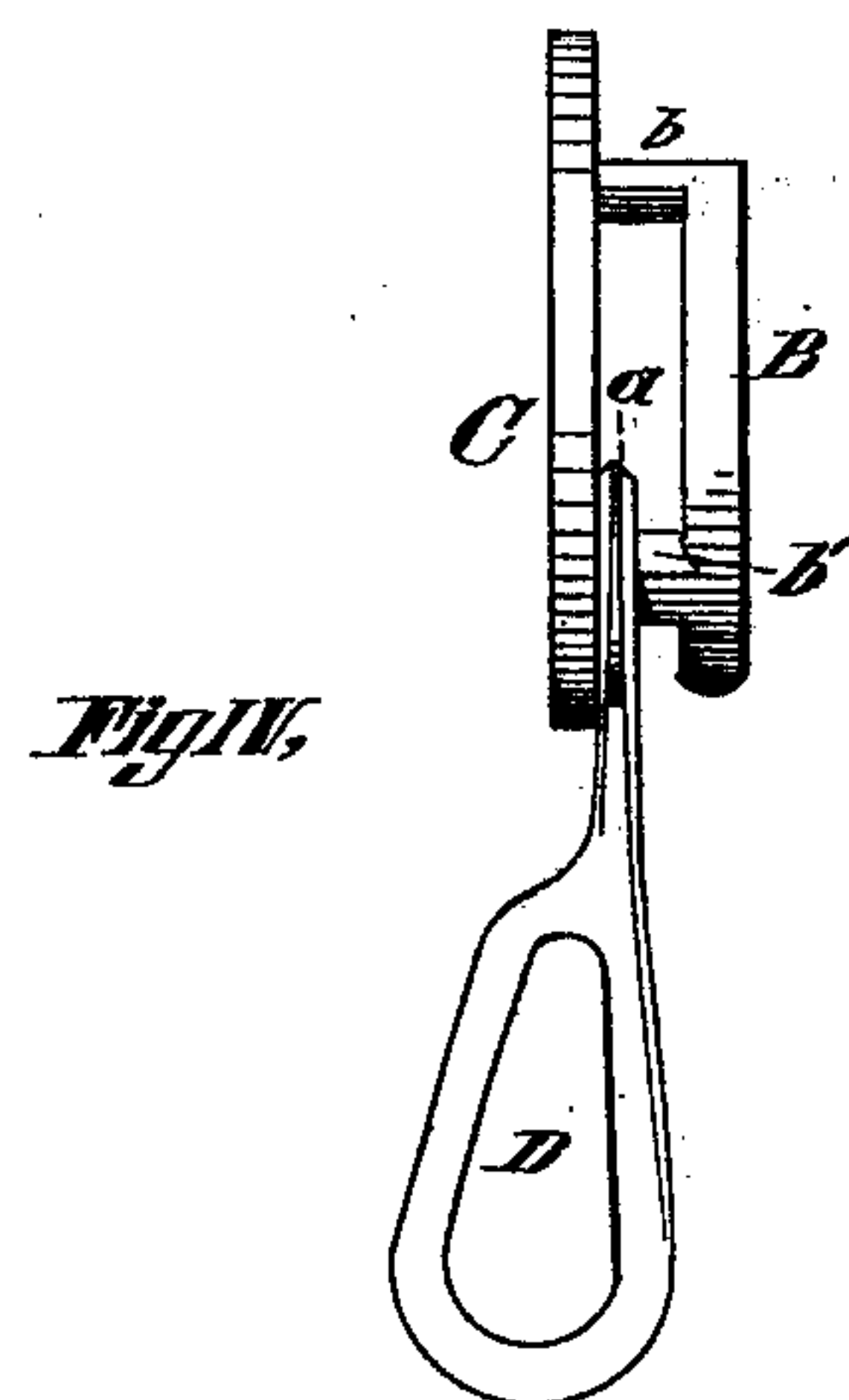
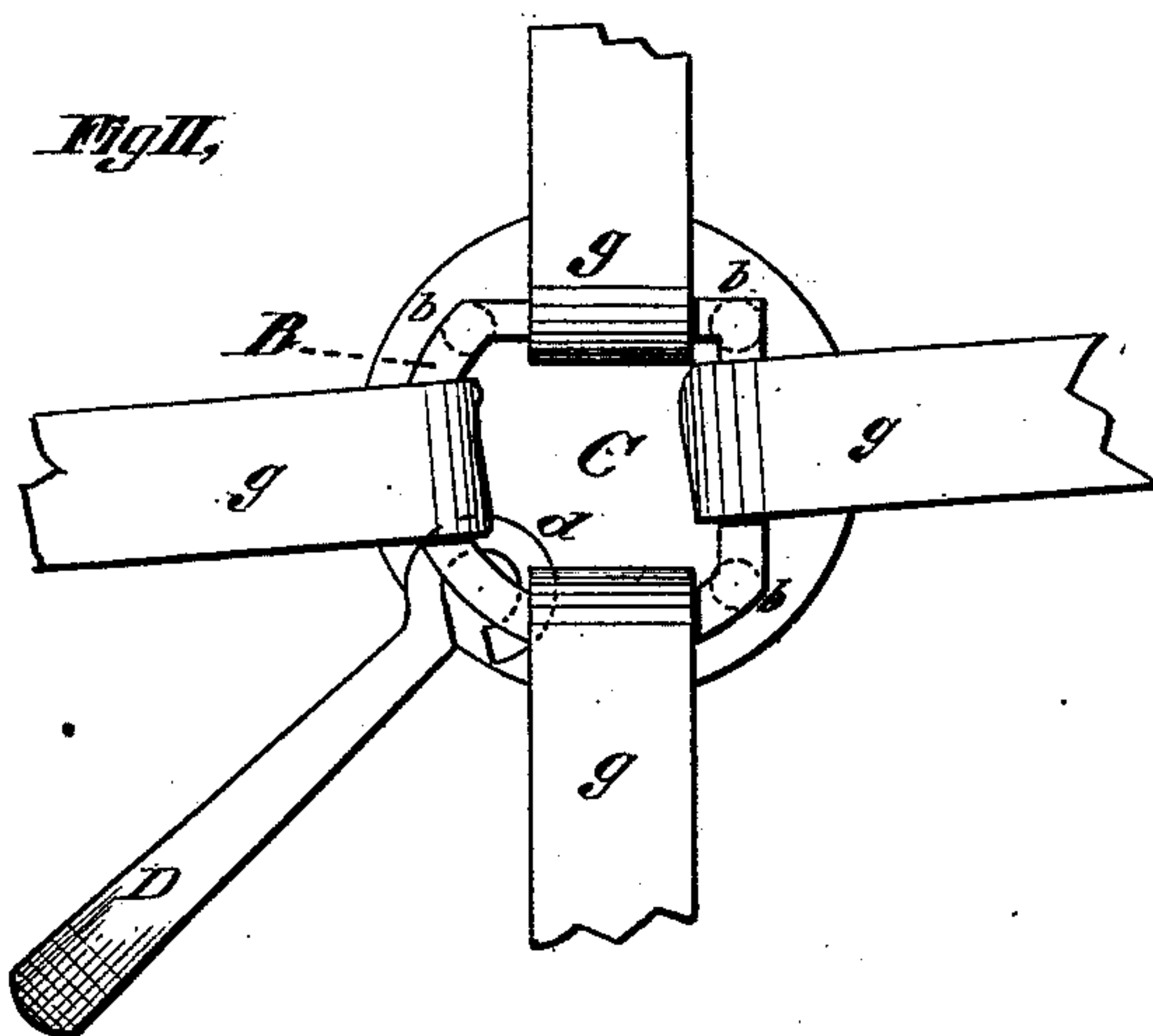
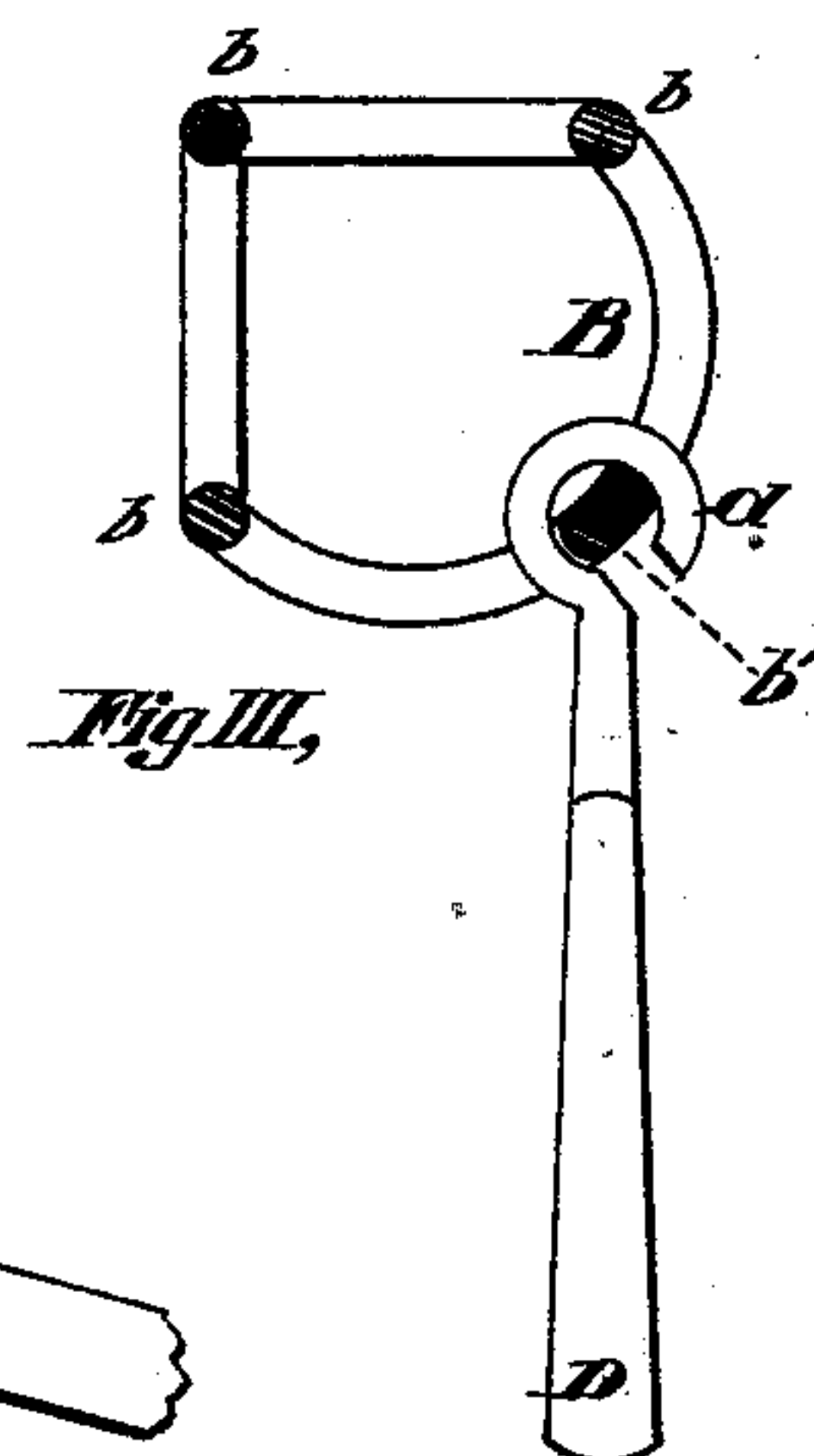
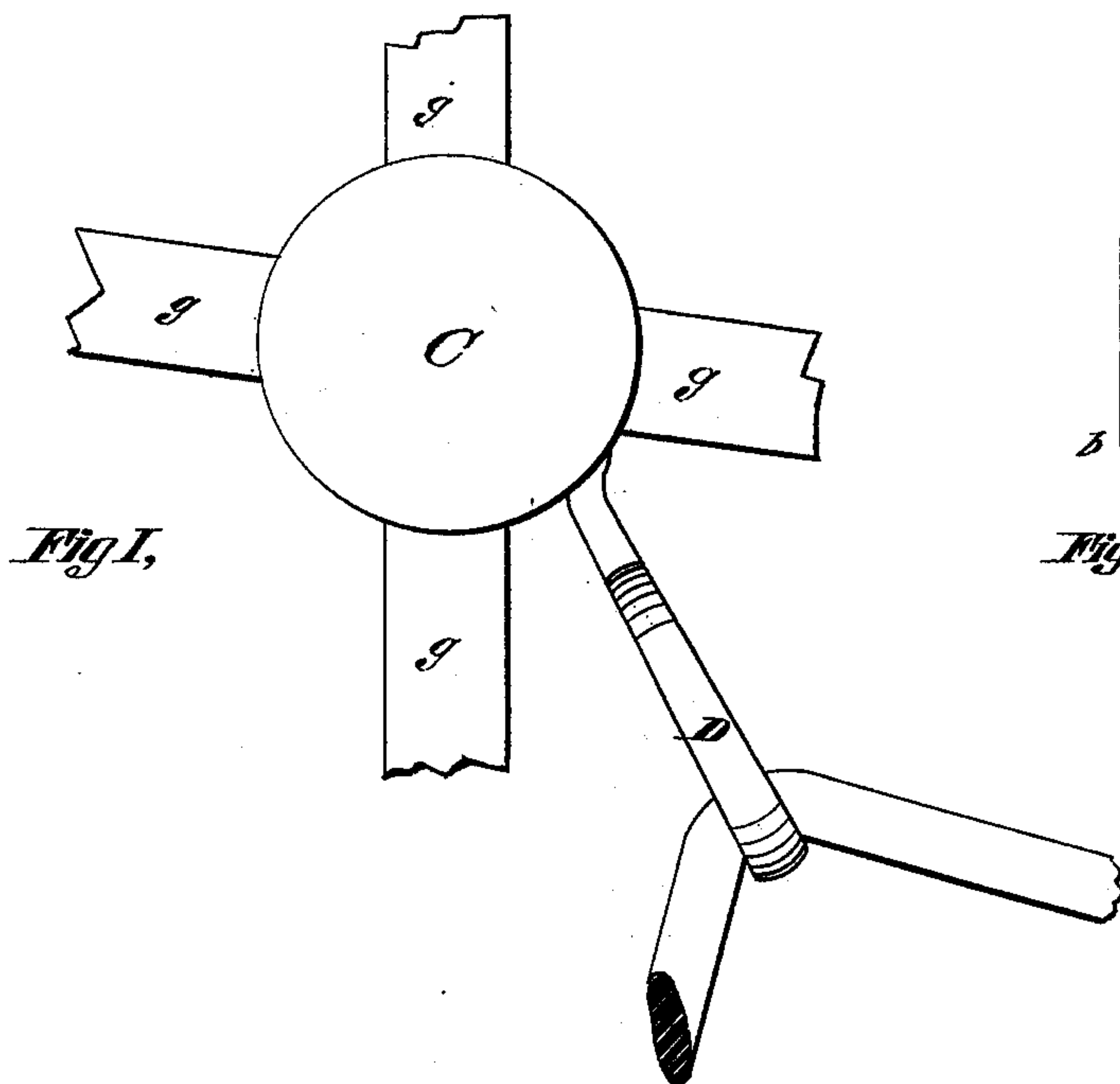


R. E. WHITMAN.  
Mountings for Bridles.

No. 214,858.

Patented April 29, 1879.



Witnesses  
Stockwell Bettes  
W. B. Parker

Inventor  
R. E. Whitman  
by T. F. Hyde atty.

# UNITED STATES PATENT OFFICE.

ROYAL E. WHITMAN, OF SPRINGFIELD, MASSACHUSETTS.

## IMPROVEMENT IN MOUNTINGS FOR BRIDLES.

Specification forming part of Letters Patent No. **214,858**, dated April 29, 1879; application filed August 26, 1878.

*To all whom it may concern:*

Be it known that I, ROYAL E. WHITMAN, of Springfield, Massachusetts, have invented an Improvement in Mountings for Bridles, of which the following is a specification.

The first part of my invention relates to a combined ring for holding the ends of brow-band, head-band, throat-latch, and cheek-piece, and ornamental and protecting covering-plate or rosette; and the second part to the combination, with this mounting, of a detachable gag-runner for a check-rein.

The nature and objects of the invention are fully set forth in the following description and accompanying drawings.

In the drawings, Figure I is an outside view of my mounting, showing its position relative to the straps and check-rein. Fig. II is the reverse or interior view of Fig. I. Fig. III is a partial section, and Fig. IV an end view.

The ring B is offset by posts *b b'* from the inner side of plate C to a sufficient distance to admit the ends of the straps *g*, for which the ring B serves as a common point of attachment. Four of the posts are sufficient to firmly unite the plate C and ring B, while acting to retain the ends of straps *g* in their proper position and prevent them from working on the ring; and it will be seen that the ends of the straps are completely concealed from view by the plate C, which forms an ornament that cannot become detached, being one piece with the ring.

The face of the plate C may be highly ornamented, or may be left perfectly plain, as shown in the drawings, to be easily kept brightly polished. In both events a solid surface is formed, overlapping the ends of the straps, and forming part of the ring to which they are secured.

One of the posts, *b*, and marked in the drawings *b'*, unites the lower rear portions of ring B and plate C, as shown in Fig. III, and is elongated in cross-section in the direction of the ring, so that the gag-runner D, when inclined to have its lower end well to the front of the perpendicular axis of the ring B, can have its hook end *d* passed over the post *b'*, to

swing thereon; and as the direction of the pressure exerted by the check-rein is downward and backward, the gag-runner can only be detached manually from a position it can never assume when holding the check-rein.

Fig. III shows the position of the slot in the loop end of the gag-runner D that admits its passage over the post *b'*.

The hook end *d* is concealed by the plate C, and in practice I slightly flatten the sides of the hook, to avoid any interference with the ends of cheek-piece and throat-latch contiguous.

When it is desired to remove the check-rein the gag-runner is easily detached, and may be left for safety upon the check-rein.

By these means I form a device the parts of which coact to constitute a simple and ornamental mounting, and are not easily broken or lost, and a mounting peculiarly adapted to the bridle-halter for which Letters Patent were granted me August 17, 1878, No. 207,467, in which, when it is desired to convert the bridle into a halter, the gag-runner when removed remains upon the check-rein.

I am aware that a gag-runner has before been directly attached to and supported by the buckle forming the point of junction of brow, head, and throat bands of a bridle, and therefore do not, broadly, claim such, but confine myself to a swinging detachable one, when made to also inclose the check-rein, as above described.

What I claim is—

1. The mounting for bridles, consisting of the ring B, rosette C, and connecting-posts *b*, all cast in one piece, as shown and described.
2. The combination, with the plate C, having offset-ring B, the post *b*, and elongated post *b'*, of the detachable swinging gag-runner D, having the hook end *d*, and adapted to inclose the check-rein, in the manner and for the purpose set forth.

R. E. WHITMAN.

Witnesses:

FRANK M. TAYLOR,  
G. M. TROUTMAN.