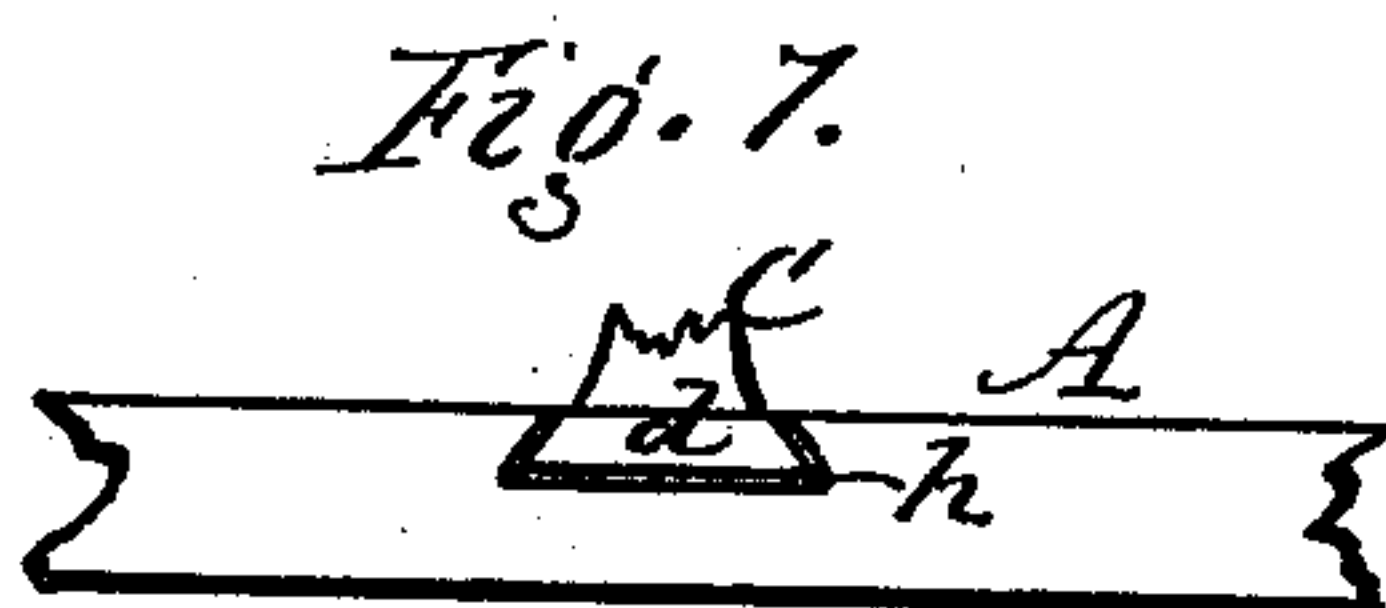
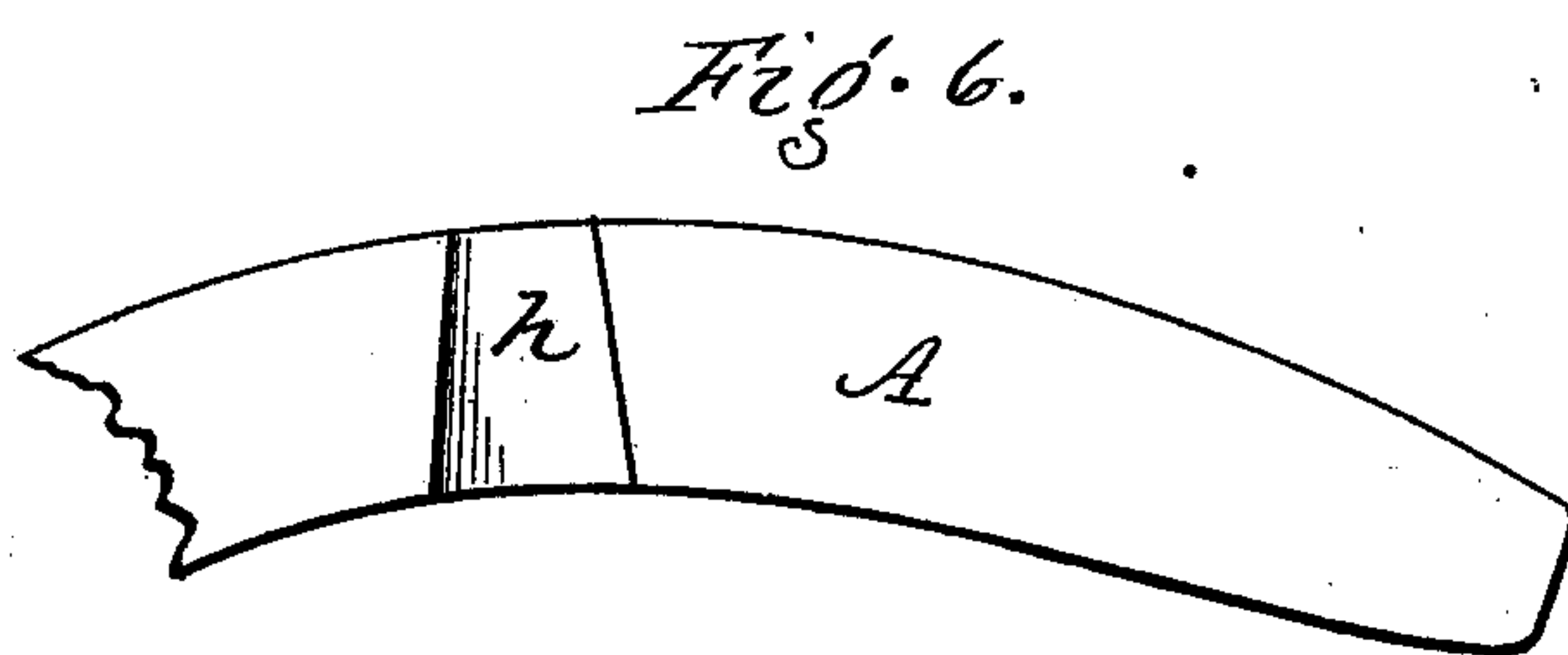
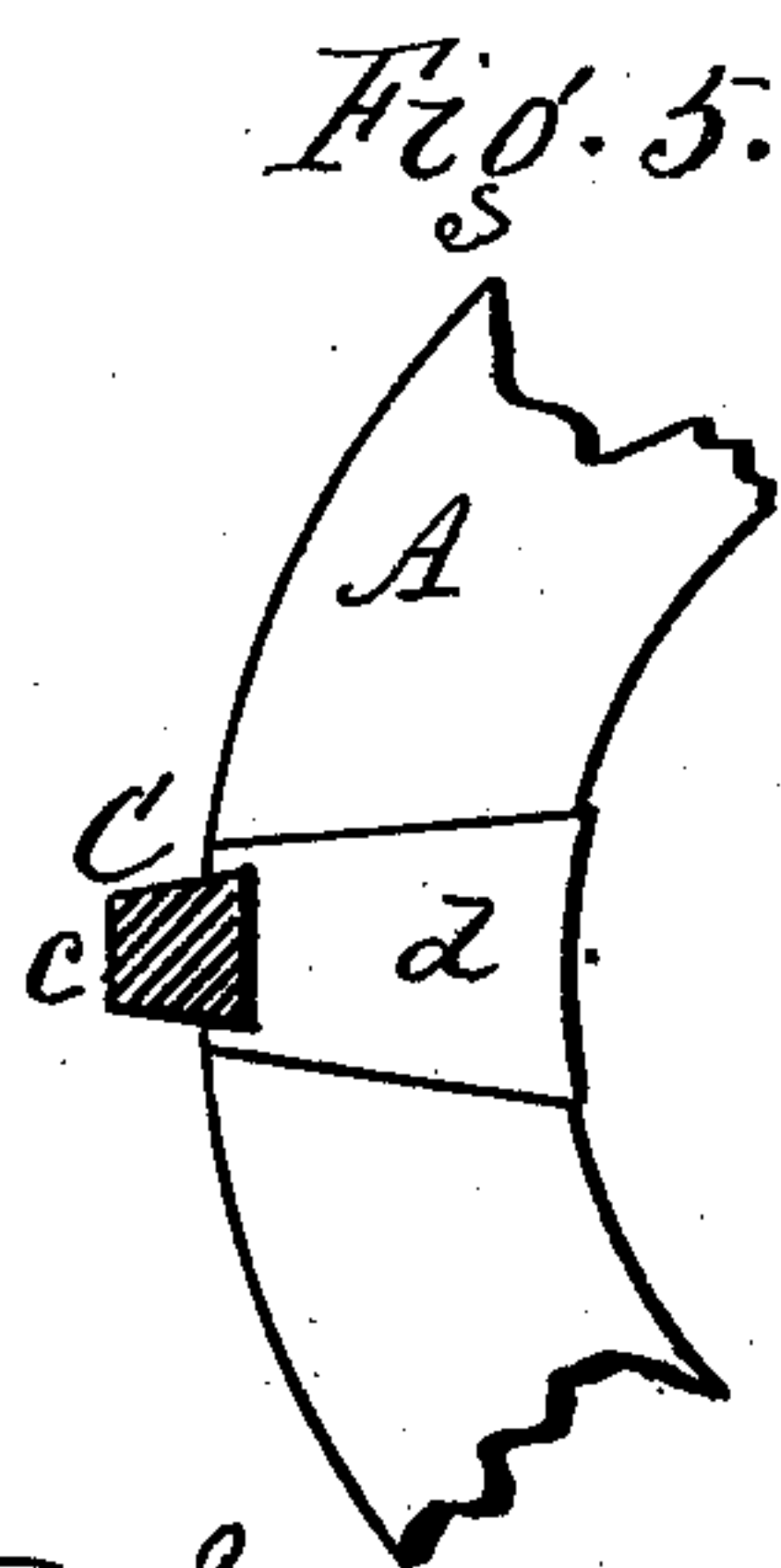

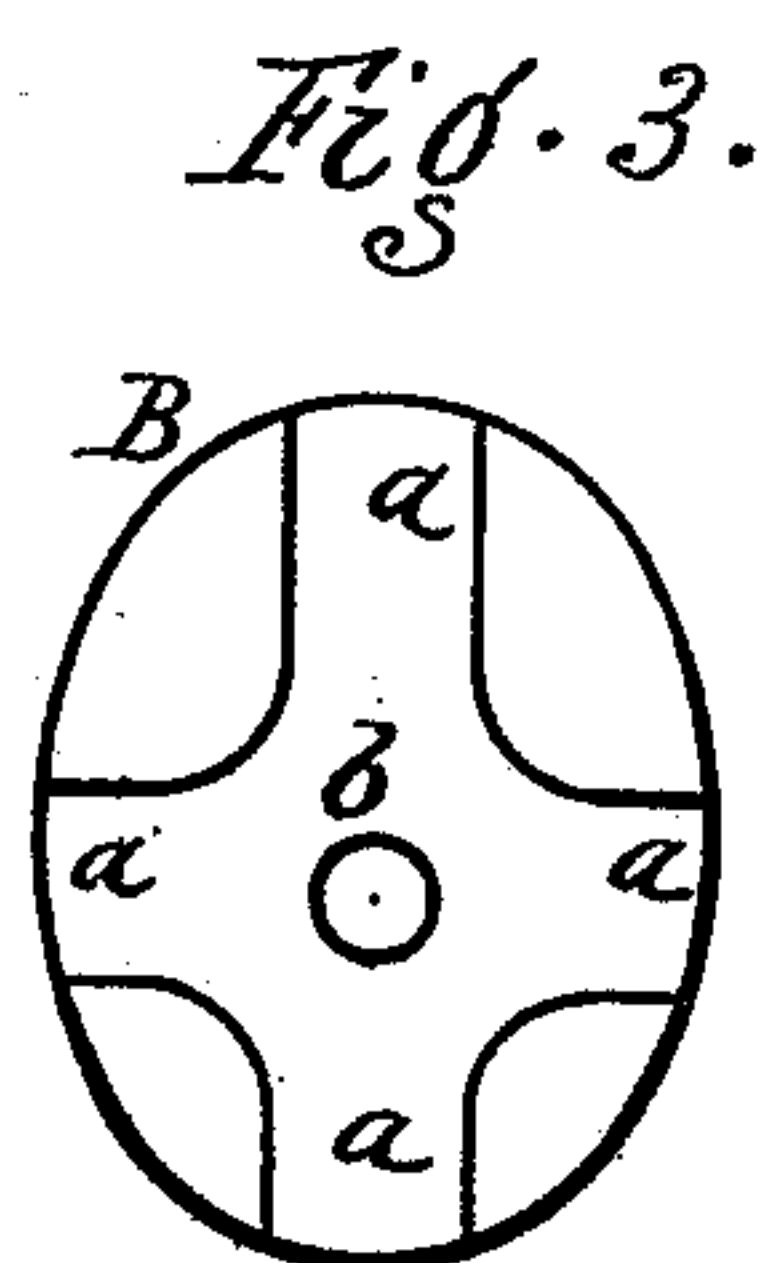
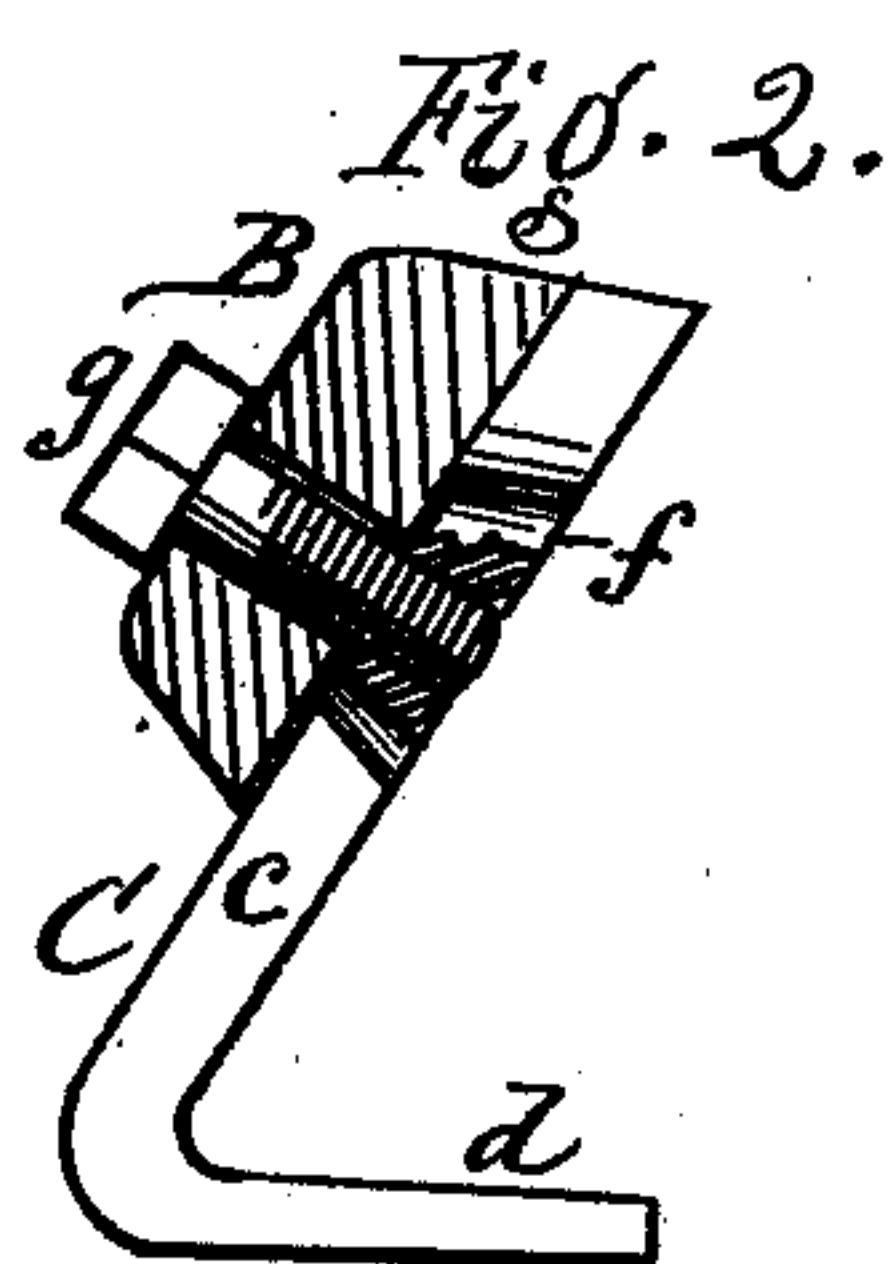
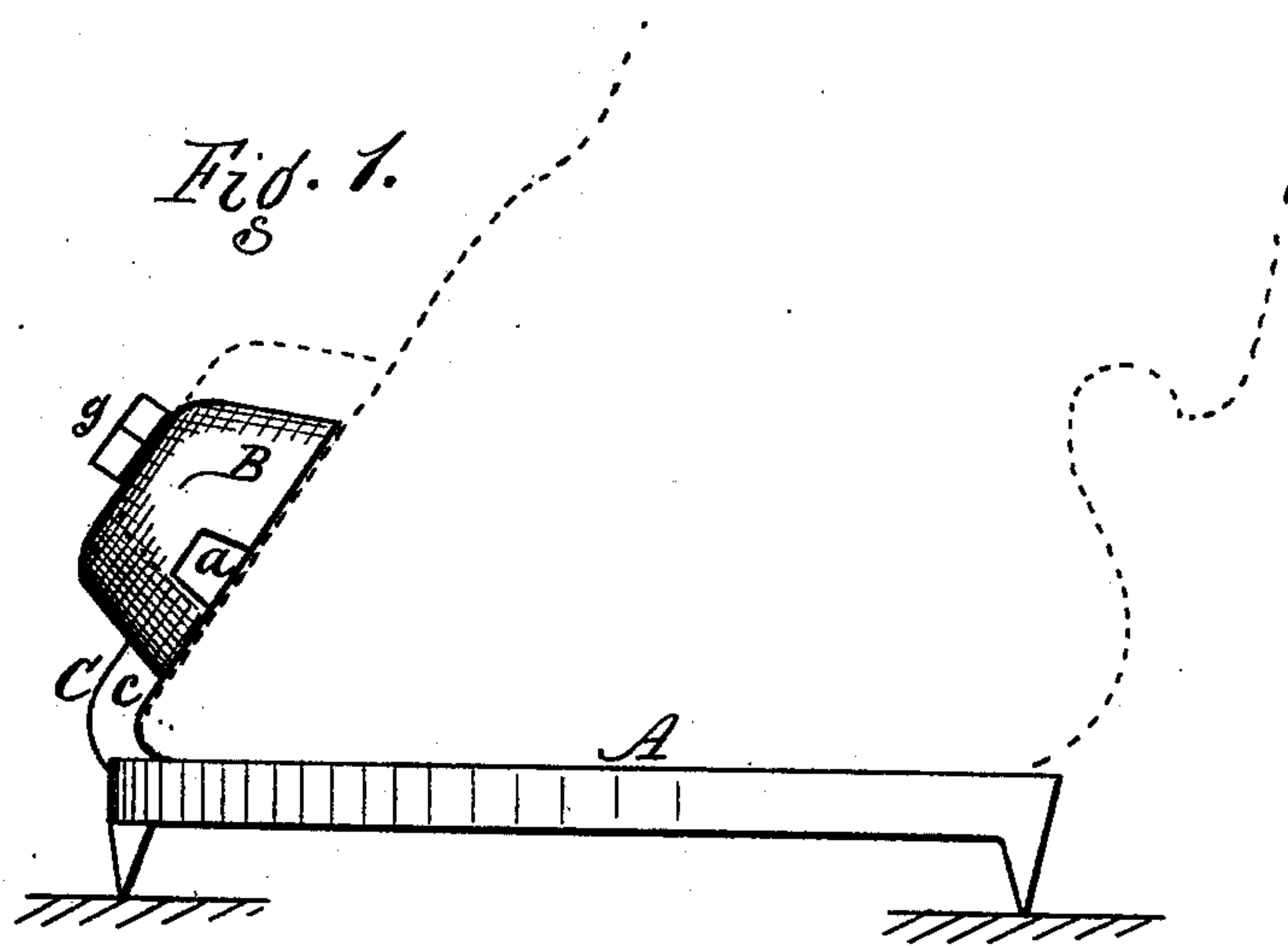


L. SCHMITT.
Toe-Weight for Horseshoes.

No. 214,846.

Patented April 29, 1879.



Attest.
R. E. White
M. n. Pick

Inventor.
Leopold Schmitt,
per R. F. Osgood,
Atty.

UNITED STATES PATENT OFFICE.

LEOPOLD SCHMITT, OF ROCHESTER, NEW YORK.

IMPROVEMENT IN TOE-WEIGHTS FOR HORSESHOES.

Specification forming part of Letters Patent No. 214,846, dated April 29, 1879; application filed February 26, 1879.

To all whom it may concern:

Be it known that I, LEOPOLD SCHMITT, of the city of Rochester, county of Monroe, and State of New York, have invented a certain new and useful Improvement in Toe-Weights for Horseshoes; and I do hereby declare that the following is a full, clear, and exact description of the same, reference being had to the accompanying drawings, in which—

Figure 1 is a side elevation of my improvement. Fig. 2 is a sectional elevation of the weight and shank removed from the shoe. Fig. 3 is a plan view of the inner side of the weight. Fig. 4 is an elevation of the inner or back side of the shank. Figs. 5, 6, and 7 are detail views of portions of the shoe, showing the method of attaching the shank.

My invention relates to toe-weights for horses; and consists of the combination of a slotted toe-weight, adjustable to different positions on the foot of the horse, and a bent shank provided with a circular head, which fits the slots in the weight, and a wedging and dovetailed slide, which fits a corresponding wedging and dovetailed slot in the shoe, as hereinafter more fully described.

A represents the shoe, which is of ordinary form and construction.

B is the toe-weight, which is an oblong or eccentric body of any desired size.

On the inner face or side which fits the foot are formed quarter-slots *a a a a*, with a central cavity, *b*, sunken some distance below the surface. The central cavity is situated at one side of the center of its axis, or nearer one end than the other, as shown, by which means the toe-weight is made eccentric to its axis.

C is the shank, which supports the toe-weight. It consists of an angular arm, *c*, which forms the body, and a horizontal part, *d*, which forms the slide and bearing that fits the shoe.

At the top of the arm *c* is a circular beveled head, *f*, which fits into the center cavity, *b*, of the weight, while the arm *c* rests in the slot *a*, and prevents the toe-weight from turning.

A screw, *g*, passes through a hole in the weight and the head, and secures the parts firmly together.

The horizontal part *d* is made wedge-shaped in its length, the wide end being in the rear and the narrow end in front; and it is also

made beveling or dovetailed on its edges, the wide face being at the bottom and the narrow face at the top.

The wedge form is shown in Fig. 5, and the dovetail in Fig. 7. A corresponding wedging and dovetailed socket, *h*, is formed in the top of the shoe, either at the toe, as in Fig. 5, or at the side, as in Fig. 6, accordingly as the weight is to be used at the front or the side of the foot. The slide is inserted in this socket from the inside of the shoe, and by moving it outward, and when in proper position to fit the weight to the hoof, it tightens in place, and when the shoe is nailed to the hoof the shank is fast and can never get out of place.

The top of the slide is flush with the top of the shoe, which obviates the necessity of cutting a notch or cavity in the foot. Any horse-shoer can prepare the parts.

The quarter-slots *a a* enable the eccentric weight to be applied upon the circular head *f* in any desired direction, so that the length will stand up and down vertically, or forward and back horizontally; and as one end is heavier than the other, owing to the eccentricity, the preponderance of weight may be adjusted exactly as desired to meet the requirements of the case.

The device is simple, cheap, and effective, as the weight can be cast with the cavities therein, and these cavities are so deep as to prevent the possibility of misplacement of the device by the rough usage to which it is subjected.

I do not claim, broadly, an adjustable toe-weight, as such is shown in Patent No. 209,840; but

I claim—

The combination of the toe-weight B, provided with the cavity *b* and slots *a a a a* on its inner face, and the shank C, provided with a circular head, *f*, and arm *c*, fitting said cavity and slots, and the wedging and dovetailed slide *d*, fitting a corresponding wedging and dovetailed socket, *h*, of the shoe, as shown and described, and for the purpose specified.

In witness whereof I have hereunto signed my name in the presence of two subscribing witnesses.

LEOPOLD SCHMITT.

Witnesses:

R. F. OSGOOD,
R. E. WHITE.