

A. E. MANN.
Wash-Boiler.

No. 214,782.

Patented April 29, 1879.

Fig. 1.

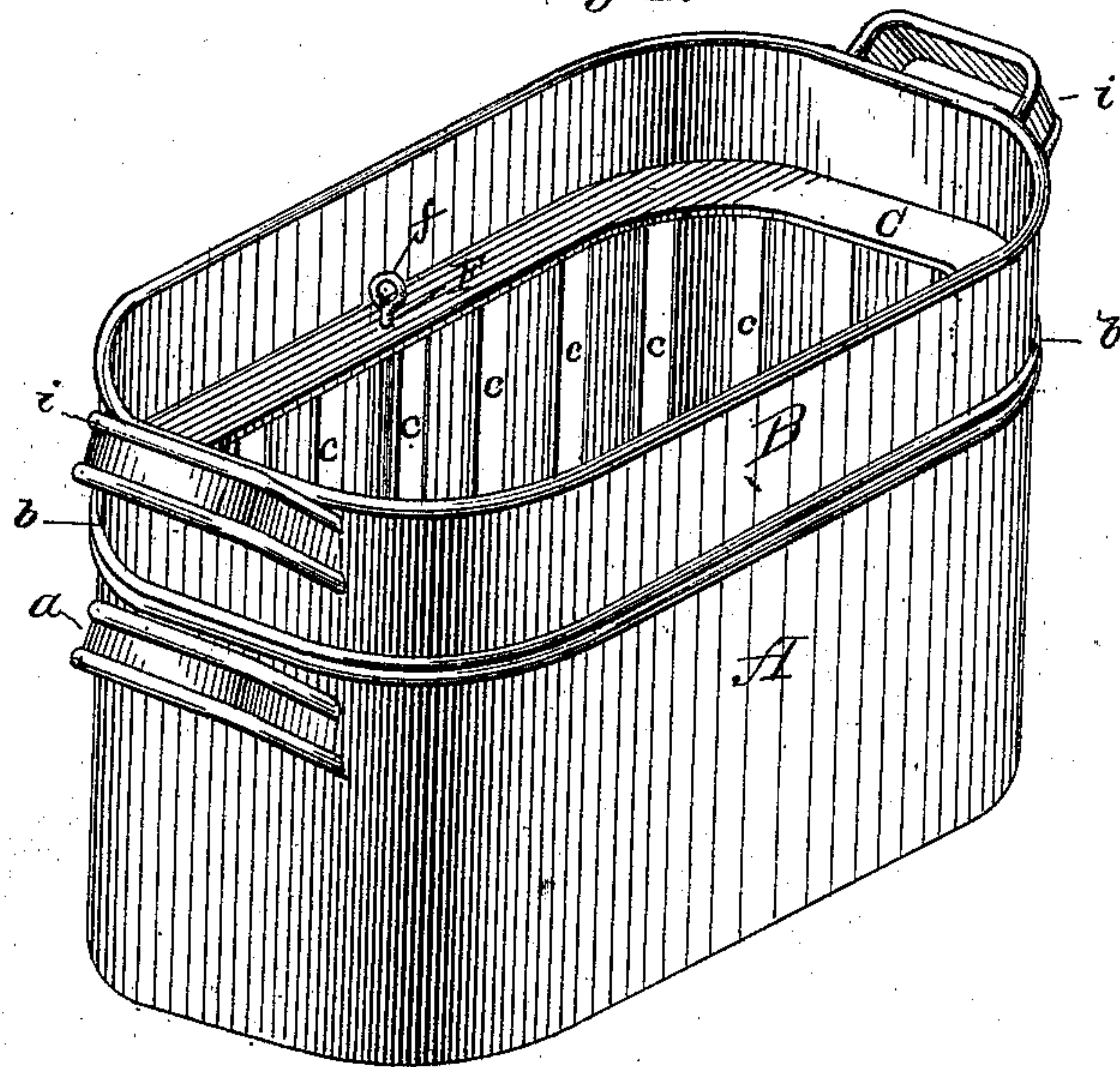


Fig. 2.

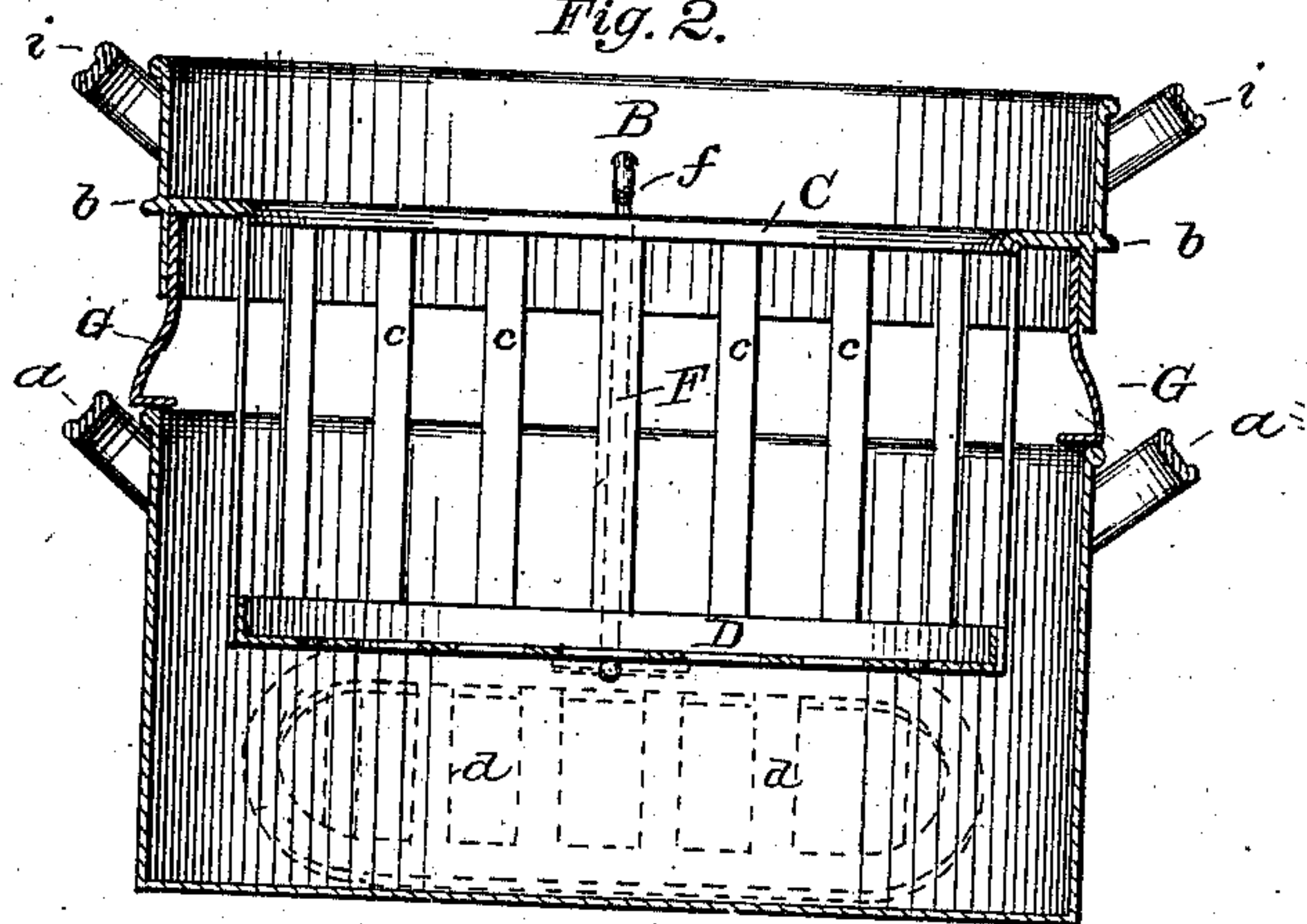
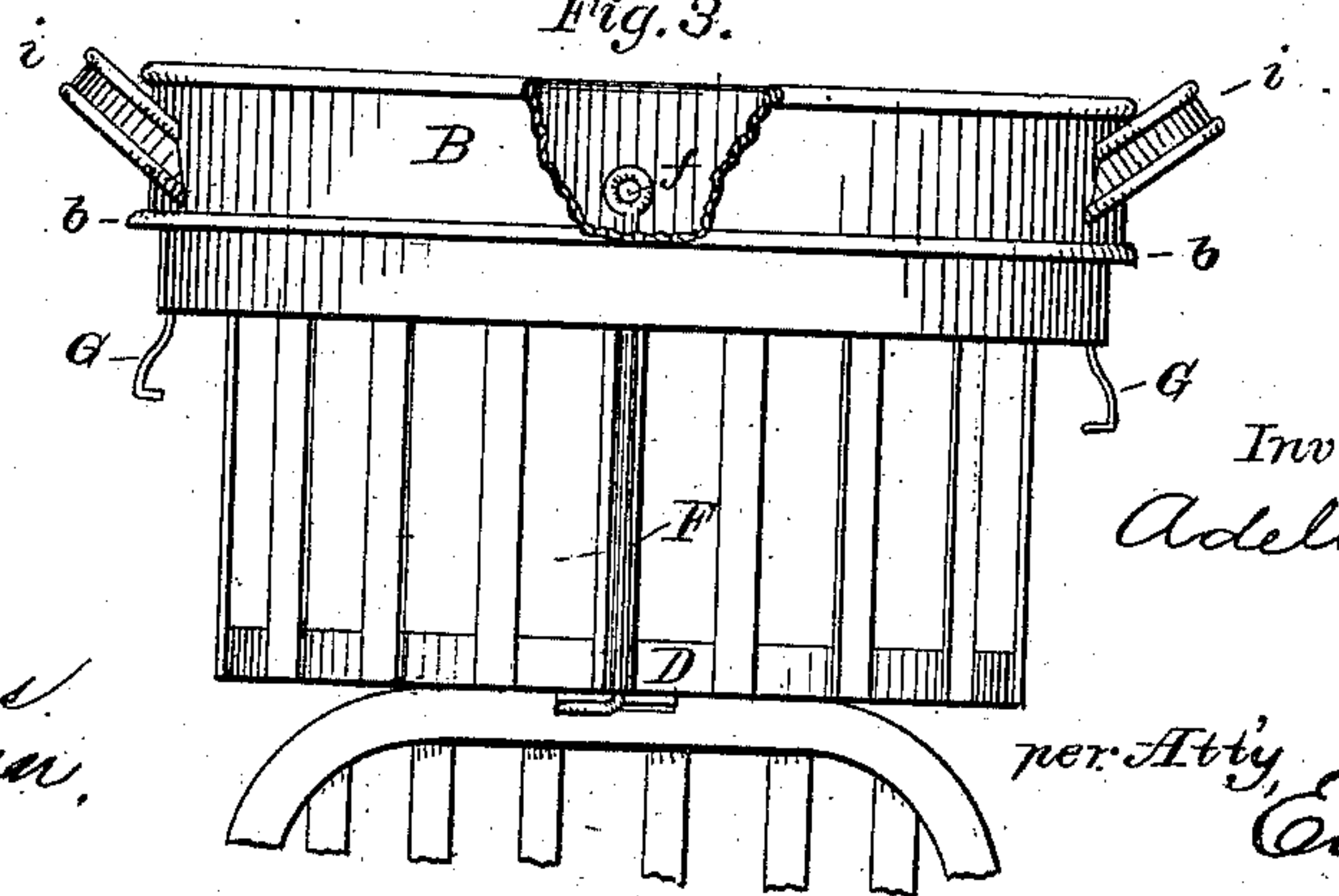


Fig. 3.



Witnesses:
R. F. Barnes,
D. C. Allen.

Inventor:
Adelaide E. Mann

per. Atty,
Edgar E. Mann.

UNITED STATES PATENT OFFICE.

ADELAIDE E. MANN, OF LAWRENCE, MASSACHUSETTS.

IMPROVEMENT IN WASH-BOILERS.

Specification forming part of Letters Patent No. **214,782**, dated April 29, 1879; application filed February 25, 1879.

To all whom it may concern:

Be it known that I, ADELAIDE E. MANN, of the city of Lawrence, in the county of Essex and State of Massachusetts, have invented a new and useful Improvement in Wash-Boilers, which invention is fully described and set forth in the following specification and accompanying drawings.

My invention relates to wash-boilers for domestic use; and consists in providing a basket with a hinged bottom, and means of suspending it above the bottom of the wash-boiler, as may be desired.

My invention is illustrated in detail in the drawings forming a part of this specification, in which all similar letters of reference indicate like parts, and in which—

Figure 1 is a perspective view of a wash-boiler to which my invention has been applied, and shows the crown of the basket resting on top of the boiler, the basket being down in the water contained in the boiler. Fig. 2 is a longitudinal vertical section, showing the basket partly raised out of, yet suspended in, the boiler above the water. Fig. 3 is a front view of the basket removed from the boiler.

A is the boiler, *a a* being its handles. B is the top or crown of the basket, to which all the other parts are attached. It conforms in size and shape to the contour of the boiler to which it is applied, and into which it fits, and is provided with a slight flange or projection, *b*, which takes bearing on the upper edge of the boiler-walls, and at each end it has the handles *i i*. Its walls are continuous, and from the inside, on the same line as the external flange, *b*, projects inwardly a continuous horizontal rim or ledge, C, which is about two inches wide. From the edge of this rim or ledge extends downward a series of ribs, *c c c*, which join together at their lower ends by the continuous band D, thus forming the walls of the basket below the crown B. The entire length of these ribs is such that their lower ends will be elevated about two inches above the bottom of the boiler when the crown is resting by its flange *b* on the top edge of the boiler.

The bottom of the basket consists of a se-

ries of slats or bars joined by their ends to a rim, which conforms in size and shape to the bottom opening of the basket, into which it easily fits, and is hinged to one side thereof, so as to open down, as shown by the dotted lines *d d*, in Fig. 2.

F is a vertical rod, journaled in bearings to one of the ribs. It extends from just above the rim C (where it is surmounted by the knob or handle *f*, by which it is turned) to a point immediately below the lower edge of the band D, where it is bent to a right angle to its shaft, and extends horizontally one or two inches under the bottom of the basket, to which it gives support when it is closed, and from which it can be turned by the handle *f* when it is desired to open the bottom of the basket.

G G are two spring-supports, made fast by their upper ends to the crown of the basket, one at each end. They are of such length that when the basket is partly raised (say, half-way) out of the boiler they will spring out and engage the upper edge of the boiler, and support the basket in the position shown in Fig. 2.

Operation: The basket is suspended inside of the boiler, the crown being above and resting by its flange or projection on the upper edge of the boiler, so that the bottom of the basket is a short distance above the boiler-bottom, the sides of the basket a short distance from the walls of the boiler, thus preventing the clothes from coming into contact with the boiler. The articles to be boiled or cleansed are then placed in the basket, and water supplied thereto, the lid being placed on the crown.

When the boiling process is completed, and it is desired to remove the clothes, the basket is raised up until the spring-supports escape from the boiler, and, springing outwardly, engage and rest on the edge of the boiler, holding the basket and its contents out of the water contained in the kettle, in which position they are allowed to remain a short time, that the water may drain out. When this is accomplished the basket and its contents are entirely removed from the boiler, and, being placed over a tub or other vessel, the contents are dumped by turning the rod F until its

point moves from under the bottom of the basket, so that it opens, and the contents are discharged in bulk. When this is done the basket is replaced in the boiler, the bottom having been first closed and locked, and it is again ready for use.

Having thus described my invention and its operation, what I claim, and desire Letters Patent for, is—

1. A basket-vessel adapted, substantially as described, to hold clothing in suspension in a wash-boiler, and provided with a bottom opening downward for the discharge of the contents in bulk, as shown.

2. A basket-vessel adapted, substantially as described, to hold clothing in suspension in a wash-boiler, and provided with a bottom opening downward for the discharge of the contents in bulk, and having a vertical rod adapted to support said bottom when closed, as specified.

ADELAIDE ELLIOTT MANN.

In presence of—

CORA E. MANN,

WM. L. DOWLING.