

A. M. WARD.
Knife-Board.

No. 214,733.

Patented April 22, 1879.

Fig. 1.

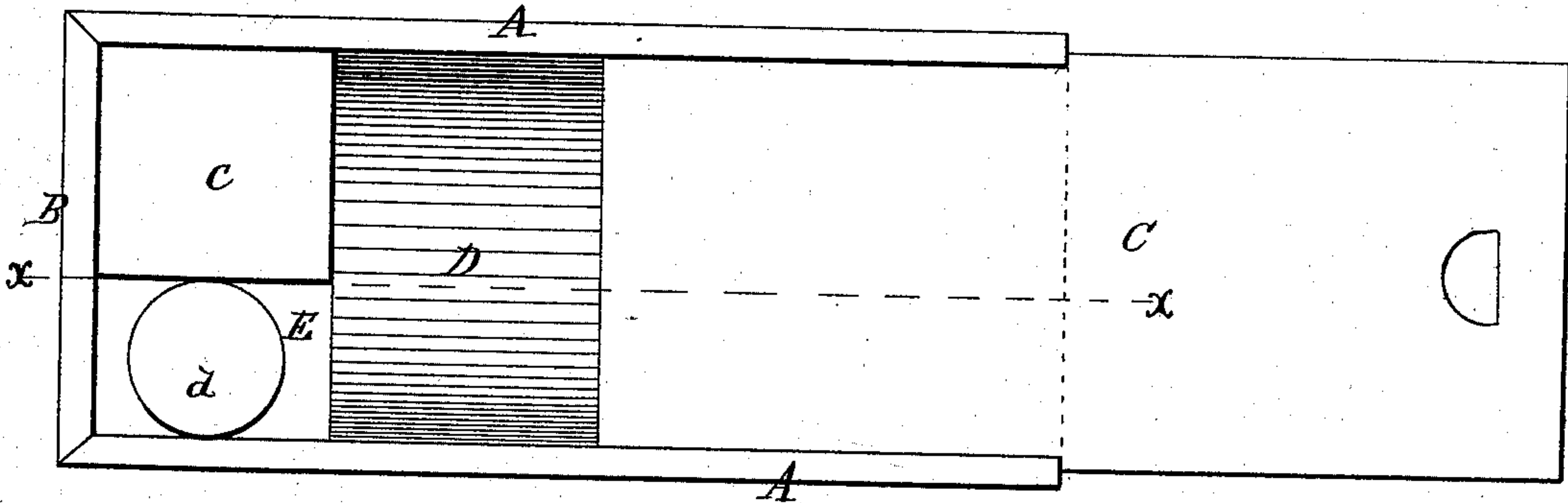


Fig. 2.

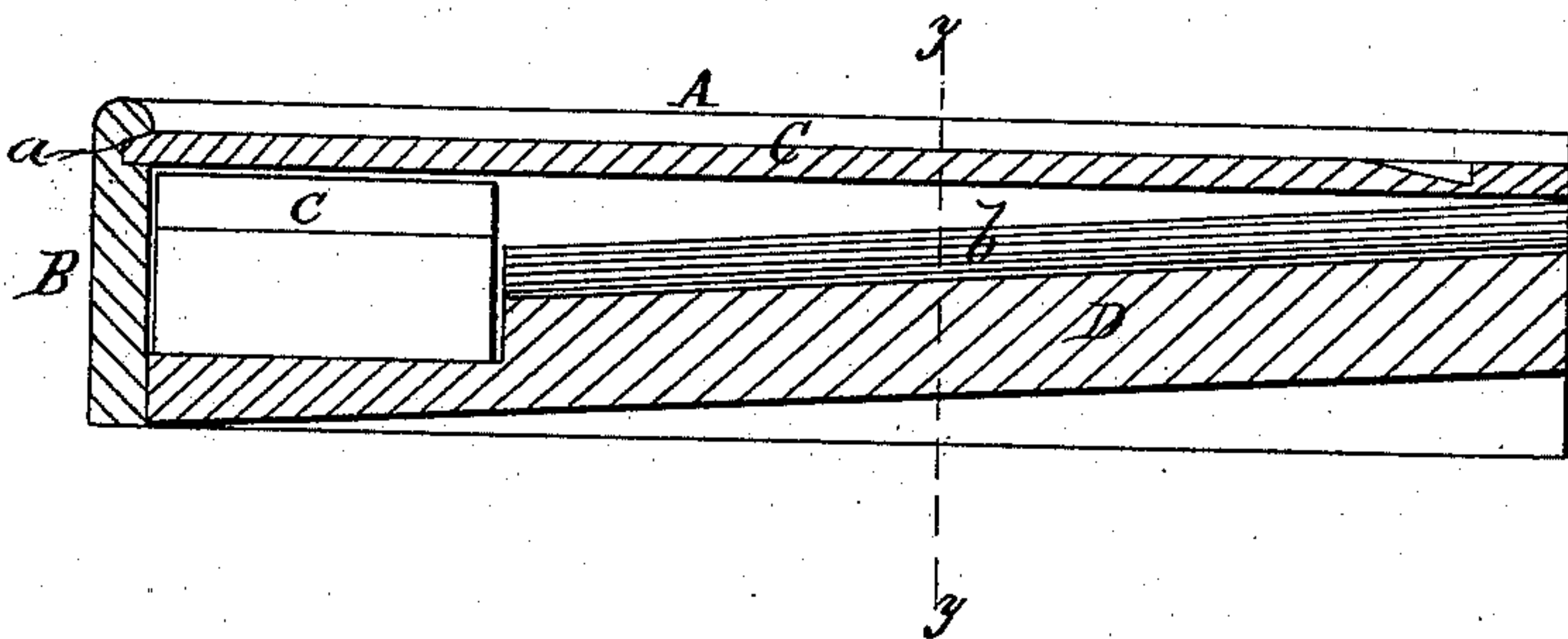
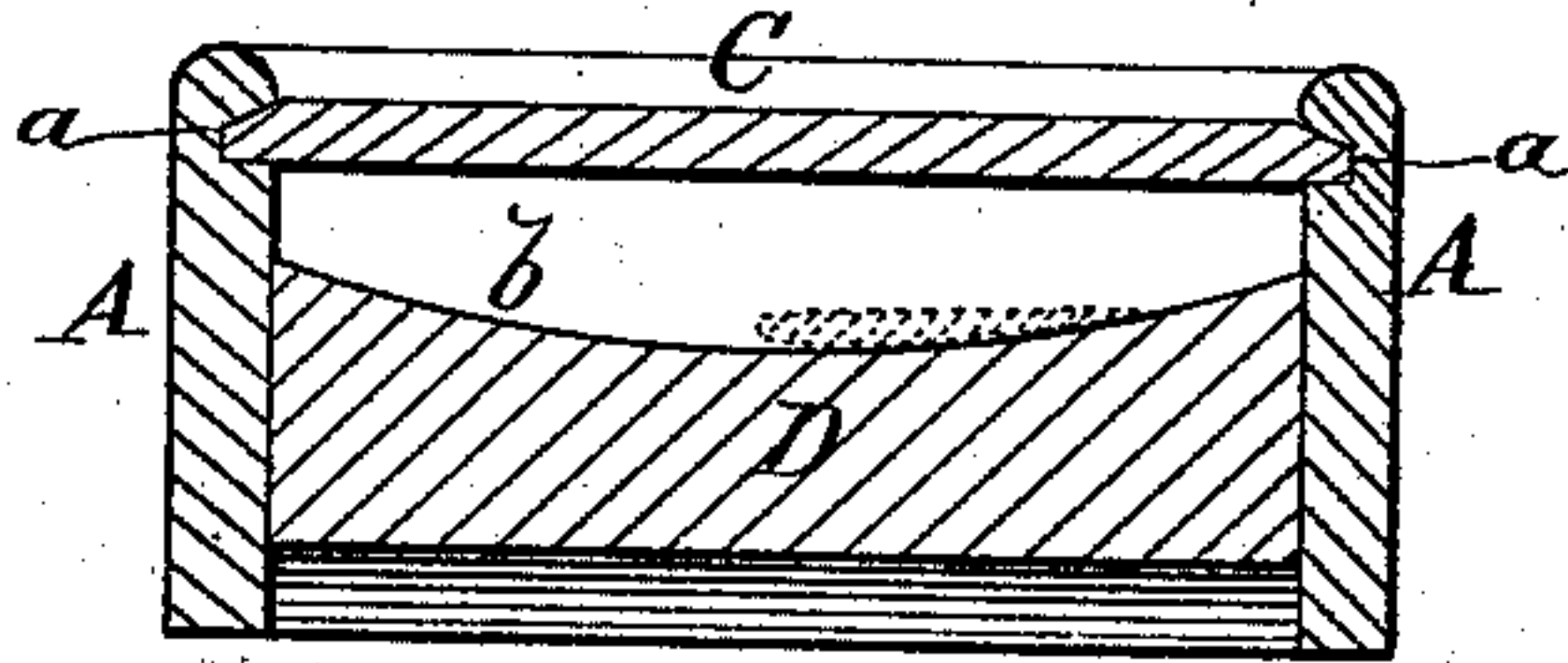


Fig. 3.



WITNESSES:

Henry N. Miller
C. Sedgwick

INVENTOR:

A. M. Ward

BY

Muntz

ATTORNEYS.

UNITED STATES PATENT OFFICE.

ALEXANDER M. WARD, OF NEW HAVEN, CONNECTICUT.

IMPROVEMENT IN KNIFE-BOARDS.

Specification forming part of Letters Patent No. **214,733**, dated April 22, 1879; application filed September 27, 1878.

To all whom it may concern:

Be it known that I, ALEXANDER M. WARD, of New Haven, in the county of New Haven and State of Connecticut, have invented a new and Improved Knife-Board, of which the following is a specification.

The object of this invention is to provide a neat, convenient, and economical board on which to scour knives, and, in connection therewith, obtain a receptacle for the scouring-powder or polish, and the cork or other material for applying the polish to the knives.

It consists of a box provided with an inclined bottom having a concave upper surface, which furnishes a bearing for the edge of the knife while it is being polished, and which is also cut out at the lower end, and forms, in connection with the sides and end of the box, a receptacle for the box of polish and the rubbing-cork.

In the accompanying drawings, Figure 1 is a plan of the top of my improved knife-board. Fig. 2 is a longitudinal section of the same on line *x x*, and Fig. 3 is a transverse section on line *y y*.

Similar letters of reference indicate corresponding parts.

Referring to the drawings, A A are the side supports and inclosure of the board, joined neatly to the end piece, B. A rabbet, *a*, is made in the parts A A and B, in which slide freely the edges and end of the lid or cover C.

Between the supports A A is secured in an inclined position the knife-board D. The bearing surface or face *b* of this board is concave, as clearly represented in Fig. 3, and at its lower end is made a rabbet, the side whereof, together with the end piece, B, and adjoining sides A A, incloses a rectangular space, E, forming a receptacle, *e*, for a box of polish for the knives and a rubbing-cork, *d*.

The surface of the board is made concave, so that in rubbing the knife, the back being placed in the deeper part of the concave, the edge will rest firmly on the surface of the board when the blade is borne on in the act

of rubbing. The tendency is to throw the edge of the knife up, owing to the greater stiffness of the back, and as the cork is rubbed over it the edge cuts it, soon destroying it; but by furnishing a concave resting-surface for the blade, as it is borne upon, the edge will hug the surface, and thus the cork will pass from the board to the blade without being exposed to the cutting action of the edge.

Another advantage is, that at the upper end of the board the concavity leaves an opening under the lid, which gives ventilation to the box when water and suds have been used to clean the knives, which, accumulating in the receptacle, give rise to an offensive odor unless ventilation is afforded.

A knife-board constructed in this manner furnishes a simple but very useful article for domestic use.

The rubbing material and the rubber can be stored away and kept together for instantaneous use, and there need be no waste of material, as what remains on the board after completing the polishing of the knives can be readily transferred to the box from the concave surface of the board.

The article is light, neat, and convenient to handle, and can be made very economically.

Having thus described my invention, I claim as new and desire to secure by Letters Patent—

1. As an improvement in knife-boards, the concave surface *b* of the board D, in combination with sides A A, end B, lid or cover C, and receptacle E, substantially as described.

2. As a new article of manufacture, a knife-board for polishing knives on, composed of the concave-surfaced board D, sides A A, end B, receptacle E, furnished with polish-box *e* and rubbing-cork *d*, and sliding lid or cover C, substantially as described.

ALEXANDER MEIGS WARD.

Witnesses:

WELLS CAMPBELL,
FREDERICK M. WARD.