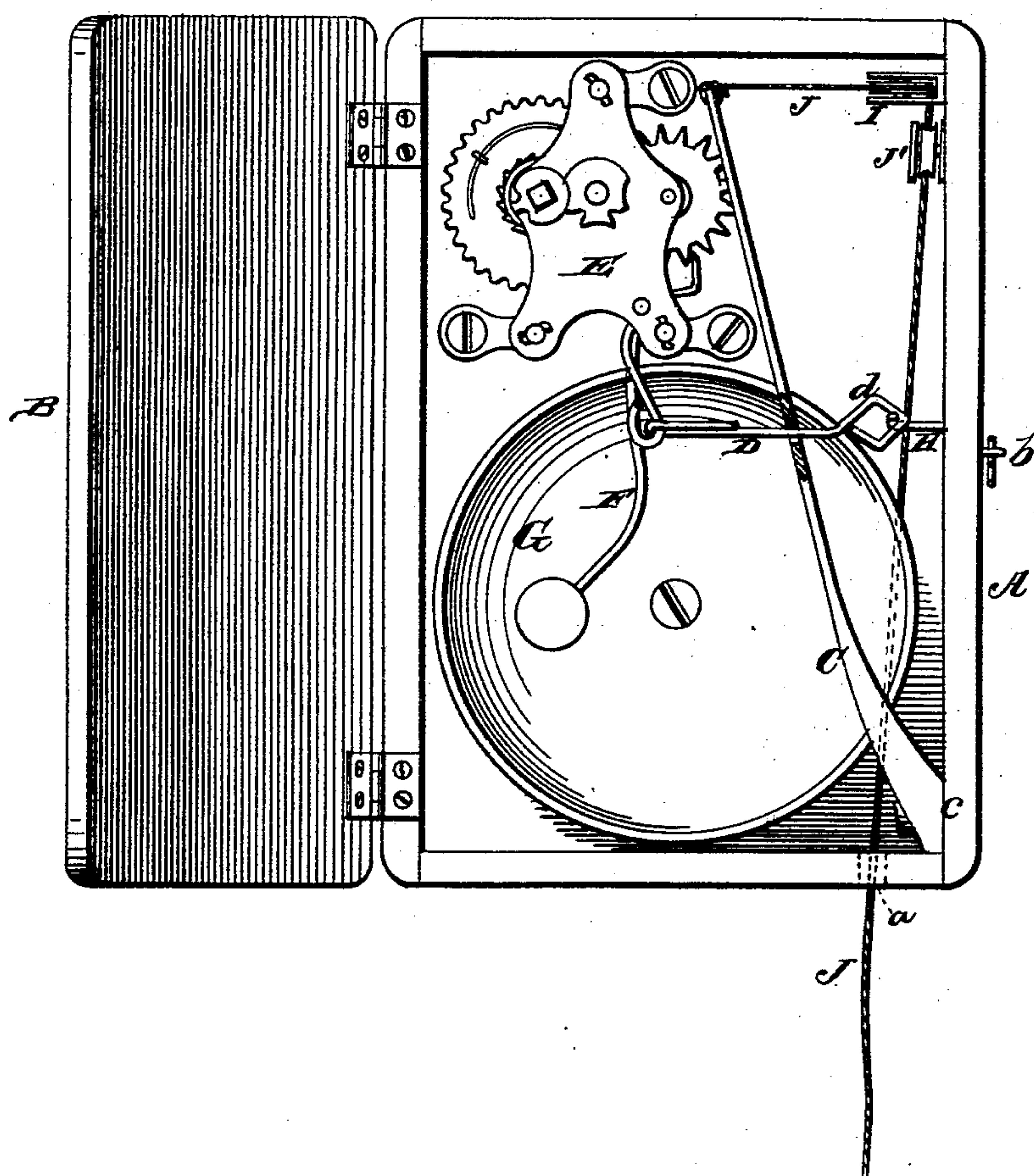


H. CLEMENT.
Burglar-Alarm.

No. 214,625.

Patented April 22, 1879.

Fig. 1.



WITNESSES

Robert Everett
H. Clay Smith

By

INVENTOR

INVENTOR
Henry Clement
Gibmore, Smith & Co.
ATTORNEY

ATTORNEYS.

H. CLEMENT.
Burglar-Alarm.

No. 214,625.

Patented April 22, 1879.

Fig. 2.

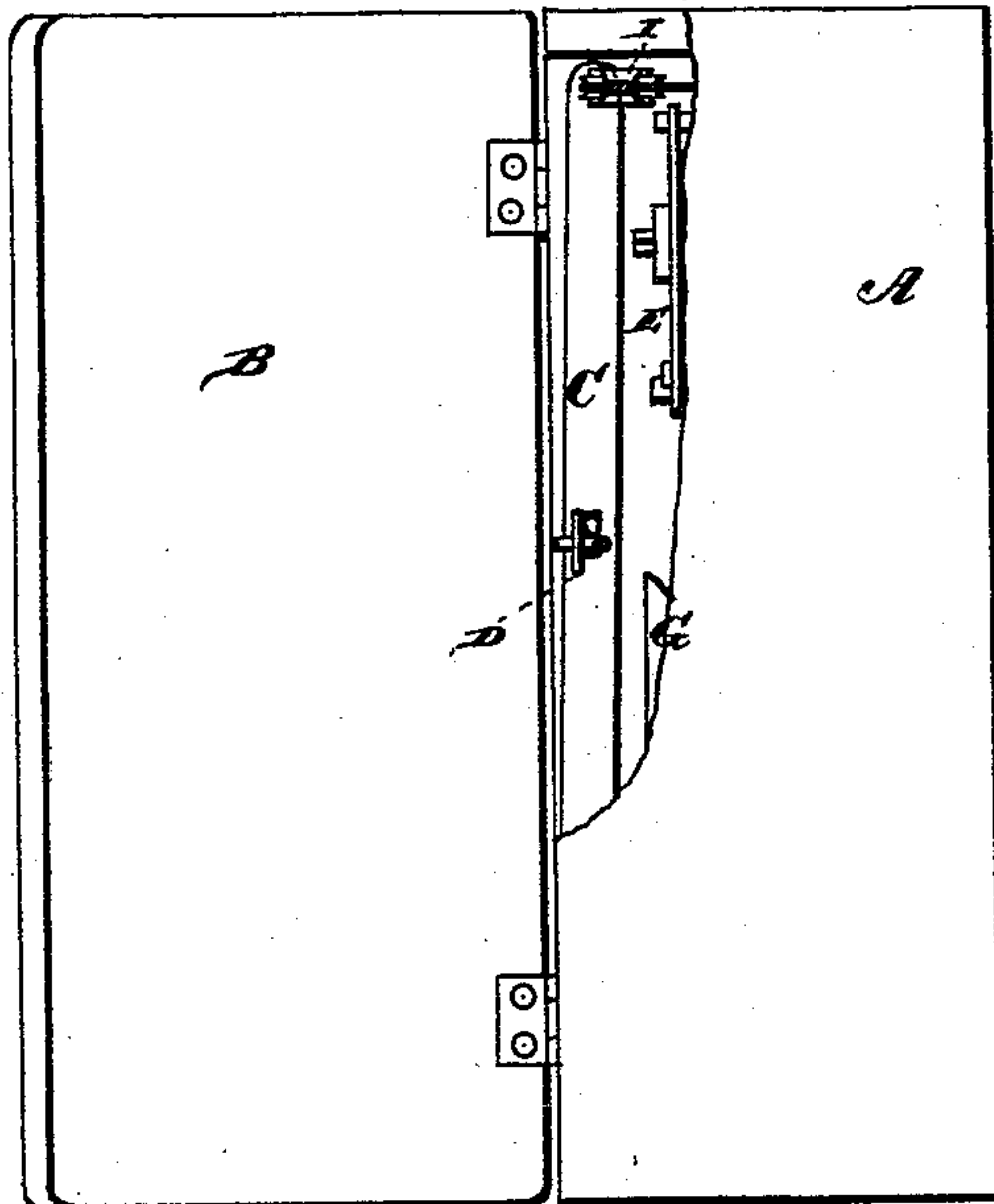
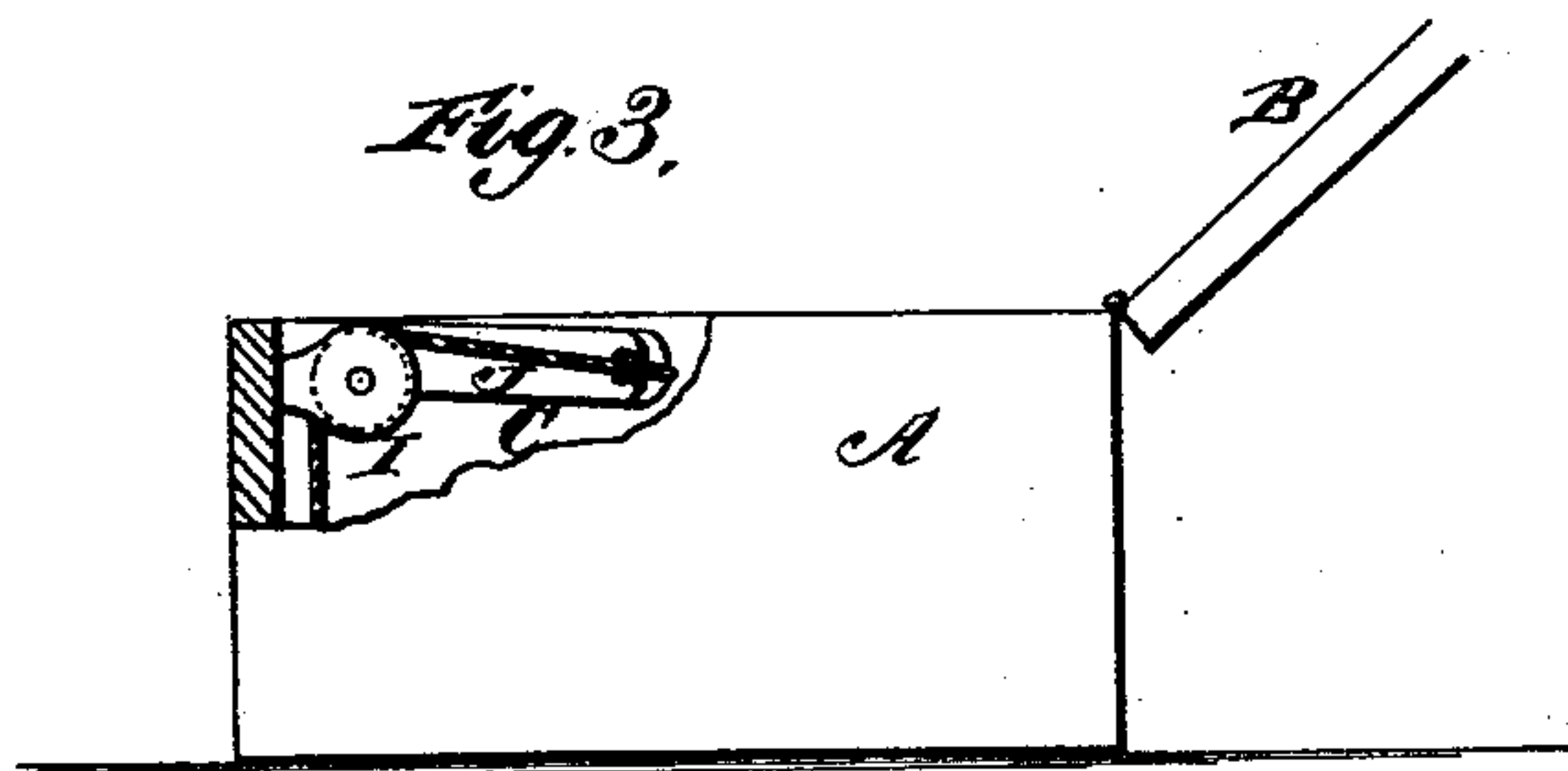


Fig. 3.



WITNESSES
Robert Everett
H. Clay Smith

By

INVENTOR
Henry Clement
Gilmore Smith & Co.
ATTORNEYS.

UNITED STATES PATENT OFFICE

HENRY CLEMENT, OF RISING SUN, INDIANA, ASSIGNOR OF ONE-HALF HIS RIGHT TO WILLIAM H. CLARK AND OLIVER H. MILLER, OF SAME PLACE.

IMPROVEMENT IN BURGLAR-ALARMS.

Specification forming part of Letters Patent No. **214,625**, dated April 22, 1879; application filed March 1, 1879.

To all whom it may concern:

Be it known that I, HENRY CLEMENT, of Rising Sun, in the county of Ohio and State of Indiana, have invented certain new and useful Improvements in Burglar-Alarms; and I do hereby declare that the following is a full, clear, and exact description of the construction and operation of the same, reference being had to the annexed drawings, making a part of this specification, and to the letters and figures of reference marked thereon.

Figure 1 of the drawings is a representation of a plan of my burglar-alarm, showing the cover removed. Fig. 2 is an edge view, a portion of the casing being broken away; and Fig. 3 is an end view, a portion of the casing being broken away to show the mechanism.

My invention relates to a trip or trigger mechanism by which the alarm of a burglar-alarm is put in operation; and the novelty consists in the construction and arrangement of parts, as will be more fully hereinafter set forth, and pointed out in the claims.

In carrying out my invention I employ a box of any proper size and construction having a close-fitting hinged lid, which box contains a spring-clock train of gear secured to the box-bottom, and operating a vibrating hammer upon a bell-alarm.

Rigidly secured to one corner of the box is a spring-lever, the free end of which carries the cord which connects the alarm to door, sash, window, or the like. From a point near the center of this lever is hung a double link, which connects the escapement and hammer-lever to a hook upon the box when the alarm is in a locked position.

The connecting-cord passes over a pulley elevated above the end of the spring-lever when at rest in such a manner as to raise the end of the lever and disconnect the link or trigger from the hook when the said cord is pulled by the action of the door, window, &c., and leading over other proper pulleys passes through a hole in the end of the box.

When the lid of the box is closed and se-

cured, the said lid bears upon the lever to prevent the said disconnection.

Referring to the drawings, A represents the box having cord-aperture *a*, hinged lid B, and securing device *b*. Secured to the box at *c* is a spring-lever, C, carrying loosely a double link, D, one end of which is loosely connected with the escapement of a clock mechanism, E, and with a hammer-lever, F, which operates upon the alarm G, and upon the other end is formed an eye, *d*, which operates upon a hook, H, upon the side of the box A. Secured to the box A at a point above the level of the free end of the spring-lever C is a pulley, I, over which operates the connecting-cord J, which, being attached to the said free end of said spring-lever and passing over other proper pulley J', passes through the aperture *a*, the loose end being adapted to be secured to the door, sash, or the like.

The clock mechanism or train of actuating-gear may be of any ordinary construction, and nothing novel is sought to be covered in this application on the alarm.

When closed, the lid B, secured by the catch *b*, bears upon the spring-lever C, and prevents the disconnection of the trigger D *d*.

In setting the alarm, the eye *d* is passed over the hook H, which controls the escapement, and the spring-gear is then wound up by any proper means. If the alarm-cord is disconnected, or the lid B secured down, the alarm, as in the day-time, is inoperative, or in a locked condition. In order, then, to set the alarm, it is only necessary to connect the cord to the sash or door in such a manner that the opening of the door or elevation of the sash will wind the said cord over the pulley I, the lid B being opened, which, elevating the free end of the spring-lever C, disconnects the eye *d* from the hook H, releases the escapement, and the alarm is rung by the motor.

I claim—

1. The spring-lever C, alarm mechanism E F G, and trigger D *d*, arranged and adapted

to operate in relation to hook H, and mechanism to elevate the free end of said lever and release said trigger, as and for the purpose set forth.

2. The combination of the box A *a*, spring-lever C, and trigger D *d* with the cord J, elevated pulley I, hook H, and alarm, as set forth.

In testimony that I claim the above I have hereunto subscribed my name in the presence of two witnesses.

HENRY CLEMENT.

Witnesses:

WM. H. CLARK,
OLIVER H. MILLER.