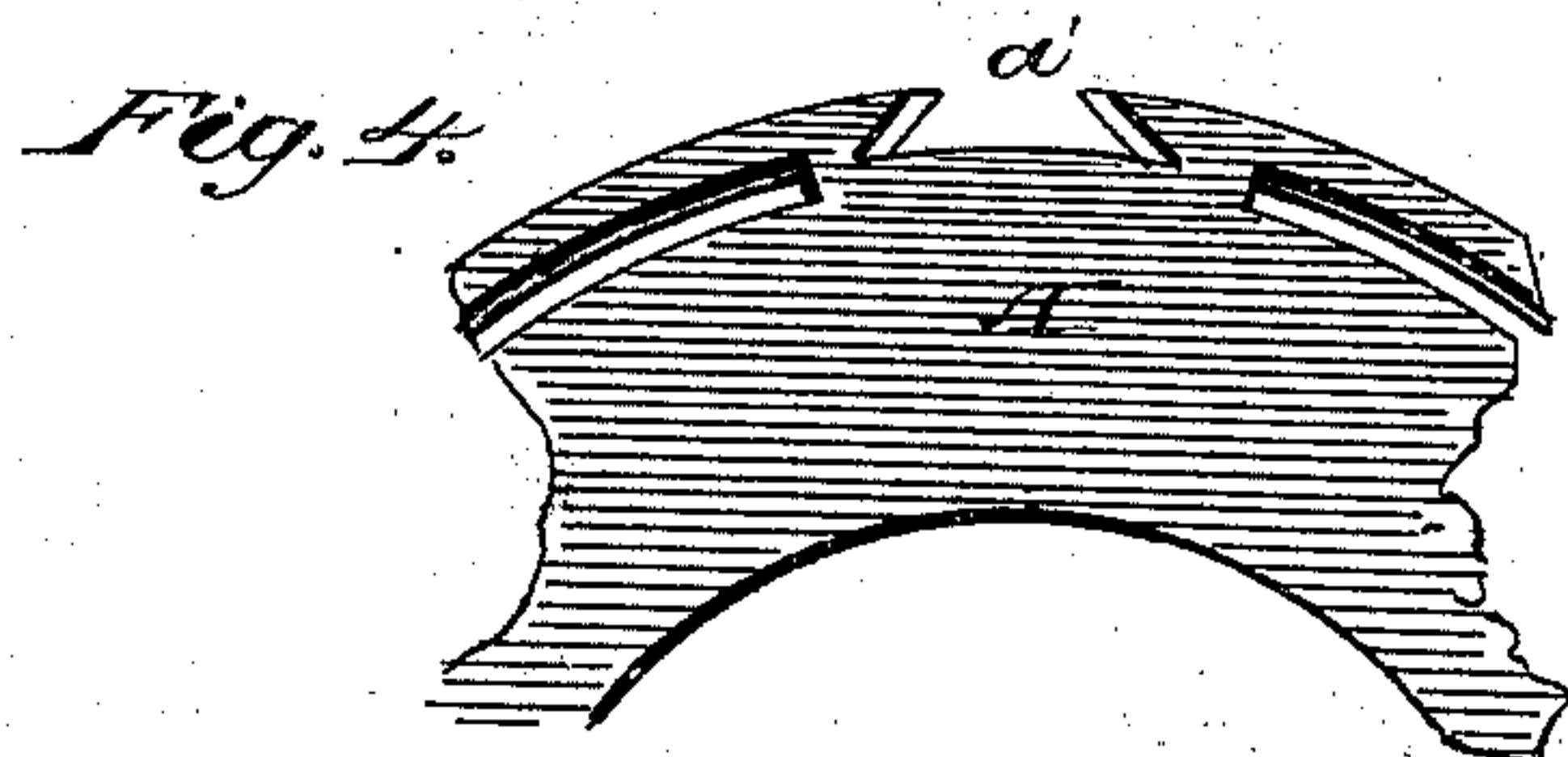
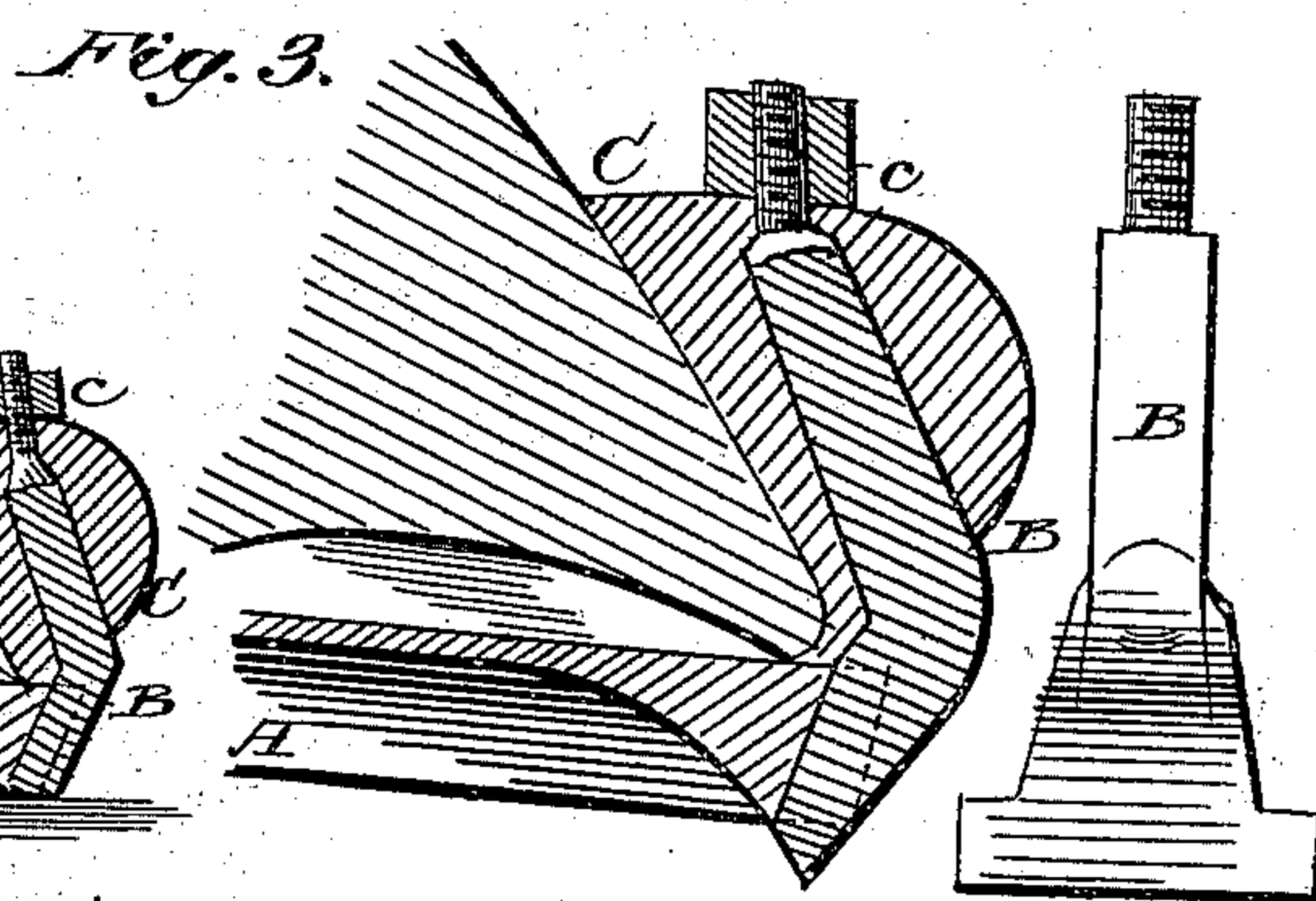
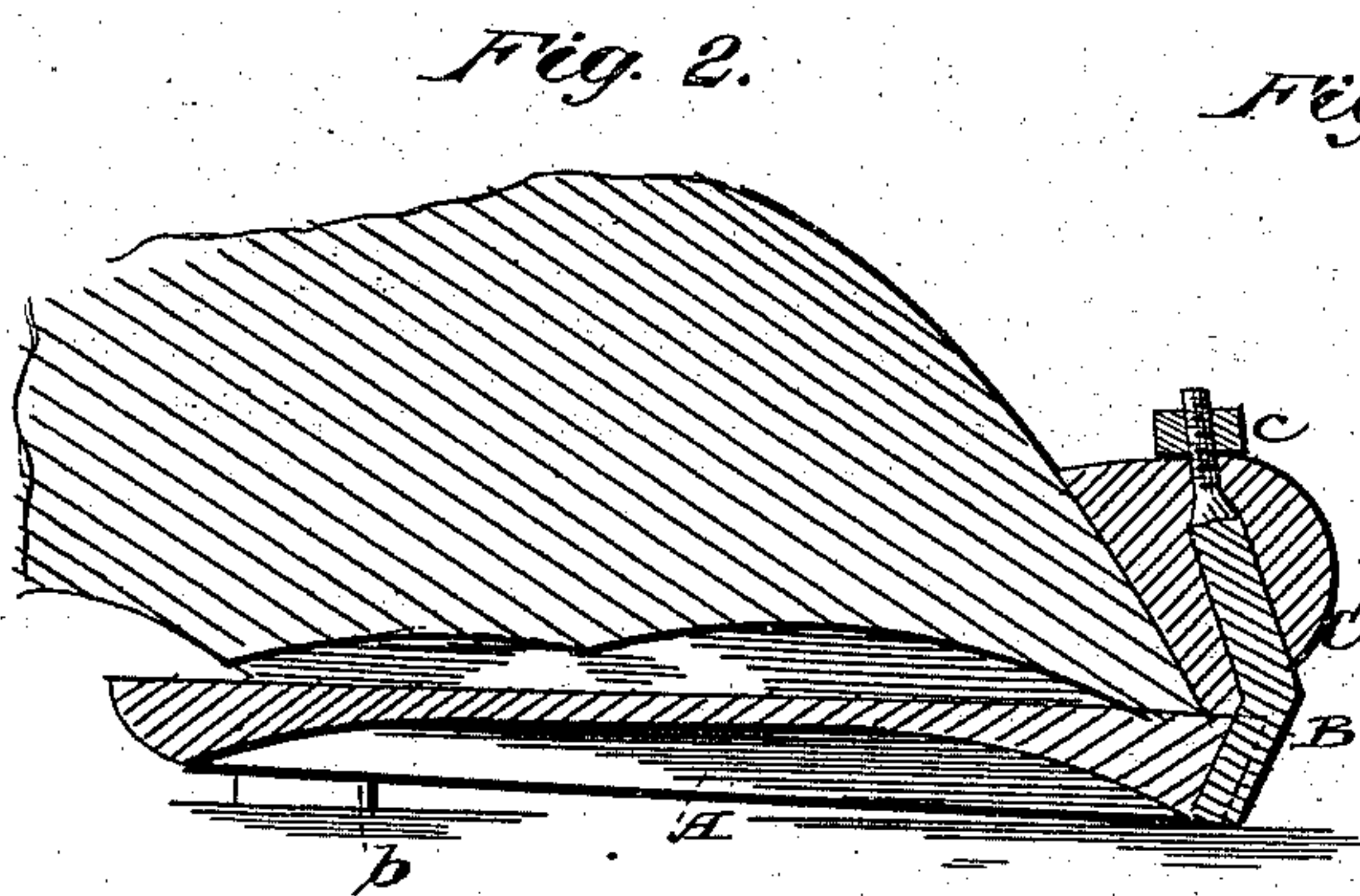
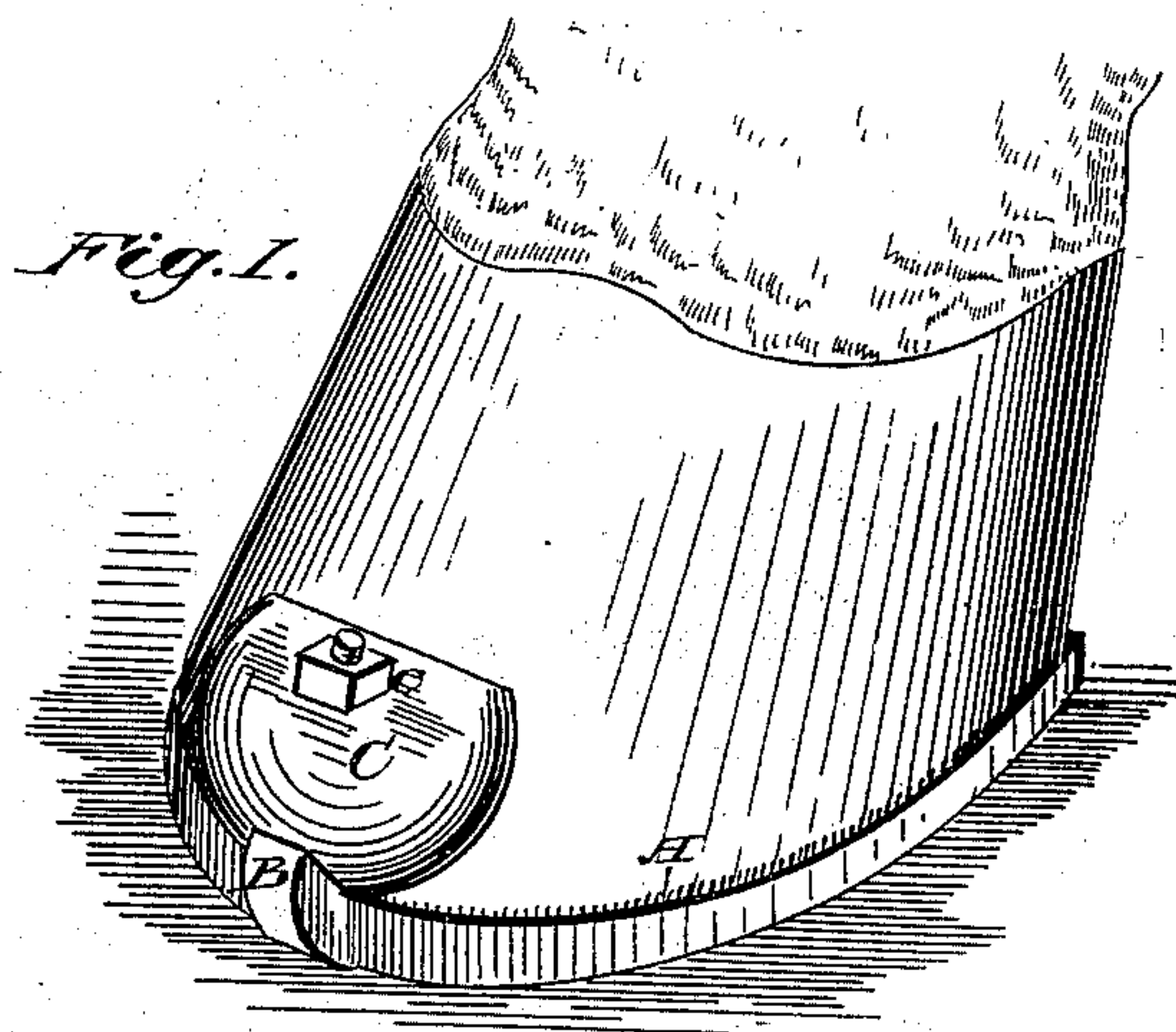


A. J. BIDLEMAN.
Horseshoes.

No. 214,610.

Patented April 22, 1879.



Witnesses
Ed. G. Dieterich
Will R. Quondro.

Inventor
Abram J. Bidleman
By Myer & Co.
Attys.

UNITED STATES PATENT OFFICE.

ABRAM J. BIDLEMAN, OF COLUMBUS, OHIO.

IMPROVEMENT IN HORSESHOES.

Specification forming part of Letters Patent No. **214,610**, dated April 22, 1879; application filed March 1, 1879.

To all whom it may concern:

Be it known that I, ABRAM J. BIDLEMAN, of Columbus, in the county of Franklin and State of Ohio, have invented certain new and useful Improvements in Horseshoes; and I do hereby declare that the following is a full, clear, and exact description of the invention, which will enable others skilled in the art to which it appertains to make and use the same, reference being had to the accompanying drawings, and to letters of reference marked thereon, which form a part of this specification, and in which—

Figure 1 is a perspective view of my improved horseshoe toe-weight. Fig. 2 is a sectional view thereof. Fig. 3 is a similar view of the same, with the weight-securing clip provided with a calk, and a front view of clip. Fig. 4 is a plan view in detail, showing the clip-securing slot in the front part of the shoe.

The same part in the several figures is denoted by the same letter.

This invention relates to certain improvements in the construction of horseshoes; the object of which is to provide a toe-weight for horseshoes that may be easily removed or adjusted, as desirable, and which shall bring the greatest weight at the forward edge of the horseshoe.

It consists in the employment of a clip with a weight, which clip is adapted to be fastened to the horseshoe, and is readily detached from the shoe and adapted for securing the weight in position, so as to cause the lower edge of said weight to rest upon the shoe, and rest lightly against the foot of the horse, substantially as hereinafter more fully set forth.

In the accompanying drawings, A refers to the shoe ends, the forward edge of which is provided with a dovetail semicircular or like slot, *a'*. The slot *a'*, at the forward edge of the shoe, is of a greater width at its bottom than at the top, the object of which is to counteract the upper pressure upon the clip as the nut or burr is screwed down upon said clip in fastening the weight thereon.

B is the clip, with its lower end fitting into and adapted to conform to the shape of the slot *a'*, which clip is inserted through or into the slot *a* from the under side thereof. The clip B is triangular in form, with the upper arm of said angle extending upwardly, so as to provide a resting-surface upon the shoe for the lower edge of the weight, as seen in Fig. 3, and thus take the pressure or weight, to great extent, from the foot, it only resting lightly against the foot.

C is the weight, the purpose of which is to cause the horse to throw his foot or feet well forward, especially desirable in trotting. The weight C, which is provided with an aperture passing through it, is adjusted upon the clip B, as shown, with its lower edge resting upon the shoe. A nut or burr, *c*, screwed upon the upper end of the clip B, not only confines the weight C thereon, or to the foot, but also detachably secures the said clip to the shoe, permitting of the ready and quick attachment and removal of both the clip and weight.

If desired, the clip may be provided with a calk, as seen in Fig. 3.

Having thus fully described my invention, I claim and desire to secure by Letters Patent—

1. A horseshoe provided with a locking-slot, in combination with the clip, with one end adapted to be locked in said slot, and its other end provided with a nut or burr, and a weight, substantially as and for the purpose set forth.

2. In combination with a horseshoe having a locking-slot, the triangular clip, adapted to be secured in the slot and provided with a nut, and a weight, all arranged substantially as and for the purpose set forth.

In testimony that I claim the foregoing as my own I affix my signature in presence of two witnesses.

ABRAM J. BIDLEMAN.

Witnesses:

P. B. CASE,
J. P. BIDLEMAN.