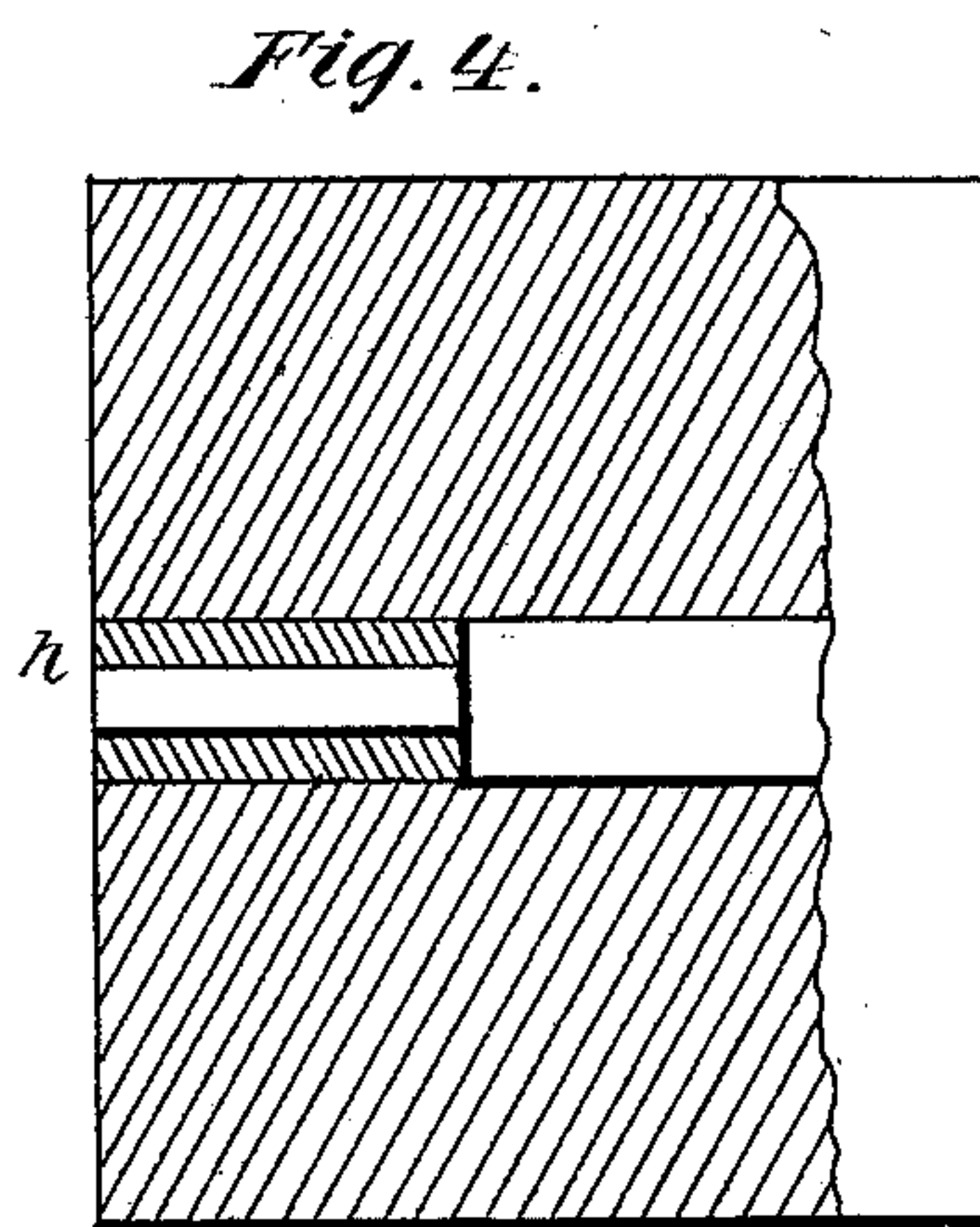
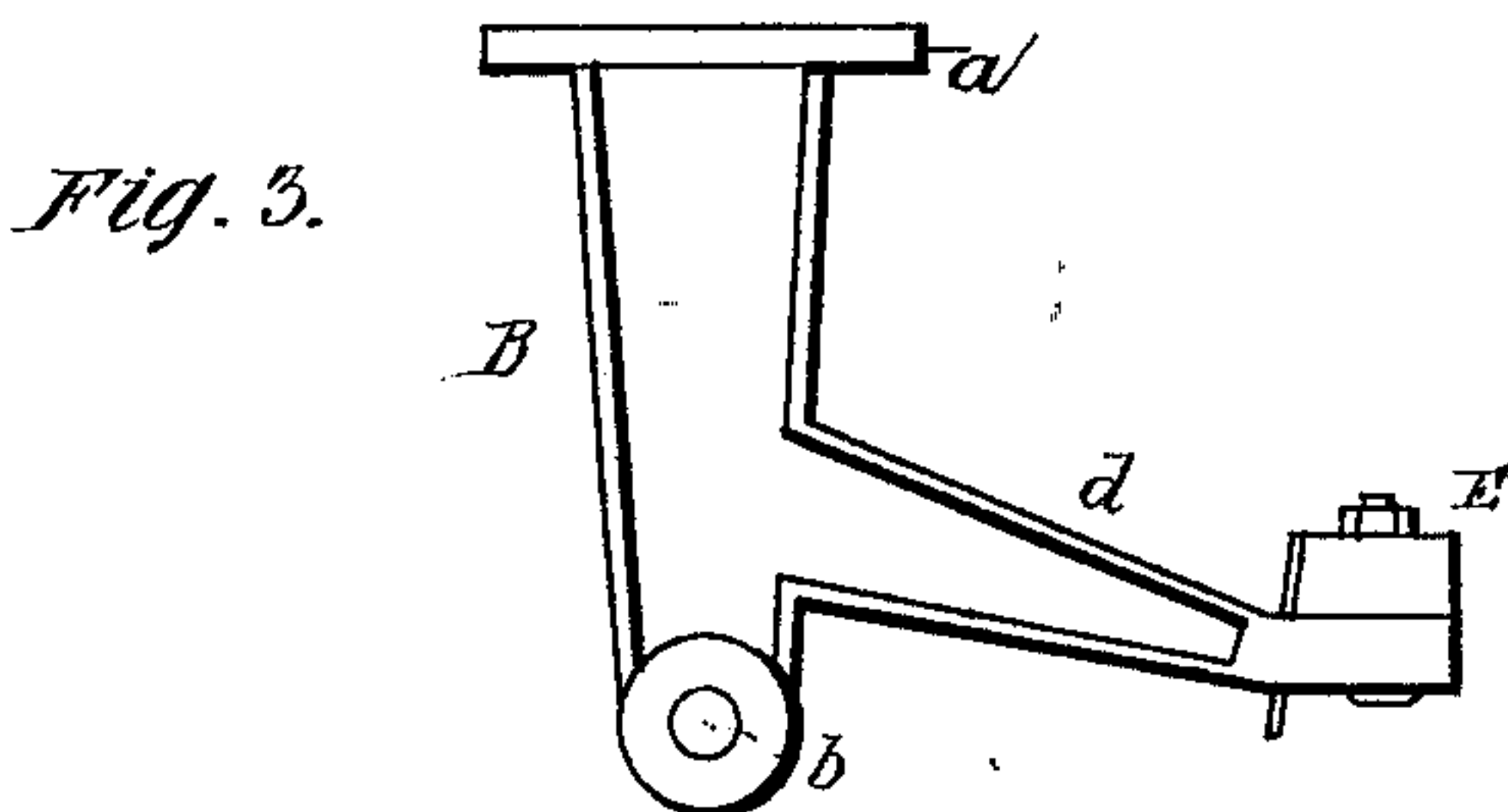
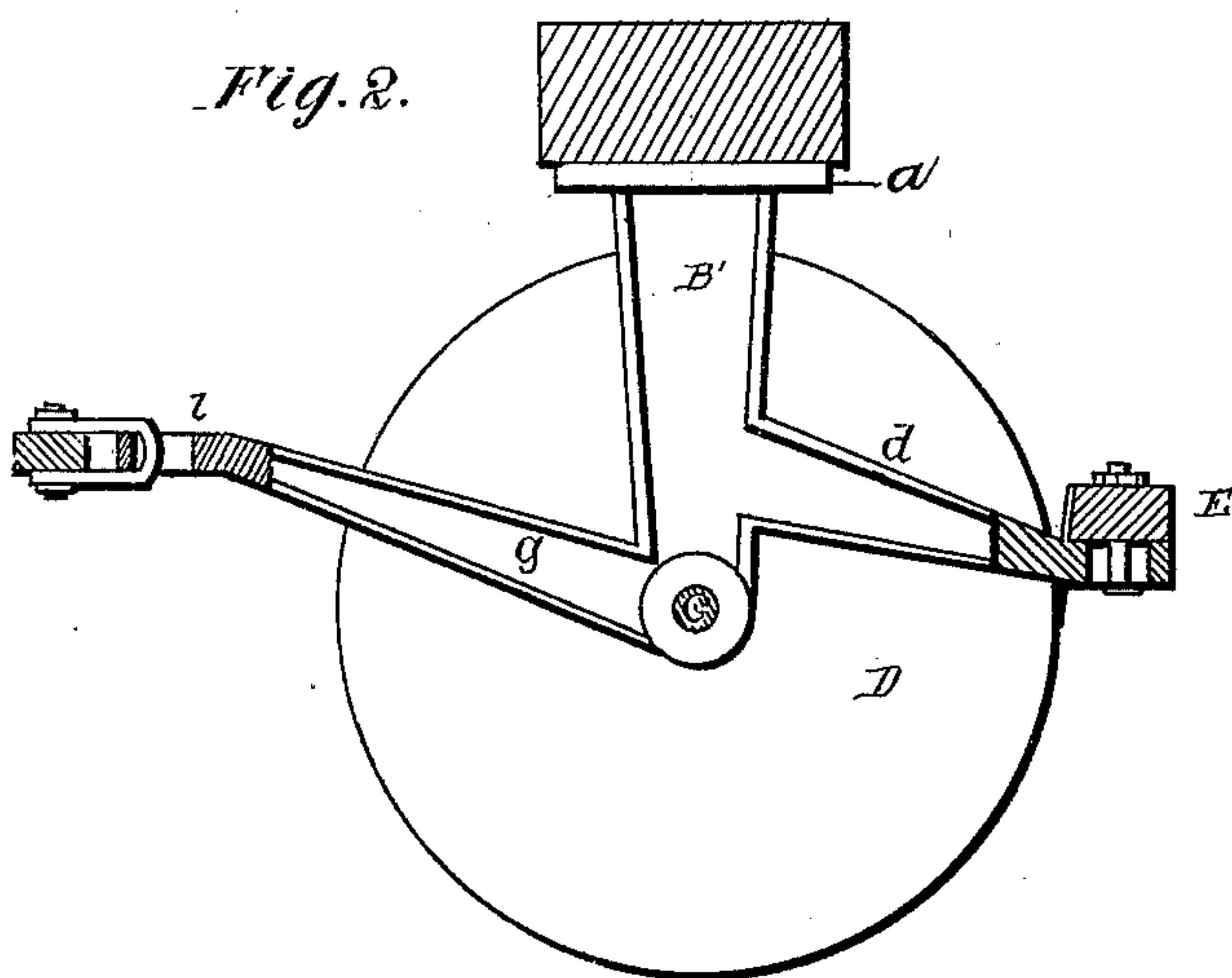
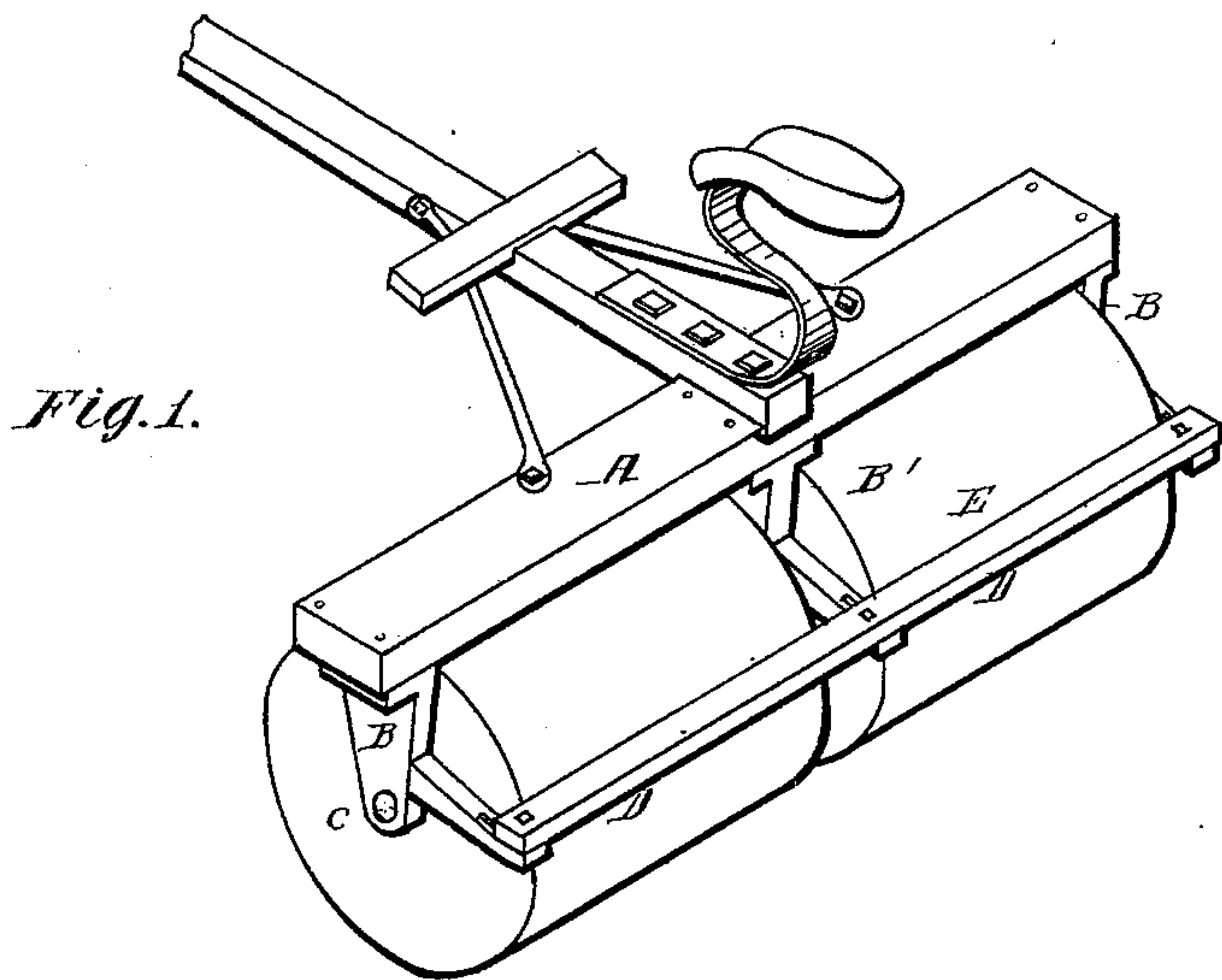


T. S. MONGER.
Field-Rollers.

No. 214,428.

Patented April 15, 1879.



Attest:
Courtney A. Cooper
William Paxton.

Inventor
T. S. Monger
By his attorney
C. E. Foster

UNITED STATES PATENT OFFICE

THOMAS S. MONGER, OF CONNERSVILLE, INDIANA.

IMPROVEMENT IN FIELD-ROLLERS.

Specification forming part of Letters Patent No. **214,428**, dated April 15, 1879; application filed December 7, 1878.

To all whom it may concern:

Be it known that I, THOMAS S. MONGER, of Connerville, Fayette county, Indiana, have invented Improvements in Field-Rollers, of which the following is a specification.

This invention consists of a field-roller constructed as fully described hereinafter, so as to be light, strong, and durable, capable of easy adjustment, and of being readily and economically constructed.

In the drawings which form part of this specification, Figure 1 is a perspective view of the improved field-roller. Fig. 2 is a sectional elevation; Fig. 3, a detached view, and Fig. 4 a roller partly in section.

The frame of the roller consists of a single strip, A, or beam of wood, and three or more brackets, B B'. Each bracket is of cast metal, with a flange, *a*, at the upper end, which is bolted to the beam A, with an opening, *b*, at the lower end to receive the shaft *c*, on which the rollers D turn, and with an inclined arm, *d*, projecting downward at the rear and slotted at its end, to support the scraper E, so that the latter may be adjusted to and from the rollers.

From the lower end of the bracket B' an arm, *g*, extends forward, and is slotted at its outer end to facilitate the attachment of the usual tree.

The brackets thus constructed may be cheaply formed of cast metal, and may be sold to

farmers and others, who can construct their own rollers by simply bolting them to a beam, A, and inserting the rollers.

One of the principal advantages consists in having the bracket and its arm or arms *d g* in one piece, thereby avoiding the loss which results from the exposure of the ordinary jointed wood frames, while the slotting of the arms *d* affords a means of easily adjusting the scraper E.

In place of the ordinary journal turning in the brackets, I use a stationary shaft, *c*, and secure in each end of each roller a hollow wooden plug, *h*, which turns on the shaft with little friction, is durable, and may be easily replaced when worn.

What I claim is—

1. The combination of the rollers D, having openings of uniform diameter, and inserted wood bearings *h*, as set forth.

2. The combination of the bracket B', its arms *d g*, brackets B, with arms *d*, and rear scraper, E, adjustable on the arms *d*, as specified.

In testimony whereof I have signed my name to this specification in the presence of two subscribing witnesses.

THOMAS S. MONGER.

Witnesses:

JOSEPH I. LITTLE,
DANIEL SHERRY.