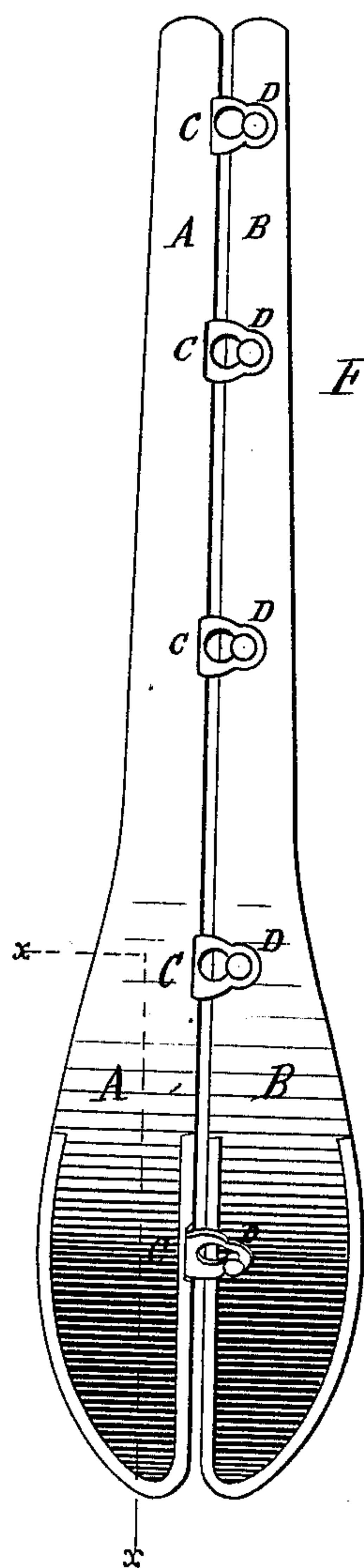


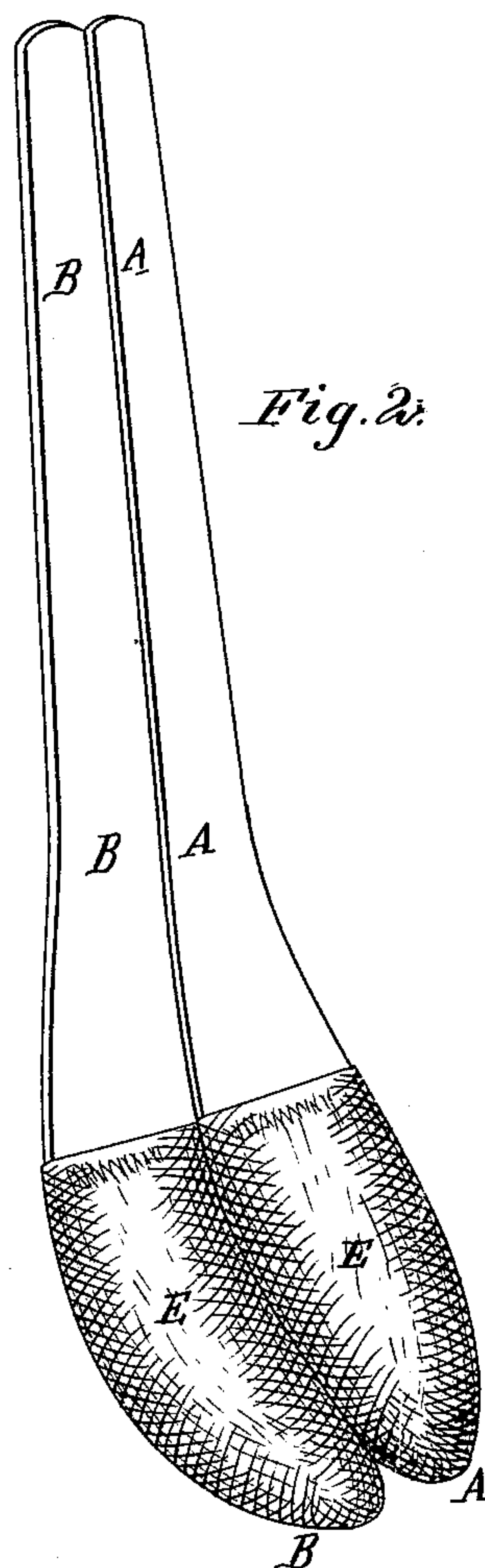
J. BECKEL.  
Corset-Steel.

No. 214,352.

Patented April 15, 1879.

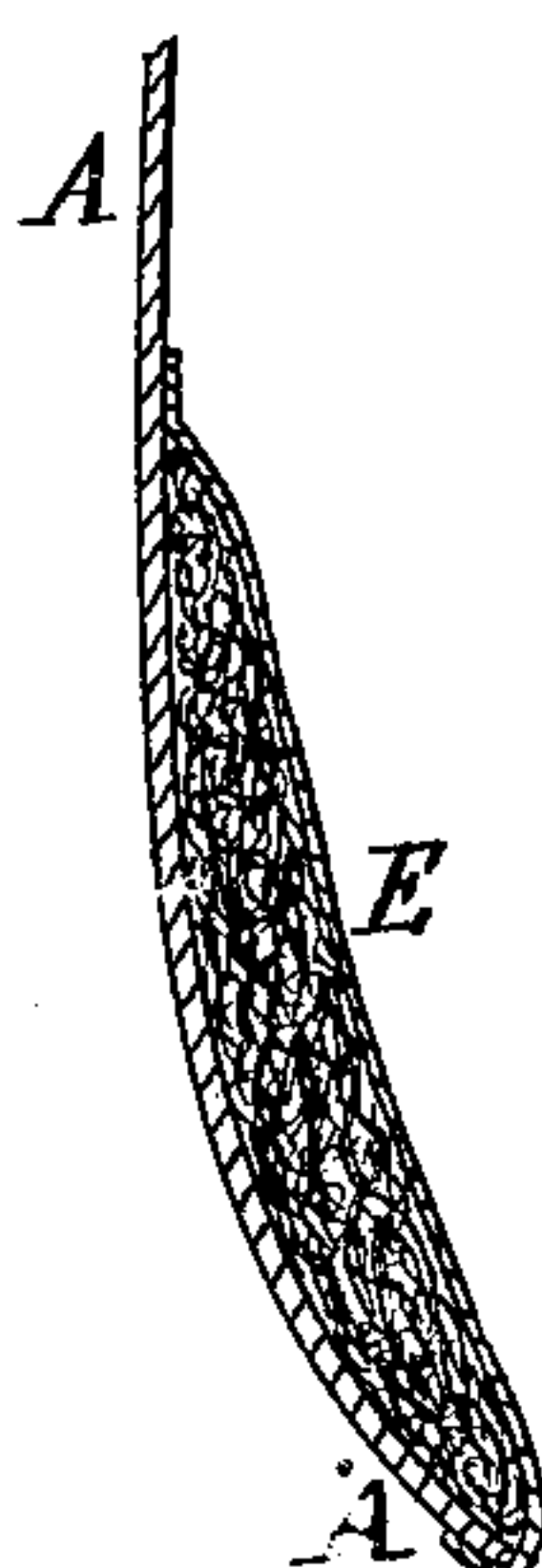


*Fig. 1.*



*Fig. 2.*

*Fig. 3.*



WITNESSES:

Henry N. Miller  
C. Sedgwick

INVENTOR:

J. Beckel  
BY *Mum Co*  
ATTORNEYS.

# UNITED STATES PATENT OFFICE.

JOSEPH BECKEL, OF NEW YORK, N. Y.

## IMPROVEMENT IN CORSET-STEELS.

Specification forming part of Letters Patent No. **214,352**, dated April 15, 1879; application filed March 14, 1879.

*To all whom it may concern:*

Be it known that I, JOSEPH BECKEL, of the city, county, and State of New York, have invented a new and useful Improvement in Corset-Steels, of which the following is a specification.

Figure 1 represents the outer side of a set of corset-steels to which my improvement has been applied. Fig. 2 is a perspective view of the inner side of the same. Fig. 3 is a detail section of the same, taken through the line *x*, Fig. 1.

The object of this invention is to furnish steels for long corsets which shall be so constructed as to prevent their lower ends from hurting their wearers when the said wearers are sitting down.

The invention consists in steels for long corsets, having their lower ends bent inward, and provided upon their inner sides with pads, as hereinafter fully described.

Similar letters of reference indicate corresponding parts.

A B represent a set of corset-steels, which

are secured to each other by loops C and pins or knobs D, in the usual way. The lower ends of the steels A B are bent inward slightly, and have pads E attached to their inner sides, as shown in Figs. 2 and 3.

By this construction the pads E will prevent the lower ends of the steels A B from hurting the wearer when she sits down. With this construction long corsets can be worn with ease and comfort, so that the advantages from their use can be had without the annoyance hitherto experienced by their wearers when sitting down.

Having thus described my invention, I claim as new and desire to secure by Letters Patent—

Steels A B for long corsets, having their lower ends bent inward, and provided upon their inner sides with pads E, substantially as herein shown and described.

JOSEPH BECKEL.

Witnesses:

JAMES T. GRAHAM,  
C. SEDGWICK.