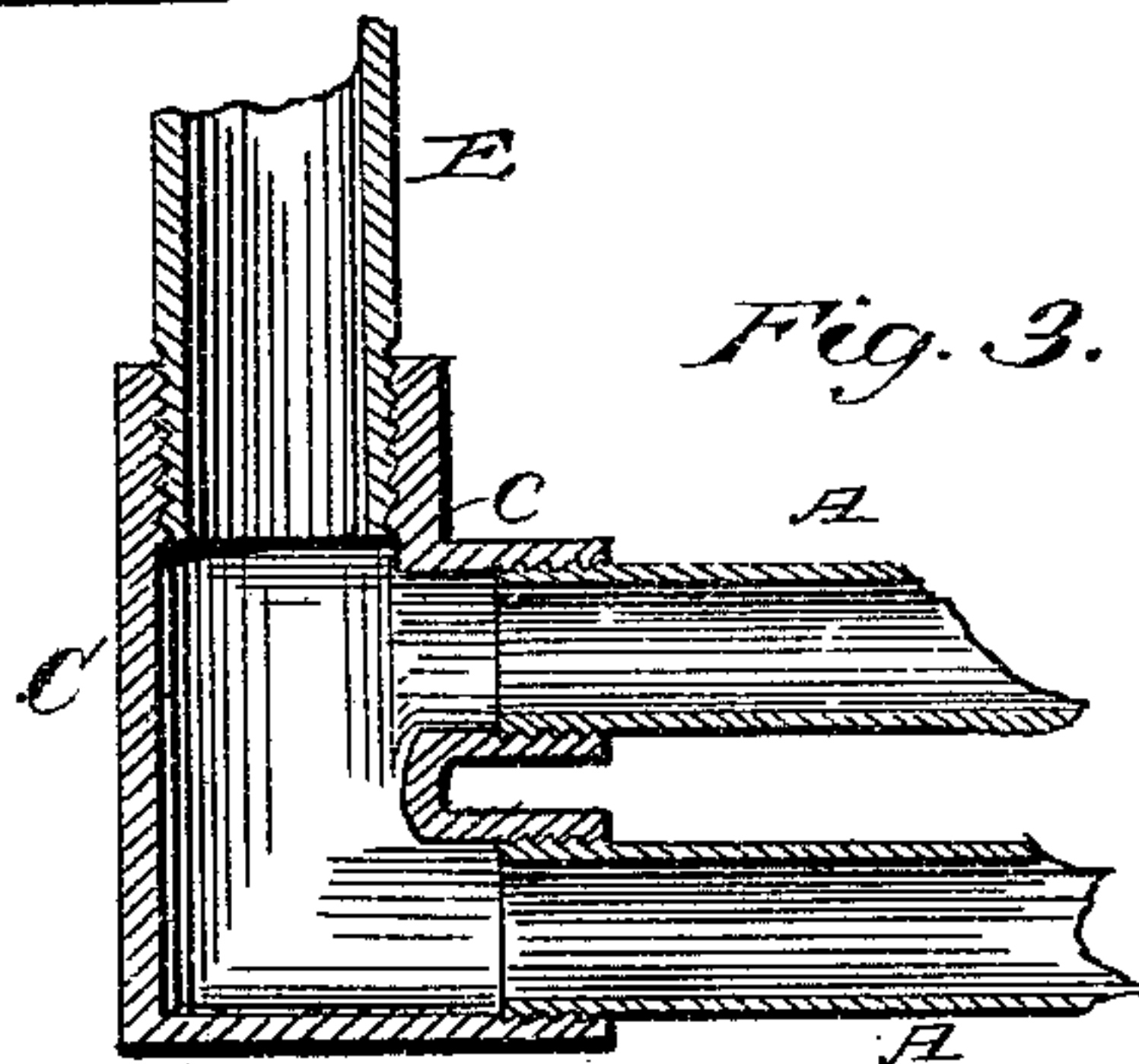
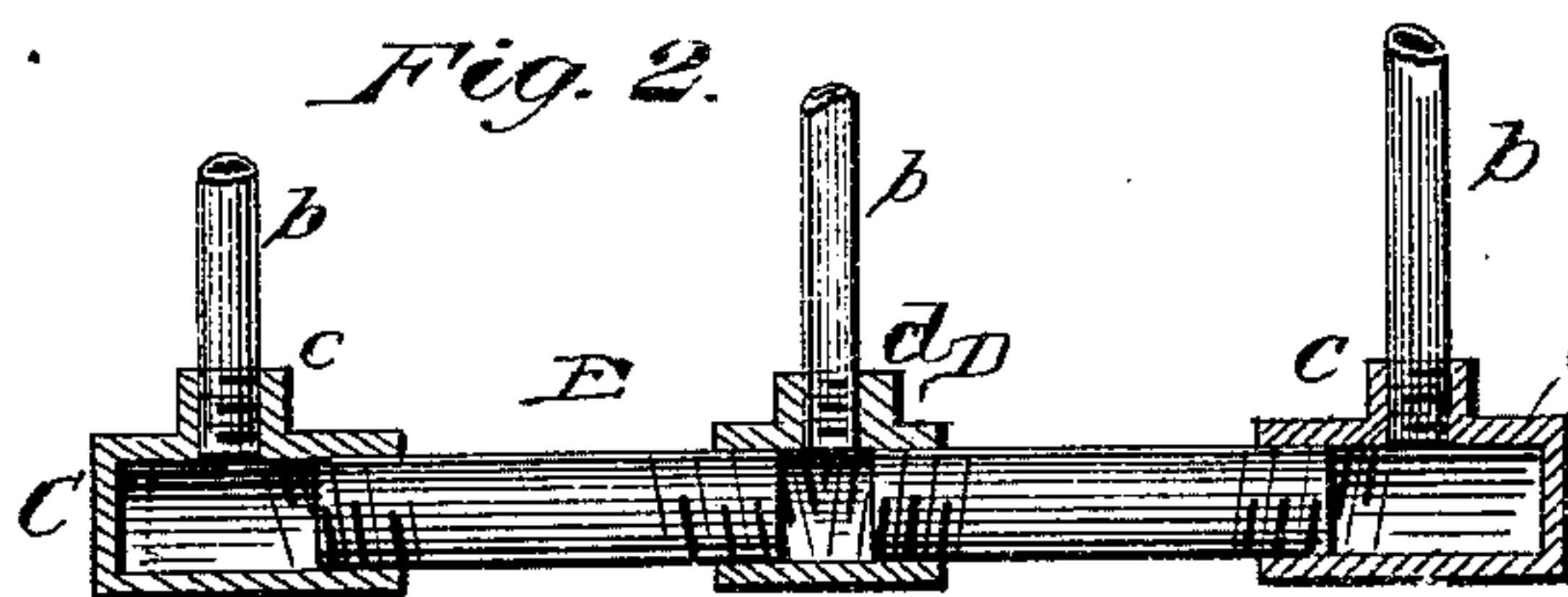
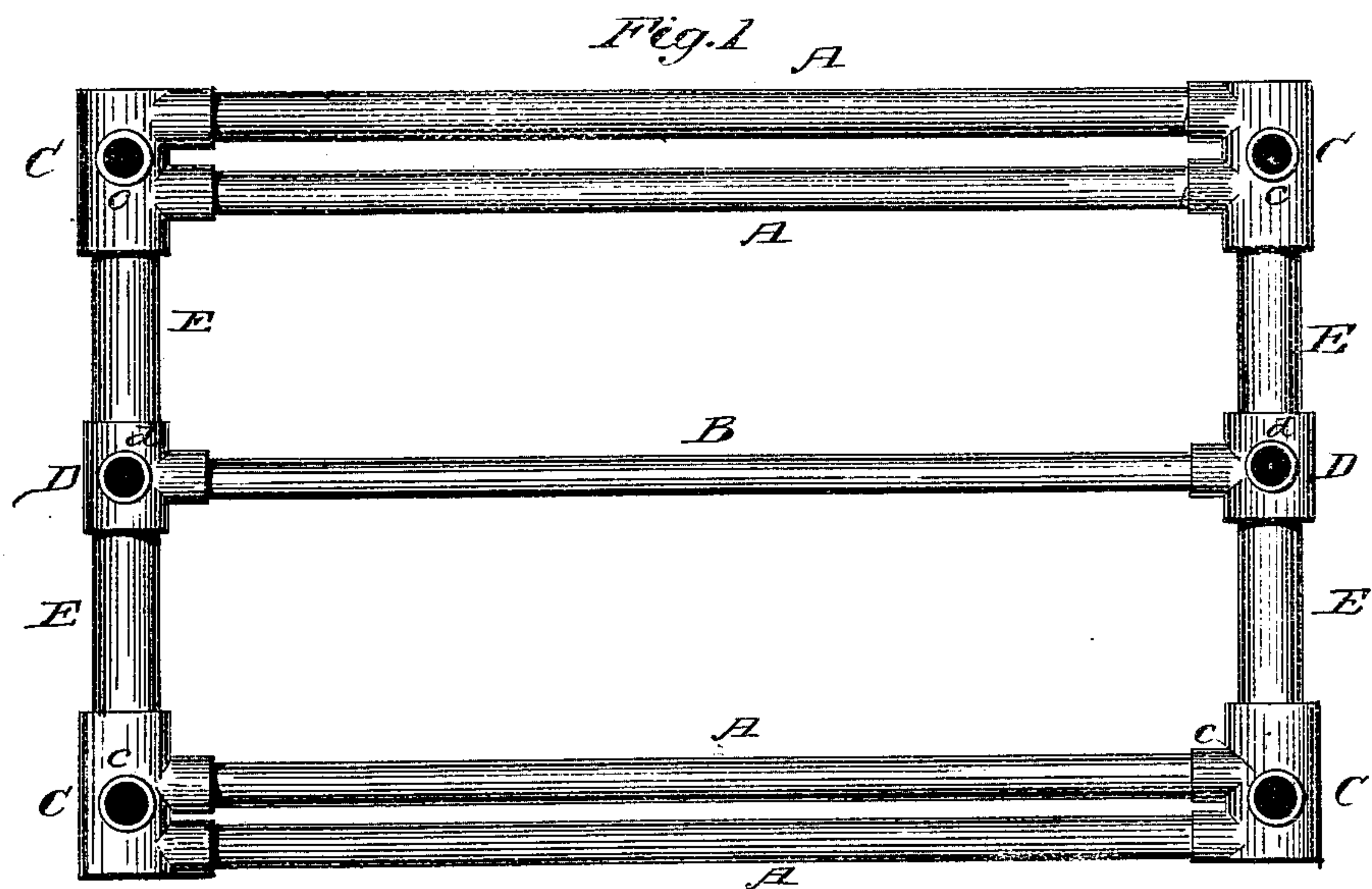


W. W. SNOW.  
Car-Truck Frame.

No. 214,060.

Patented April 8, 1879.



Witnesses  
*Red G. Dieterich*  
*Geo P. Brooks*

Inventor  
*Wm. W. Snow.*  
By Atty.  
*De Witt C. Allen.*

# UNITED STATES PATENT OFFICE.

WILLIAM W. SNOW, OF RAMAPO, NEW YORK.

## IMPROVEMENT IN CAR-TRUCK FRAMES.

Specification forming part of Letters Patent No. 214,060, dated April 8, 1879; application filed March 7, 1879.

*To all whom it may concern:*

Be it known that I, WILLIAM W. SNOW, of Ramapo, in the county of Rockland and State of New York, have invented certain new and useful Improvements in Truck-Frames for Plantation-Cars; and I do hereby declare the following to be a full, clear, and exact description of the same, reference being made to the accompanying drawings, forming a part of this specification, and in which—

Figure 1 represents a top-plan view of my improved truck-frame; Figs. 2 and 3, sectional views of the same.

This invention relates to new and useful improvements in metallic truck-frames, more especially designed for plantation-cars, the invention having for its object the construction of a truck-frame which can be readily taken apart for convenience and economy in shipping, and readily put together on the plantation; and the invention consists in a novel construction of truck-frame whereby the parts forming the same can be readily put together on the plantation, all as will be hereinafter fully described, and specifically pointed out in the claim.

In the drawings, A A represent the longitudinal and parallel metallic tubes, arranged close together, and forming the side sills of the frame, and B a longitudinal metallic tube forming the central sill of the frame. The ends of the tubes A A are provided with right and left hand screw-threads, by which they can be screwed into the double T-shaped malleable or cast iron tubular corner pieces C, and the ends of the central tube are also provided with screw-threads, by which it can be screwed into the T-shaped tubular pieces D; said corner and central pieces C D being connected together by the intermediate transverse

tubes E E, which are also provided with right and left hand screw-threads at the ends thereof, by which they can be screwed into the corner and central pieces C D, said central and corner pieces with said tubes E forming the end sills of the truck-frame. The corner and central pieces C D are also provided with screw-sockets *c d* on their upper sides, into which the tubular wrought-iron stakes *b* are secured.

By the above-described construction of frame it will be observed that the parts forming the same are but duplicates of each other, thus admitting of their being easily and readily put together on the plantation, and also permitting the frame to be readily taken apart for convenience in packing for transportation or shipping, and thereby economizing in space, and thus reducing the cost of transportation.

I am aware that metallic tubular truck-frames having single longitudinal tubes, forming the side and central sills, and transverse connecting-tubes, said tubes connected by screw-sockets, are old, and such I do not desire to claim, broadly, as my invention; but,

Having thus fully described my invention, what I do claim, and desire to secure by Letters Patent, is—

The herein-described metallic truck-frame, consisting of the side sills, each composed of two longitudinal and parallel tubes, A A, longitudinal central tube B, transverse connecting-tubes E E, double T-shaped tubular corner pieces C, and central T-shaped tubular pieces D, substantially as and for the purpose specified.

WM. W. SNOW.

Witnesses:

DEWITT C. ALLEN,  
H. J. ENNIS.