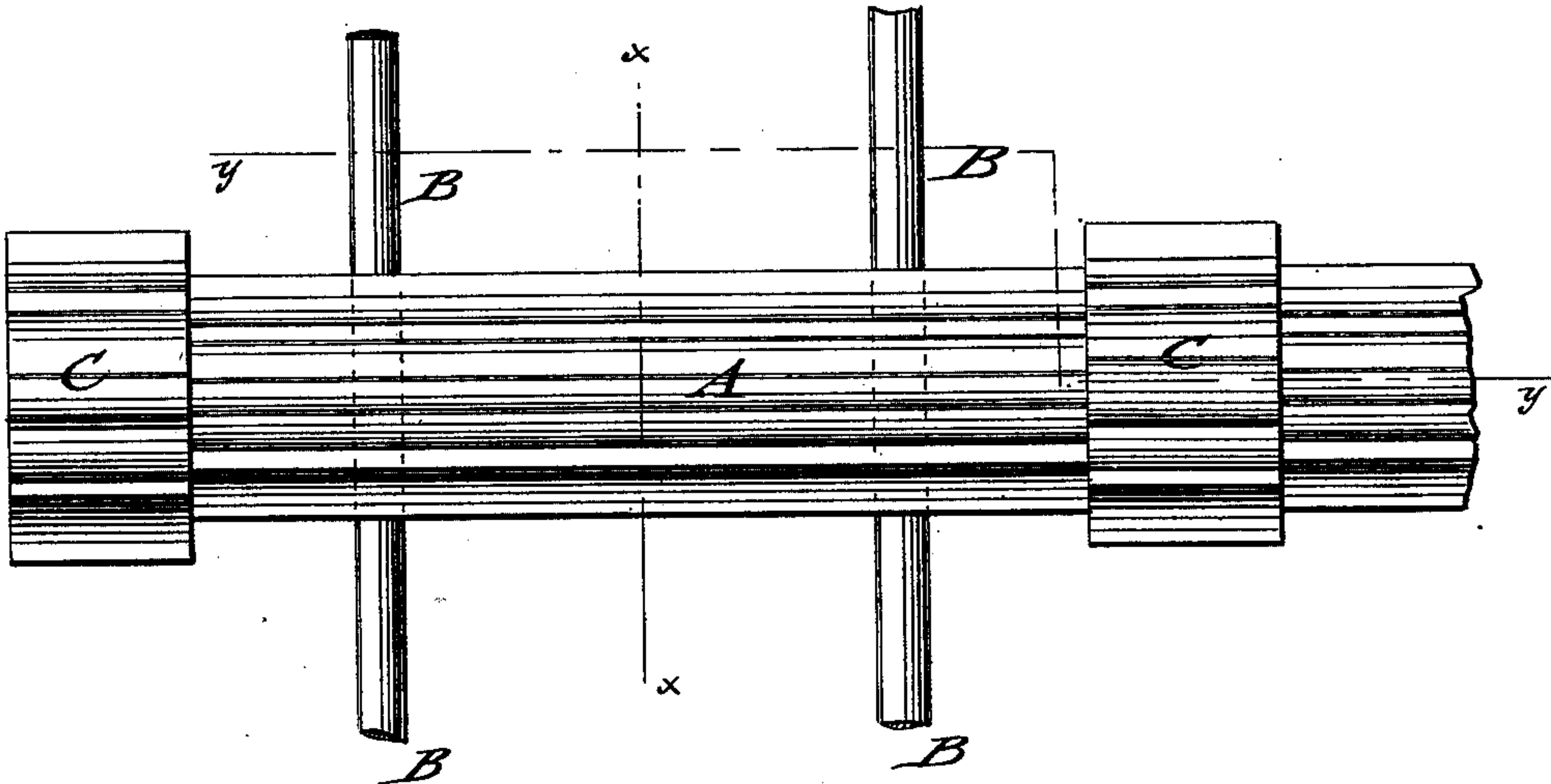


I. L. SHERMAN.  
Iron Fence.

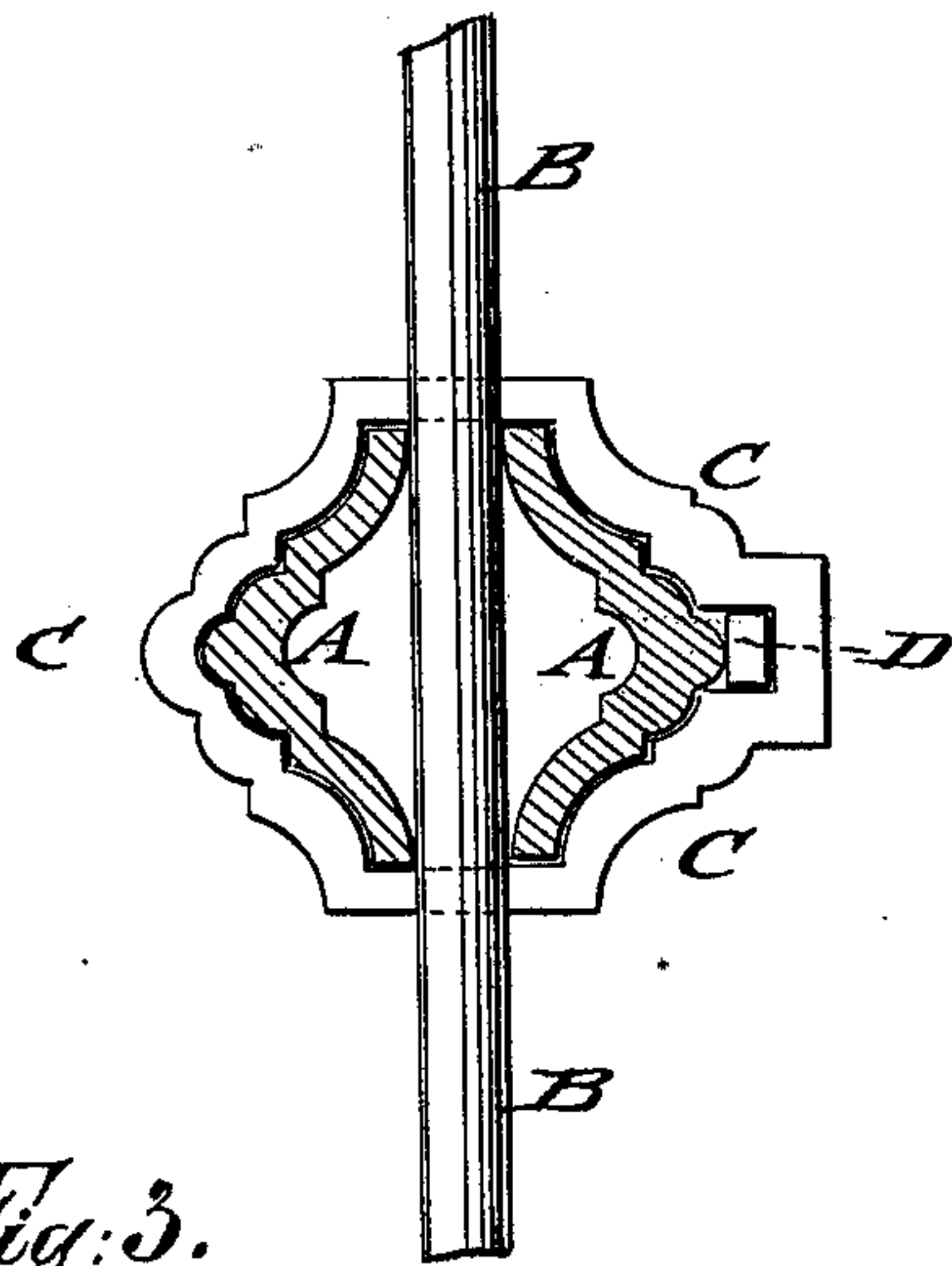
No. 213,947.

Patented April 1, 1879.

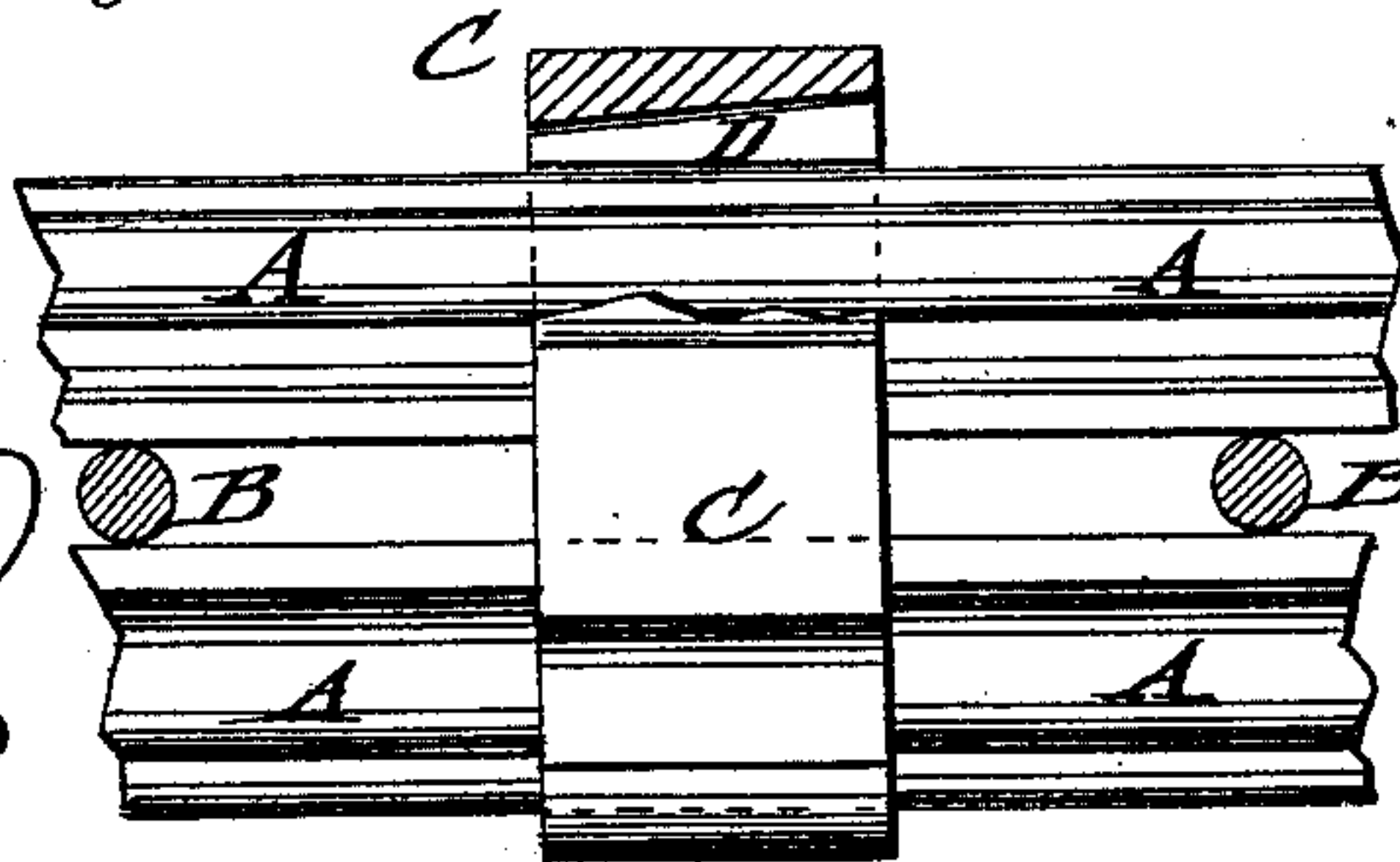
*Fig: 1.*



*Fig: 2.*



*Fig: 3.*



WITNESSES:

*Chas. Nida*  
*to Seaguirer*

INVENTOR:

*I. L. Sherman*  
BY *Mum Co*

ATTORNEYS.

# UNITED STATES PATENT OFFICE.

IRA L. SHERMAN, OF CATTARAUGUS, NEW YORK.

## IMPROVEMENT IN IRON FENCES.

Specification forming part of Letters Patent No. **213,947**, dated April 1, 1879; application filed August 26, 1878.

*To all whom it may concern:*

Be it known that I, IRA L. SHERMAN, of Cattaraugus, in the county of Cattaraugus and State of New York, have invented a new and Improved Metallic Fence-Rail, of which the following is a specification:

In the accompanying drawings, Figure 1 represents a front view, Fig. 2 a vertical transverse section, of my improved rail for metallic picket-fences; and Fig. 3 is a detail horizontal section on line *y y*, Fig. 1, showing locking of clasp to rail.

Similar letters of reference indicate corresponding parts.

The invention will first be described in connection with the drawings, and then pointed out in the claim.

Referring to the drawings, A represents my improved metallic rail; and B, the metallic pickets, which are held rigidly in upright position thereby. The rail A is constructed of two convexo-concave sections of equal size and shape, that are rolled out of suitable length, or made of cast-steel or otherwise, and ornamented in any suitable manner, one section being placed in front and the other back of the pickets, and firmly locked thereto by means of cast-metal sleeves or clasps C, that are placed

on the rail at suitable distances from each other, preferably between every second set of pickets, as shown in Fig. 1.

The back portion of the clasp or sleeve C is made somewhat larger than the closely-fitting front portion, and arranged with a tapering recess to admit the insertion of a wedge-shaped key, D, by which the rail-sections are tightly clamped to the pickets, so as to hold them rigidly in position in simple and reliable manner.

Each rail bears at two points on the pickets, and secures them in reliable and rigid manner, so as to furnish a strong and durable fence, that is put up with great convenience by sliding on and keying fast a clasp after every second picket.

Having thus described my invention, I claim as new and desire to secure by Letters Patent—

A picket-fence consisting of the two-part rails A, pickets B, sleeves C, and wedges D, all constructed, arranged, and combined as shown and described.

IRA L. SHERMAN.

Witnesses:

GEO. STRAIGHT,  
D. E. POWELL.