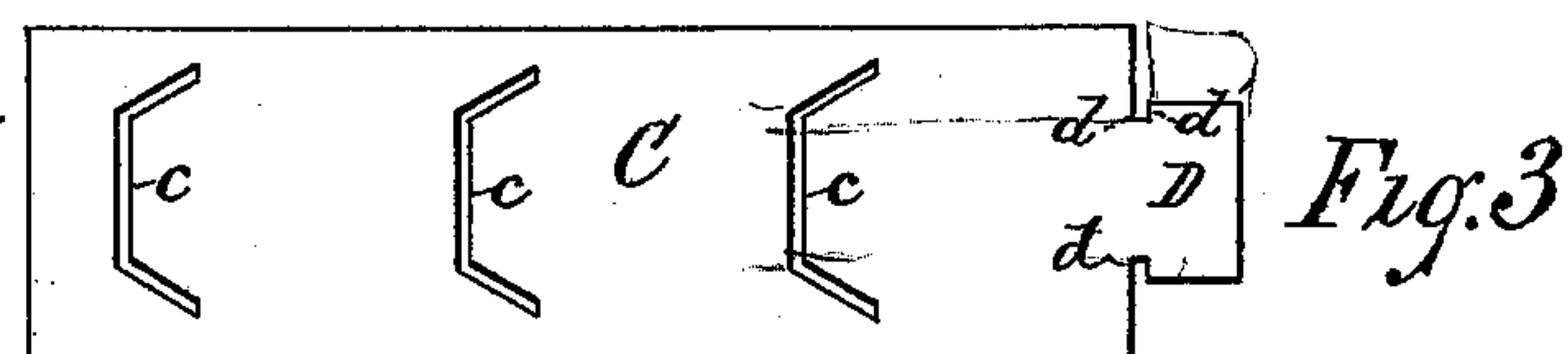
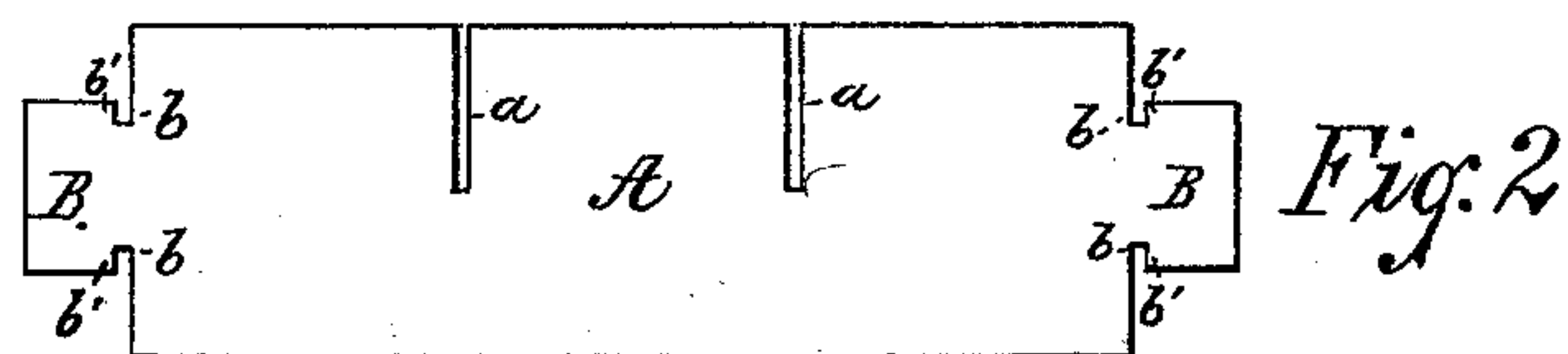
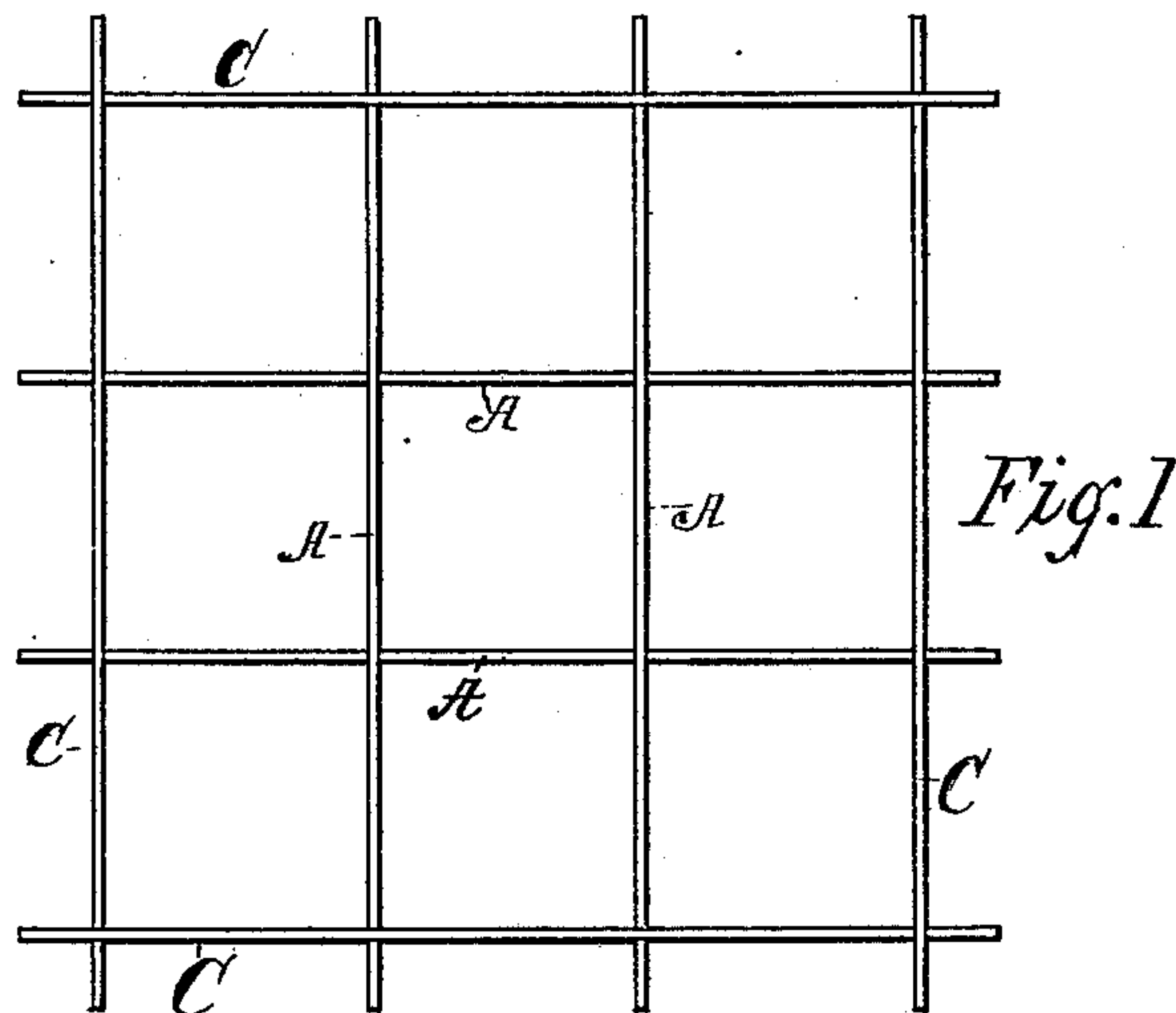


J. L. STEVENS.  
Egg-Carrier.

No. 213,849.

Patented April 1, 1879.



*Witnesses*  
*E. R. Hoffman*  
*N. Cowles.*

*Inventor*  
*John L. Stevens*  
*By Gidley & Co*  
*Attys.*

# UNITED STATES PATENT OFFICE.

JOHN L. STEVENS, OF CHICAGO, ILLINOIS, ASSIGNOR TO BILLINGS,  
COBURN & CO., OF SAME PLACE.

## IMPROVEMENT IN EGG-CARRIERS.

Specification forming part of Letters Patent No. **213,849**, dated April 1, 1879; application filed February 15, 1879.

*To all whom it may concern:*

Be it known that I, JOHN L. STEVENS, of Chicago, county of Cook, and State of Illinois, have invented new and useful Improvements in Egg-Carriers; and I do hereby declare the following to be a full, clear, and exact description of the invention, which will enable others skilled in the art to which my invention appertains to make and use the same, reference being had to the accompanying drawings, forming part of this specification, in which—

Figure 1 represents a top or plan view of a bottomless tray embodying my invention; and Figs. 2 and 3 represent side elevations of the outer and inner strips or partitions, respectively.

Like letters of reference indicate like parts.

My invention relates to that class of egg-carriers in which are employed a series of trays, each formed of a series of bottomless compartments or pockets and dividing-boards; and my invention consists in the construction and arrangement of the partition-strips, as hereinafter described and claimed.

In the trays as usually constructed, by the interlocking of the partition-strips the strips are liable to be pulled apart upon lifting the tray from the box or case; and the object of my invention is to obviate this objection by securely interlocking the strips, so that they will not pull apart with ordinary handling and usage.

In the drawings, A represents one of the inside strips or partitions, which is made from straw-board or other suitable material, and of any desired dimensions, and in which is a series of slots, *a*, equidistant, cut in one side, and to the depth of one-half of the width thereof. The ends of said strip A are cut away, so as to form tongues B, at the rear ends of which are cut short slots *b*, so as to form shoulders *b'*.

C represents one of the outside strips, which is made of the same dimensions as the strip A, and in which is a series of combined vertical and oblique slots, *c*, cut in the body thereof, as shown. One end of the strip C is cut

away similar to the ends of the strips A, so as to form a tongue, D, slots *d*, and shoulders *d'*.

It will be observed that the length of the tongues B D is greater than the vertical portion of the slots *c*, and less than the distance between the outer ends of the oblique portions of said slots.

In constructing the tray or series of bottomless pockets, a series of the strips A are arranged vertically and parallel to each other, and a corresponding number are arranged at right angles thereto, and are interlocked together by means of the slots *a*, and so that their edges are flush with each other. The outside strips, C, are then arranged about said strips A, so that the tongue D of one of said strips will come in contact with the slotted end of the other of said strips, and said strips are united together and to the ends of the strips A by passing the tongues through the slots *c*, and so that the shoulder of the tongues will bear against the outer side of the strips C above and below the ends of the vertical portion of the slots *c*, and thereby uniting the tray firmly and securely, and so that it will not become disengaged in any direction with ordinary handling or usage.

By constructing the tray as described there are no loose projecting ends of the strips, but they are firm and solid, and not liable to tear or break off.

Having thus described my invention, what I claim as new, and desire to secure by Letters Patent, is—

In an egg-carrier, the combination of the strips or partitions A, provided with the slots *a*, and tongues B, provided with the slots *b* and shoulders *b'*, with the strips C, provided with the slots *c*, and tongue D, provided with the slots *d* and shoulders *d'*, substantially as and for the purpose specified.

JOHN L. STEVENS.

Witnesses:

G. R. HOFFMAN,  
N. COWLES.