

H. A. LOTHROP.
Heel-Shaves.

No. 213,827.

Patented April 1, 1879.

Fig. 1.

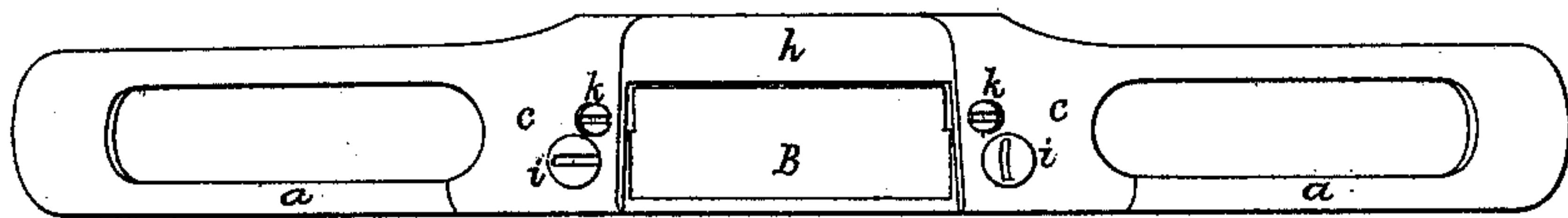


Fig. 2.

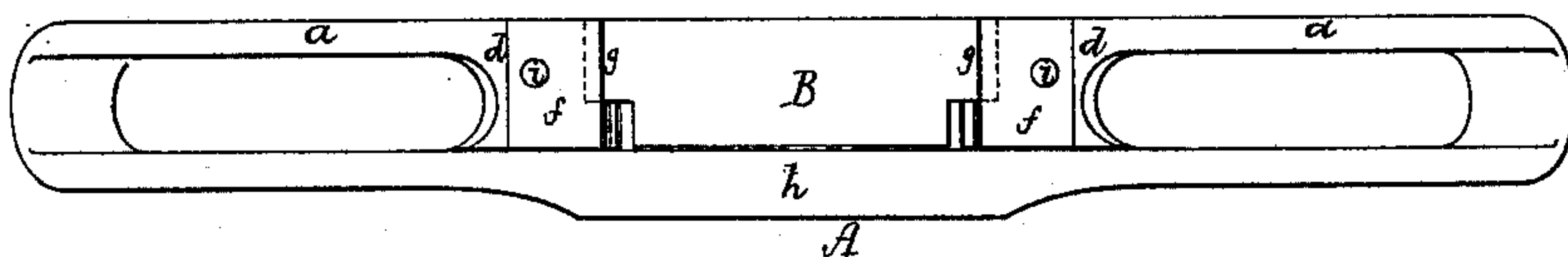


Fig. 3.

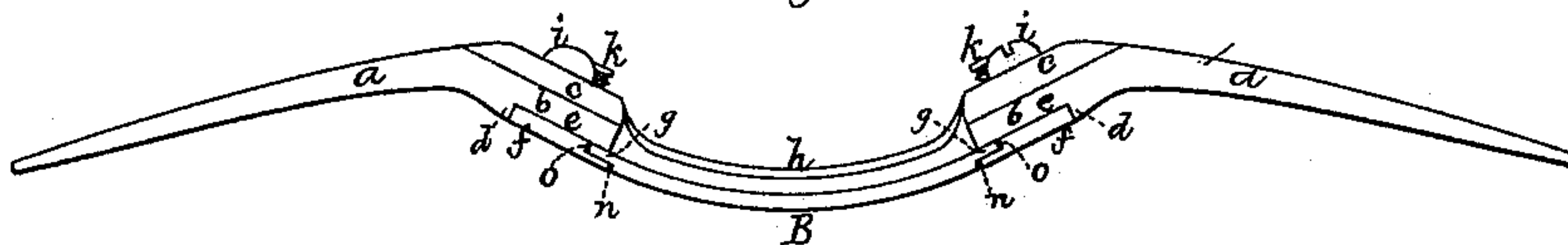


Fig. 4.



Fig. 6.

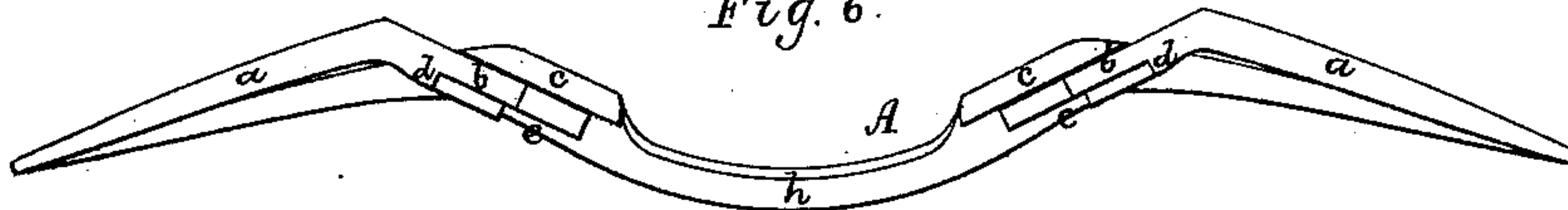
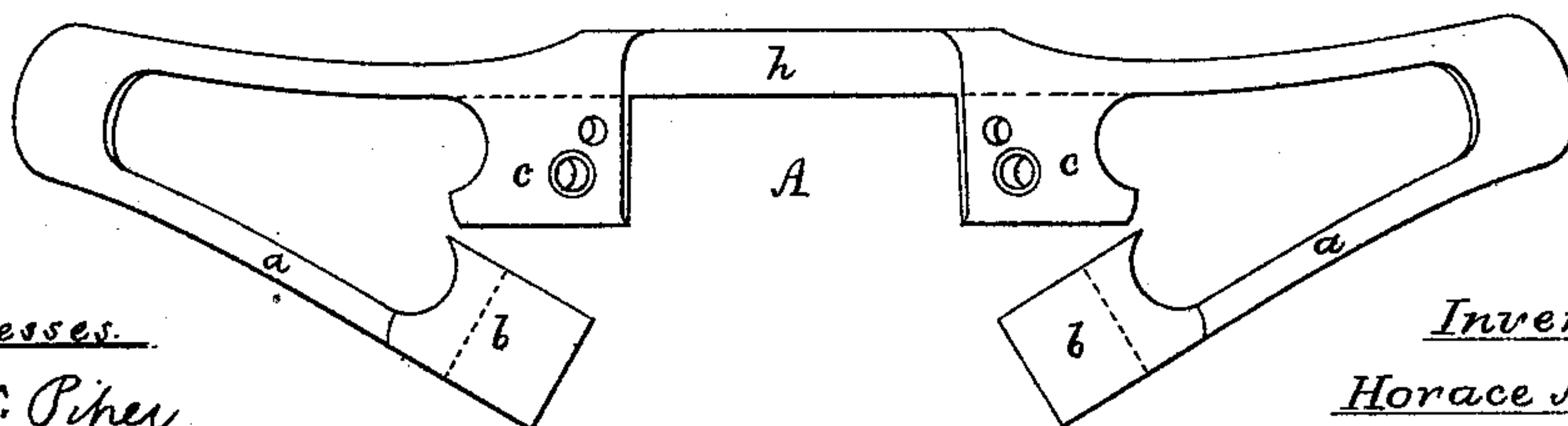


Fig. 5.



Witnesses.

S. N. Piper

W. W. Lund

Inventor.

Horace A. Lothrop.

by attorney.

R. H. Eddy

UNITED STATES PATENT OFFICE.

HORACE A. LOTHROP, OF SHARON, MASSACHUSETTS.

IMPROVEMENT IN HEEL-SHAVES.

Specification forming part of Letters Patent No. **213,827**, dated April 1, 1879; application filed February 26, 1879.

To all whom it may concern:

Be it known that I, HORACE A. LOTHROP, of Sharon, of the county of Norfolk and State of Massachusetts, have invented a new and useful Improvement in Shoe or Heel Shaves; and do hereby declare the same to be described in the following specification, and represented in the accompanying drawings, of which—

Figure 1 is a top view, Fig. 2 an under-side view, Fig. 3 an edge elevation, and Fig. 4 a transverse section, of a shave embodying my invention. Fig. 5 is a top view, and Fig. 6 an edge view, of its stock as it appears after being founded and prior to its arms being bent in, so as to bring their shoulder-projections in upon the projections of the main or intermediate portion of the said stock.

In carrying out my invention, I first form or construct the stock A in manner as represented in the two last-named figures, it being of malleable cast-iron or a metal flexible or capable of being bent, as may be required, to bring the arms *a a* or return parts of the handle in toward the intervening part in a manner to cause their flat and shoulder-projections *b b* to overlap the flat projections *c c*, extending from such intermediate part in manner as shown. From this it will be seen that the stock provided with the four flat plate-projections, arranged as represented, constitutes part of my invention, the two projections extending from the arms having shoulders *d d*, as represented.

After the stock has been so made its arms are to be bent in, so as to carry their projections *b b* directly underneath and against the projections *c c*, and I place within the recesses *ee* of the lower projections two clamp-plates, *ff*, and the projecting ears *g g* of a curved knife, B, the cutting-edge of the knife being next to the throat or bearing part *h* of the stock.

Clamp-screws *i i* go down through the projections *b b* and *c c*, and screw into the plates

ff, such screws serving with the said plates to confine together the projections of each pair and also the knife in place, all as shown.

Other screws, *k k*, screwed into and through the projections *c c* and against the projections *b b*, are to adjust the knife in one direction relatively to the bearing part of the stock. The knife-ears are notched or recessed at their ends, as shown at *n n*, such recesses being to receive the clamp-plates, which in turn are similarly notched, as represented at *o o*.

The above-described mode of making a shoe or heel shave is peculiarly useful, as by means of it the knife is supported or clamped to excellent advantage against its opposite faces rather than against its edges, as it is in the shave described and represented in the United States Patent No. 161,958, which shave I do not claim.

I claim as of my invention as follows, viz:

1. The shoe-shave stock provided with the overlapping flat projections *b b* and *c c*, arranged with the arms and intermediate parts as set forth.

2. The shoe-shave stock provided with the overlapping projections *b b c c* and the clamp-plates *ff*, arranged with each other and the knife B, and having clamp and edge-setting screws *i i k k*, substantially as set forth.

3. The stock having its lower lapping projections *b b*, recessed, as shown at *e e*, provided with shoulders *d d*, arranged as represented, to serve as supports for the clamp-plates.

4. The knife notched or recessed at its ends, as shown at *n n*, in combination with the stock provided with the notched clamp-plates, and the overlapping projections, and fastening and adjusting screws, substantially as explained.

HORACE A. LOTHROP.

Witnesses:

R. H. EDDY,
W. W. LUNT.