

D. W. F. De GRANGE.
Railroad Signal-Lantern.

No. 213,812.

Patented April 1, 1879.

Fig. I.

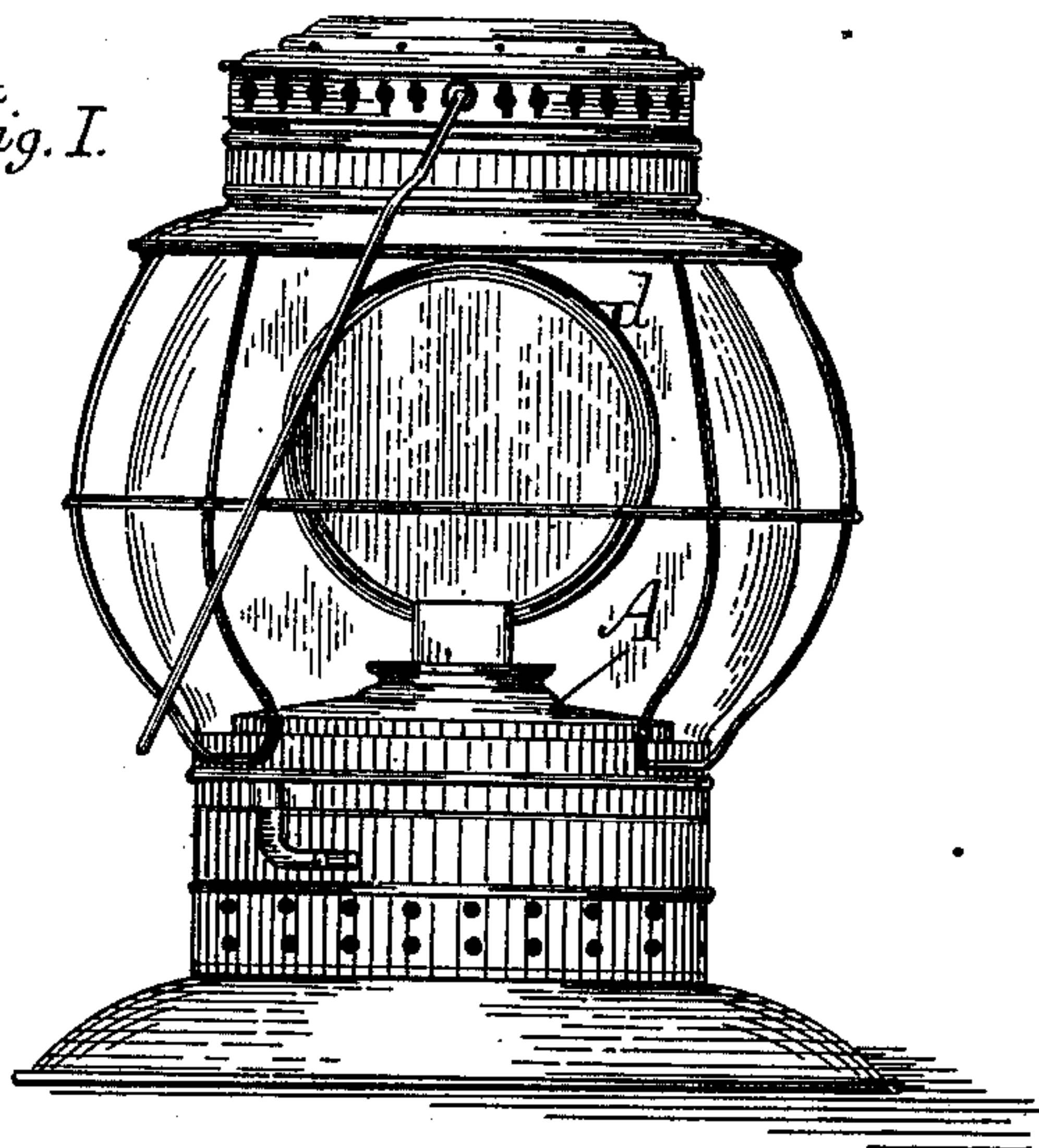


Fig. II.

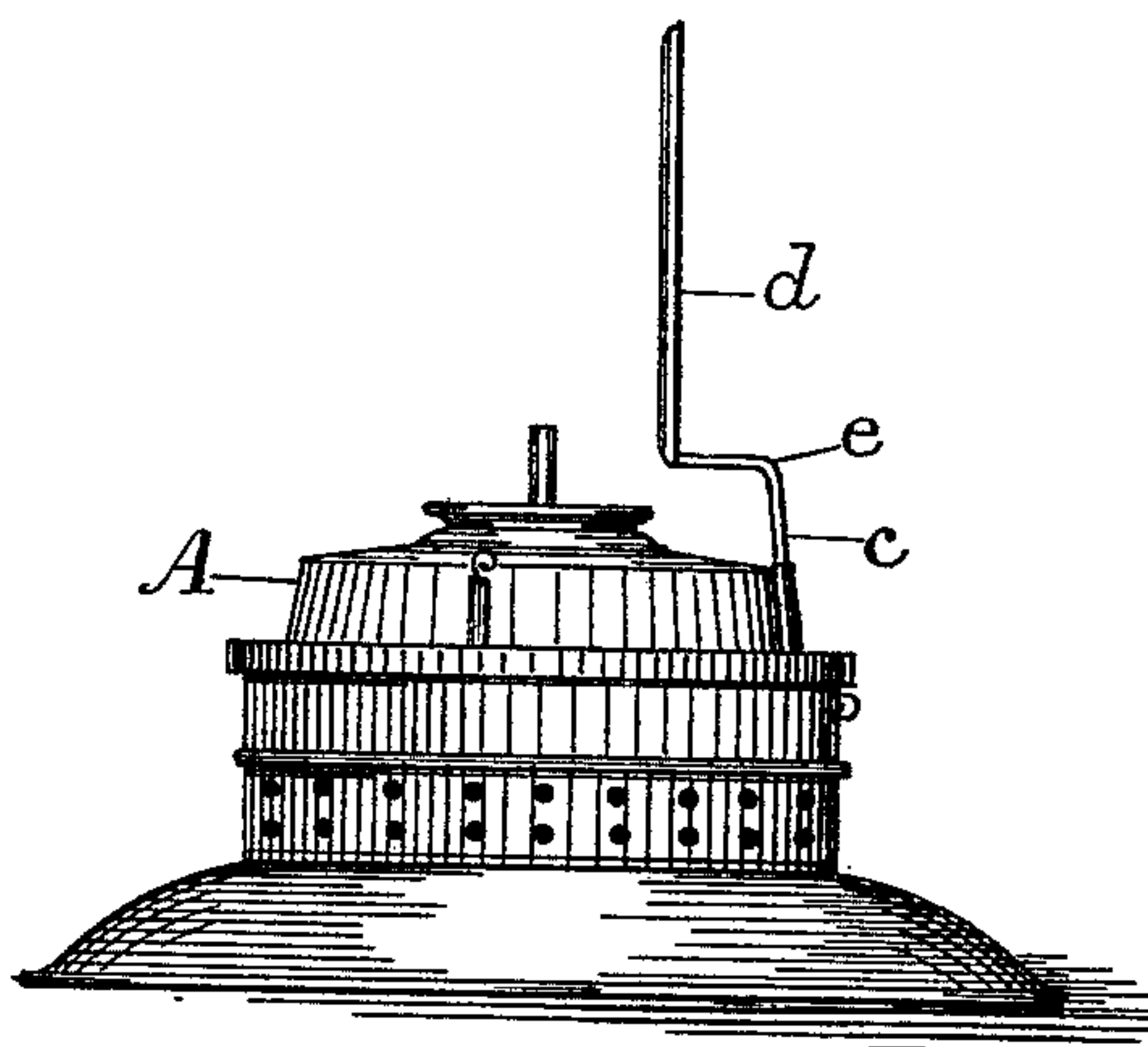


Fig. III.

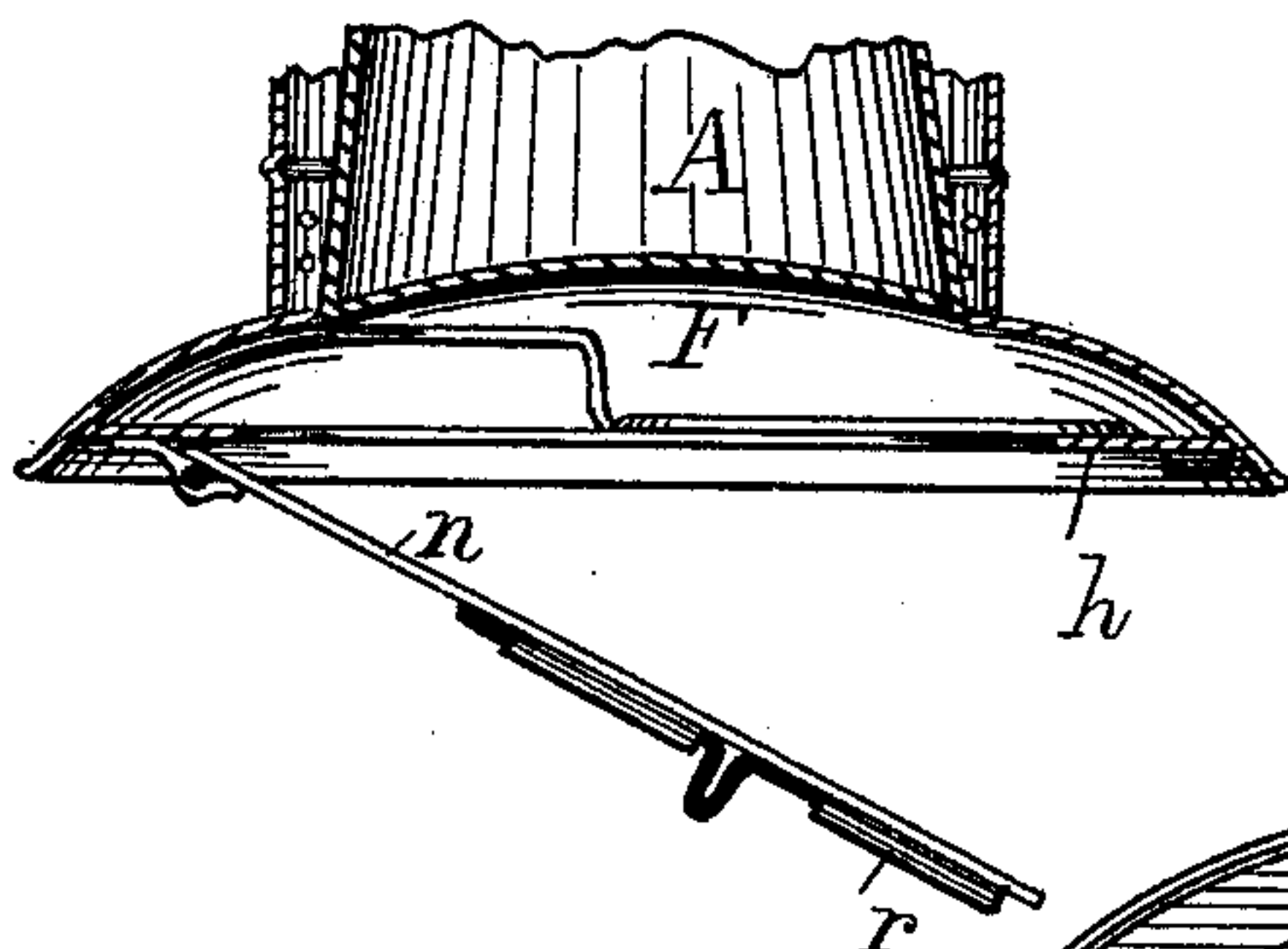


Fig. IV.

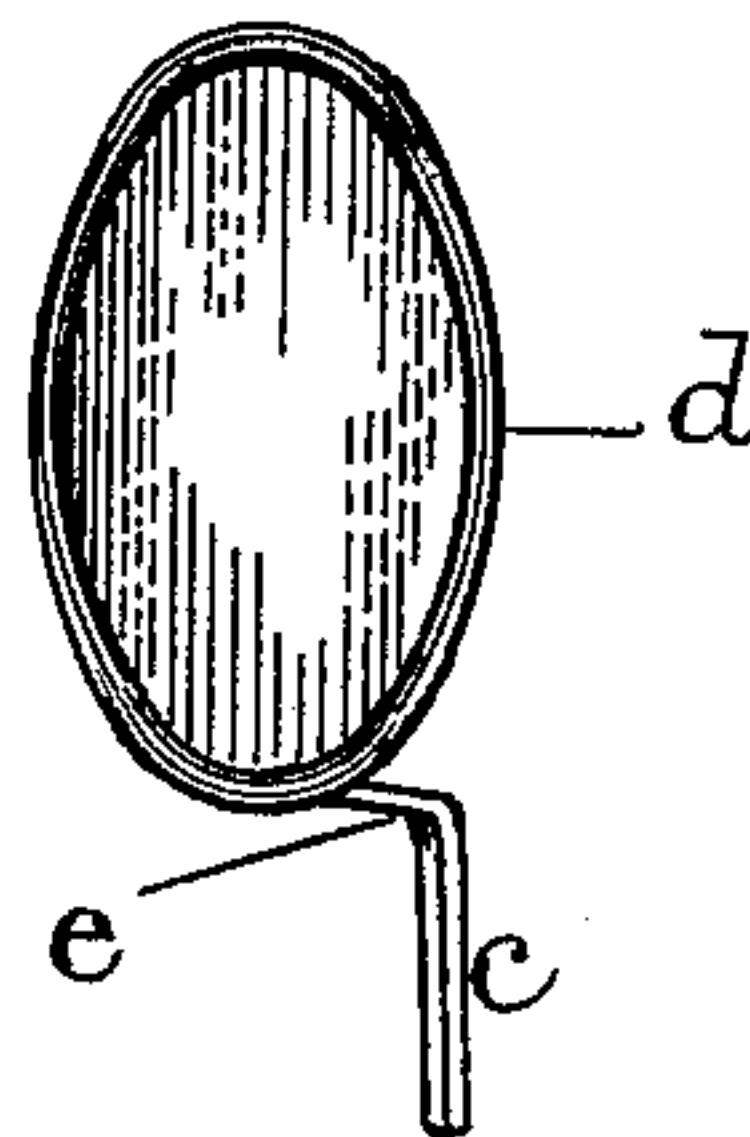
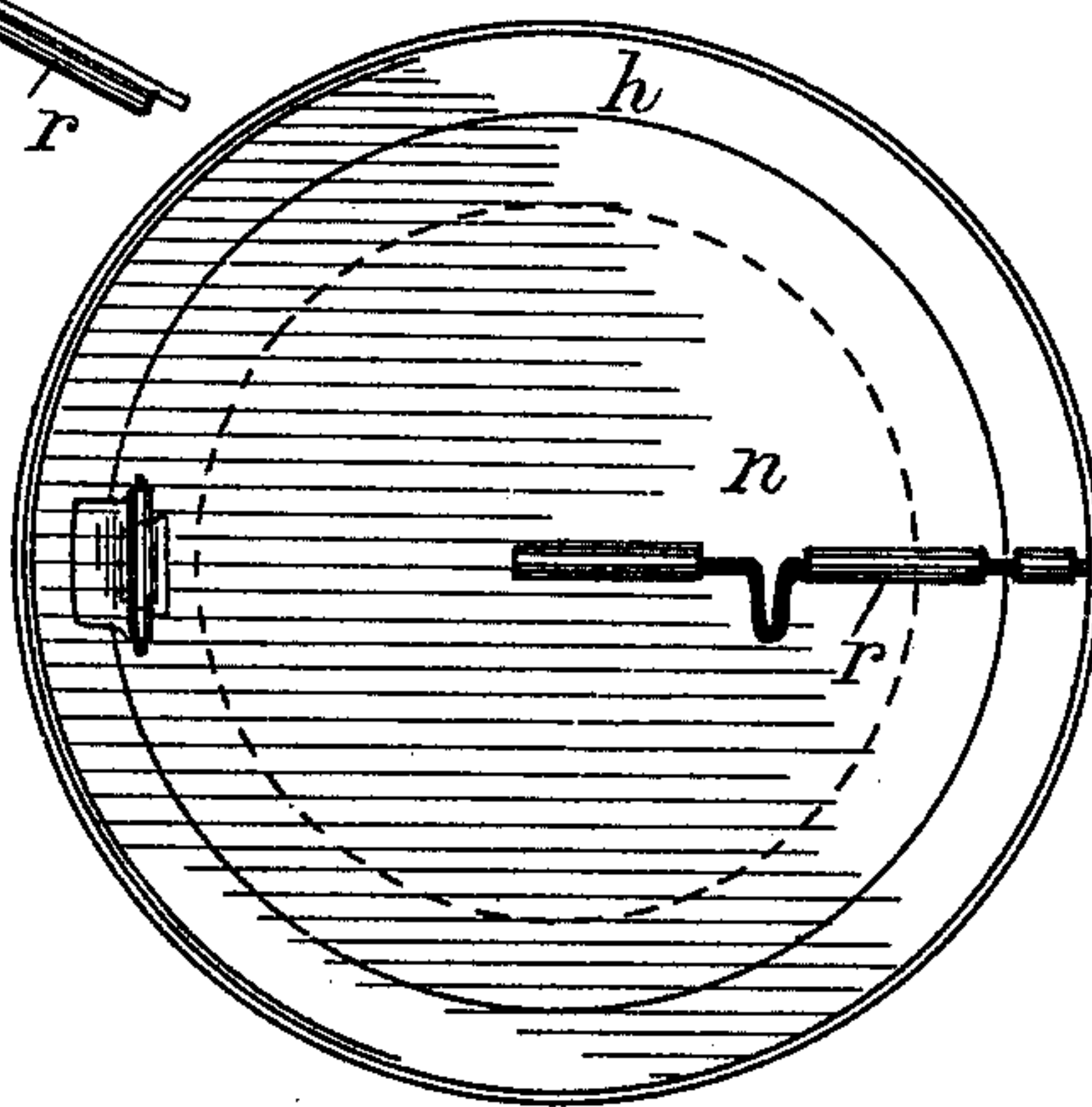


Fig. V.



Witnesses:

Charles E. Lewis
A. C. Eader

Inventor:

D. W. F. De Grange
By his Atty
Chas B. Mann

UNITED STATES PATENT OFFICE.

DANIEL W. F. DE GRANGE, OF BALTIMORE, MARYLAND.

IMPROVEMENT IN RAILROAD SIGNAL-LANTERNS.

Specification forming part of Letters Patent No. **213,812**, dated April 1, 1879; application filed February 21, 1879.

To all whom it may concern:

Be it known that I, DANIEL W. F. DE GRANGE, of Baltimore, in the county of Baltimore and State of Maryland, have invented a new and useful Improvement in Railroad Signal-Lanterns, of which the following is a specification:

My invention relates to certain improvements in that class of lanterns which are in common use by railroad train-men and station-agents.

The object of my invention is to adapt the ordinary lantern for the double use of a white light and a colored signal-light.

The invention will first be described, and then designated in the claims.

Figure I is an elevation of a lantern, showing a colored signal-glass attached to the oil-fount. Fig. II is a view of oil-fount alone, showing the signal-glass in the transverse direction. Fig. III is a vertical section of the base of lamp. Fig. IV is a perspective of signal-glass. Fig. V is an inverted plan of lamp-base.

The letter A represents the oil-fount, at one side of which I provide a vertical socket or groove, *b*, which receives the stem *c* of the signal-glass. This latter is a frame, *d*, in the present instance round, but it may be hexagonal or square, and incloses a glass of any desired color, such as red, green, or blue. A stem, *c*, is attached to the frame, and in cross-section is flat, so as to avoid liability of turning in the socket or groove. This stem is bent, as shown at *e* in Figs. II and IV, the purpose of

which is to set the glass nearer the center of the oil-fount, where the diameter is greatest. By this means the oil-fount having the signal-glass attached may be inserted through the bottom of the lantern into the globe in the usual manner, and withdrawn therefrom without difficulty.

The space *F* under the oil-fount is utilized as a receptacle, into which may be placed the signal-glasses when not in use. An annular plate, *h*, is secured into the base *i*, and is provided with a hinged cover, *n*, having a suitable fastening, *r*.

Thus an inexpensive receptacle is formed, which will be found very convenient for the purpose described.

Having described my invention, I claim and desire to secure by United States Letters Patent—

1. A lantern oil-fount having at one side of that part which comes within the globe a vertical socket, in combination with a colored signal-glass provided with a stem having a bend, as set forth.

2. A signal-glass for a lantern, the frame whereof is provided with a stem, *c*, having a bend, *e*, as and for the purpose set forth.

3. In a lantern, the receptacle *F*, formed under the oil fount, and provided on the lower side with a hinged cover, substantially as set forth.

DANIEL W. F. DE GRANGE.

Witnesses:

CHAS. B. MANN,
J. MORTON GALE.