

D. S. SPAULDING.
Shirt Stud or Button.

No. 213,787.

Patented April 1, 1879.

Fig. 1.

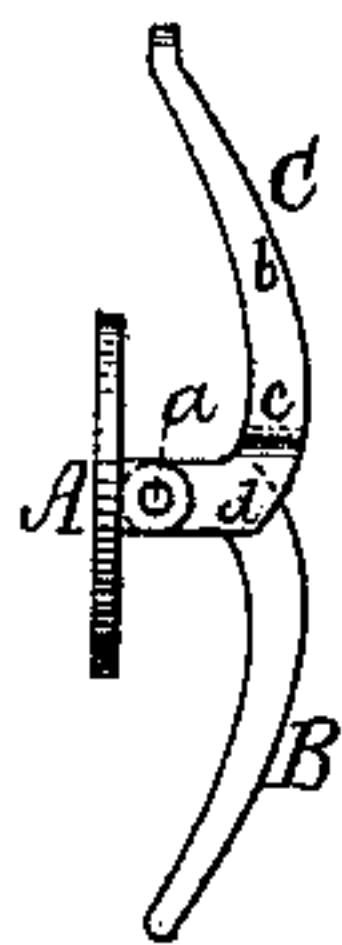


Fig. 2.

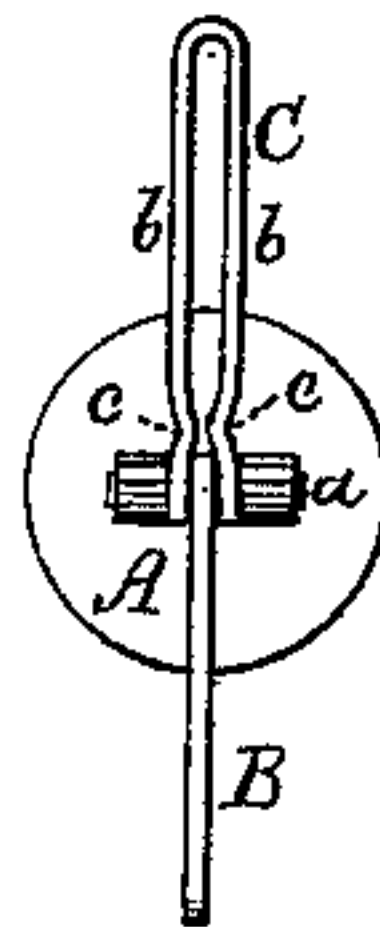


Fig. 4.

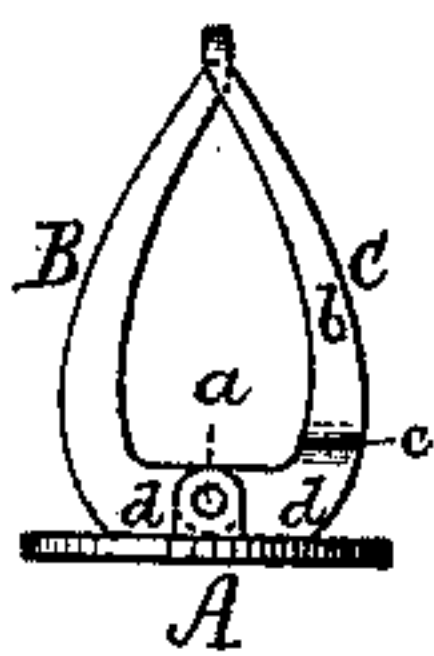
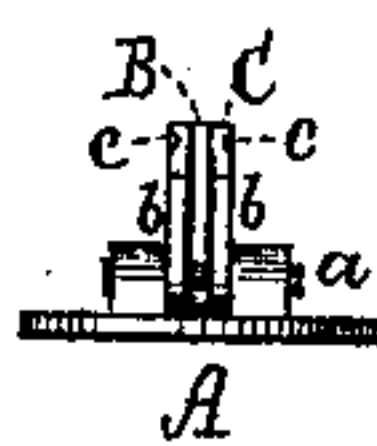


Fig. 3.



Witnesses.

S. N. Piper.
W. W. Lunt.

Inventor.

D. S. Spaulding.
by attorney.
R. H. Eddy

UNITED STATES PATENT OFFICE.

DOLIVER S. SPAULDING, OF MANSFIELD, MASSACHUSETTS.

IMPROVEMENT IN SHIRT STUDS OR BUTTONS.

Specification forming part of Letters Patent No. **213,787**, dated April 1, 1879; application filed February 10, 1879.

To all whom it may concern:

Be it known that I, DOLIVER S. SPAULDING, of Mansfield, of the county of Bristol and State of Massachusetts, have invented a new and useful Improvement in Shirt Studs or Buttons; and do hereby declare the same to be described in the following specification and represented in the accompanying drawings, of which—

Figure 1 is a side view, Fig. 2 a rear view, and Fig. 3 an edge view, of one of my improved articles on an enlarged scale.

The nature of my invention is set forth in the claim hereinafter presented.

In such drawings, A denotes a disk or button having two curved arms, B and C, hinged to it at its middle. They turn on one common hinge-pin, *a*, and one, B, of them extends through the other, C, which is slitted lengthwise from its shoulder or inner end nearly to its outer end, and near the former end such arm has its two parts or halves, *b b*, bent inward toward each other in manner as shown at *c c*. Furthermore, each arm near its inner end has an elbow, or is bent nearly at a right angle, as represented at *d*.

Fig. 4 exhibits the positions of the arms B and C when the stud is ready for being inserted in a button-hole or stud-hole of a shirt or other garment or article. On being forced into such hole, which may be supposed to be circular, the arms will gradually be moved into the position shown in Figs. 1 and 2. On the inner arm, B, passing by the bends *c c* of the slitted or duplex arm C, the latter will spring out or give way, and after the inner arm, B, may have passed the bends the inher-

ent elasticity of the metal composing the said slitted arm will cause the bends to approach each other and operate as means of keeping the two arms in position in a manner to prevent accidental displacement of the stud or loss of it out of the hole, the arms serving to keep the stud in place therein. On pulling the stud forward it may be drawn out of the hole.

My invention is based on a stud composed of a button or disk and two arms, as represented in the Patents 87,854 and 138,595, and it is distinguished therefrom by having the duplex or slotted arm provided with spring-bends to receive and guide the plain or curved arm, the arms being thereby prevented from being bent laterally and broken. Those parts of the curved arms which are between their elbows and their pivot-pin serve as stops to arrest the arms in their proper position for being introduced into a button-hole; and, besides, they serve to prevent the plain arm from passing out of the slitted arm. From this it will be seen why each of the curved arms is bent at a right angle, or thereabout, or made with an elbow in it, as explained.

I claim as my invention as follows:

The combination of the disk or button A with the plain curved arm B, and with the slitted or duplex arm C, provided with the spring-bends *c c*, and arranged with and hinged to the button, all being substantially as and to operate as set forth.

D. S. SPAULDING.

Witnesses:

R. H. EDDY,
W. W. LUNT.