

H. E. ISRAEL.  
Parasol.

No. 213,659.

Patented Mar. 25, 1879.

Fig. 1.

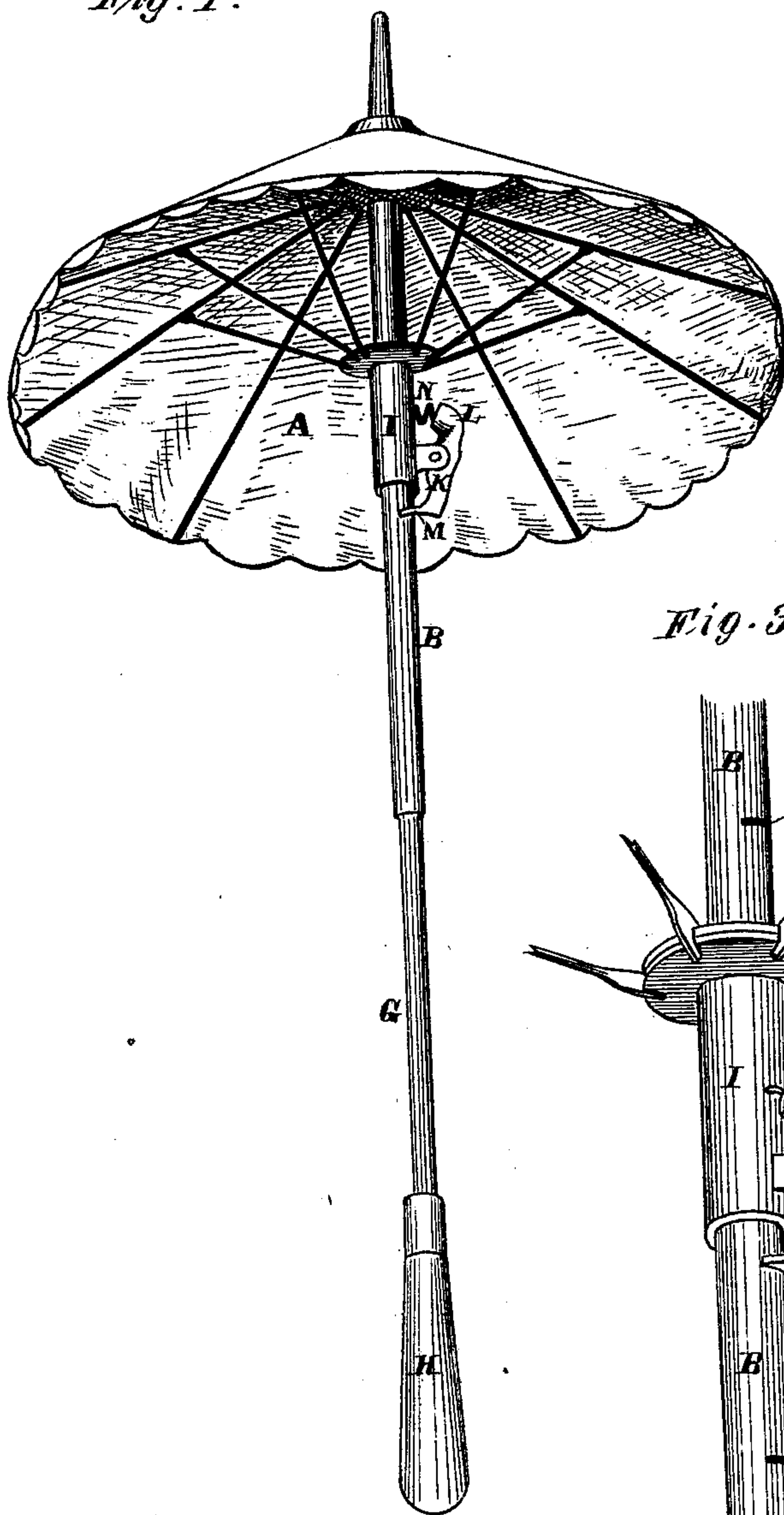


Fig. 2.


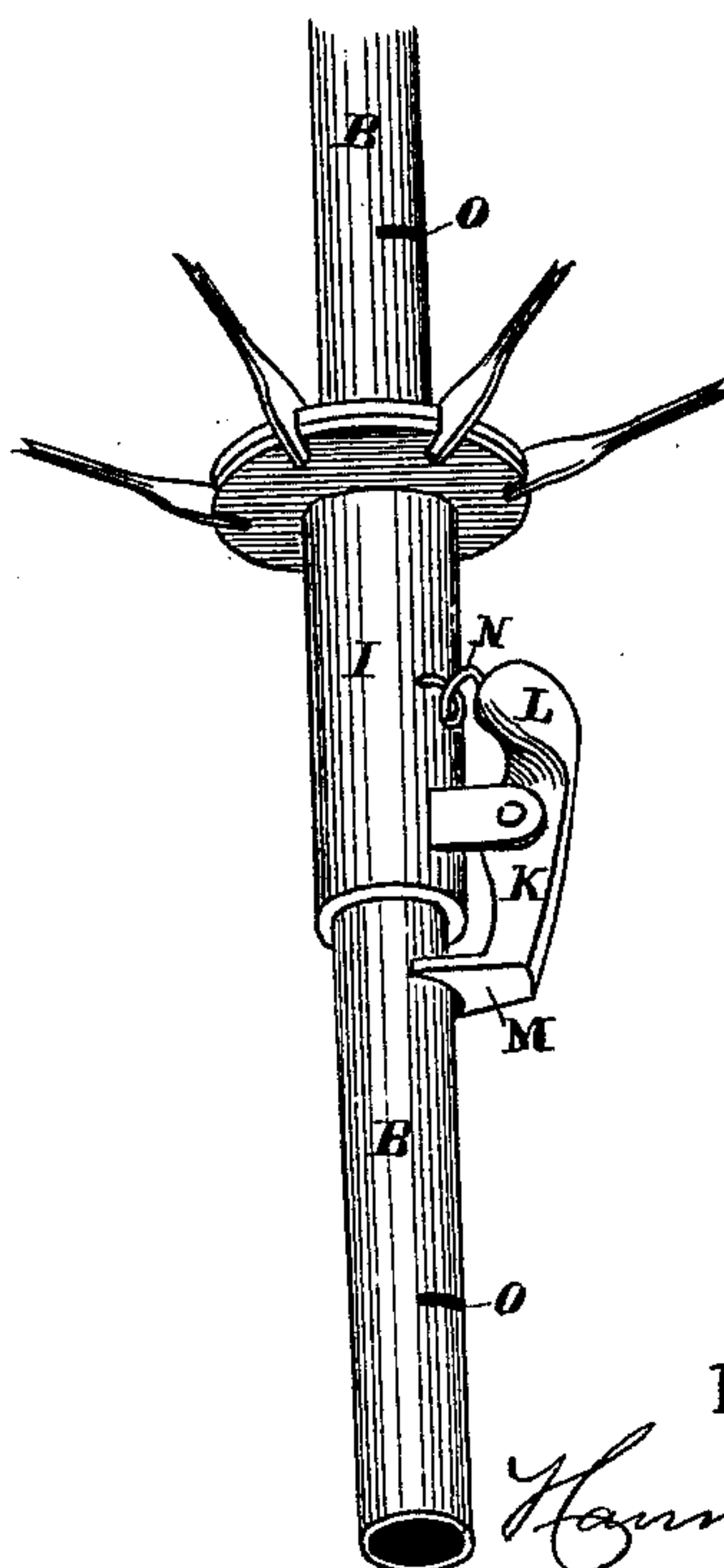


Fig. 3.



Witnesses

Geo. H. Strong.

Frank A. Prokes

Inventor

Hannah E. Israel

By Dewey & Co.  
attys



# UNITED STATES PATENT OFFICE

HANNAH E. ISRAEL, OF BANTAS, CALIFORNIA.

## IMPROVEMENT IN PARASOLS.

Specification forming part of Letters Patent No. **213,659**, dated March 25, 1879; application filed October 18, 1878.

*To all whom it may concern:*

Be it known that I, HANNAH E. ISRAEL, of Bantas, county of San Joaquin, and State of California, have invented an Improved Parasol; and I do hereby declare the following to be a full, clear, and exact description thereof, reference being had to the accompanying drawings.

My invention relates to an improved parasol; and my improvements consist in constructing the handle of the parasol in sections, in such a manner that these sections may easily be separated, while at the same time, when placed together, they form a rigid and firm handle.

It also consists in a form of spring for holding the parasol open and closed, as is more fully described in the accompanying drawings, in which—

Figure 1 is a perspective view of my invention. Fig. 2 is a vertical section of the rods. Fig. 3 is a view of the catch.

Ladies' parasols, to be convenient for use, must have handles of sufficient length to enable the top to be held some little distance over the head, and when of suitable length the handles are too long to pack in ordinary trunks or valises when not in use. In order to remedy these objections to the parasol, I have devised a means of forming the handles, of wood or metal, in short sections, in such a manner that when put together the handle is as firm as if in one piece, while at the same time the parasol may be packed in a small compass when traveling or when stored away.

Let A represent an ordinary parasol frame and cover, having the tubular handle B attached to the upper central part of the frame. This tubular handle is made of the same length as the ribs, so that its lower end does not project below the ends of the ribs when the parasol is closed. Its upper end, however, projects slightly above the ring carrying the ribs, and at its upper inner end are formed screw-threads, for the purpose hereinafter described.

A rod, C, having screw-threads formed on it, as shown at D and E, and having an ornamental top, F, is slipped down into the tubular handle B from the top. The upper threads, D, screw into the threads at the upper end of the handle, and thus secure the rod in place,

the ornamented top projecting, as shown in Fig. 1, and covering the joint.

A tubular extension, G, having screw-threads at its upper inner end, is slipped upward from the bottom into the tubular handle, and screws onto the lower end of the rod C, the threads E being provided on said rod for that purpose. The lower end of this hollow extension-piece G has screw-threads formed on its outer surface, which screw into a suitable socket in the upper end of the hand-piece H. By this means a telescopic or extension handle is formed, which is readily taken apart or put together. The hand-piece may first be unscrewed. Then, by grasping the extension and the tubular handle, and turning the extension-piece to the left, it is unscrewed. By then turning the top of the rod C to the right said rod may be removed, and the extension-piece G may be pushed up into the tubular handle B.

If it is desirable to shorten the parasol-handle or umbrella yet more, the hand-piece H may be removed. It is not necessary to remove the hand-piece H; but it is provided with screw-threads, to render it easy to do so, if desirable.

The tubular handle remaining is, as previously stated, no longer than the ribs, and none of the other pieces are of greater length. They may all be placed together in a shawl-strap or valise, and thus be carried conveniently.

In places where the winters are long and parasols not used during that season, fine ones may be packed in small compass in trunks, and not be in the way. The handle, when put together, will be firm enough to use for a walking-stick.

On the ferrule I, which slides up and down on the tubular handle B, to open and close the parasol by means of the arms connecting with the ribs, I place a peculiar latch or spring for securing said ferrule in position when the parasol is either opened or closed.

Swiveled or hinged on suitable lugs on the ferrule is the arm or latch K, having the thumb-piece L on its upper end, the lower end being turned at right angles to form the catch M. Under the thumb-piece is a spring, N, which, pressing upward against the thumb-piece, causes the catch M at the other end of the arm



K to engage with the slots O O', which are cut transversely in the tubular handle.

When the catch engages in the upper slot, O, the parasol is kept open, and when the parasol is closed the catch engages in the slot O' at the lower end of the handle, and keeps the parasol in that position until pressure on the thumb-piece disengages the catch.

By this construction I am enabled to form a catch which engages in slots in the outer part of the handle, and which will not interfere with the rod in said handle. No latching mechanism is then needed in the handle, as in ordinary parasols.

This form of latch for parasols is simple in construction and operation, and is self-adjustable. It can be made ornamental in appearance, and occupies little space.

This improved parasol, although the handle

is made in sections, as described, can be made firm and strong, and will occupy very little space when closed and the handles uncoupled.

Having thus described my invention, what I claim as new, and desire to secure by Letters Patent, is—

A parasol-stick consisting of the hollow upper section, B, and the hollow extension G, each having screw-threads at its upper end, in combination with the tip-piece C, having screw-threads at each end, as shown, when constructed and arranged to operate substantially as herein described.

In witness whereof I have hereunto set my hand and seal.

HANNAH ELIZABETH ISRAEL. [L. s.]

Witnesses:

WM. C. ISRAEL,

WM. B. HAY.