

T. A. FRAKES.
Bed-Plate for Wagon-Bodies.

No. 213,408.

Patented Mar. 18, 1879.

Fig. 1.

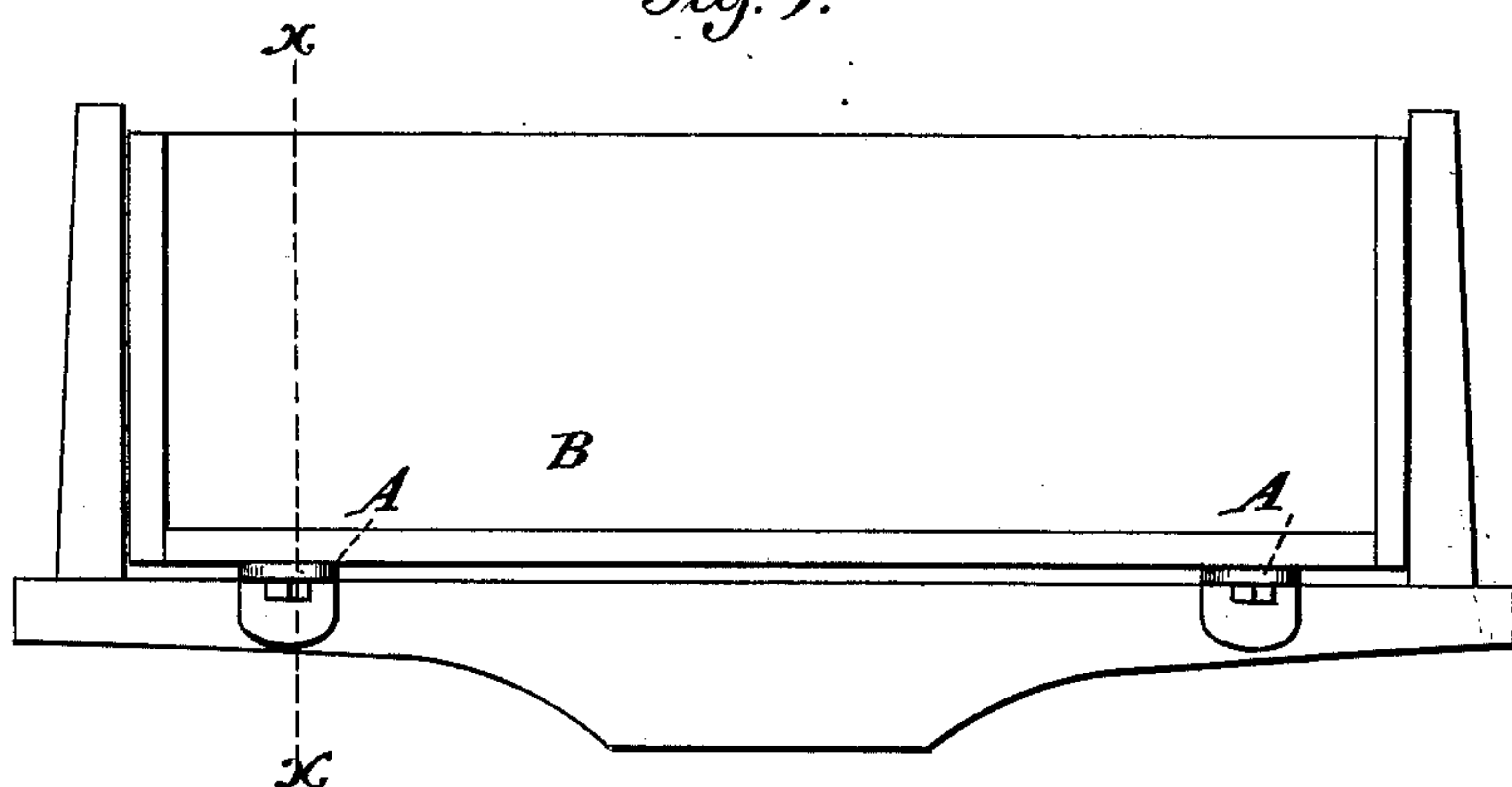


Fig. 2.

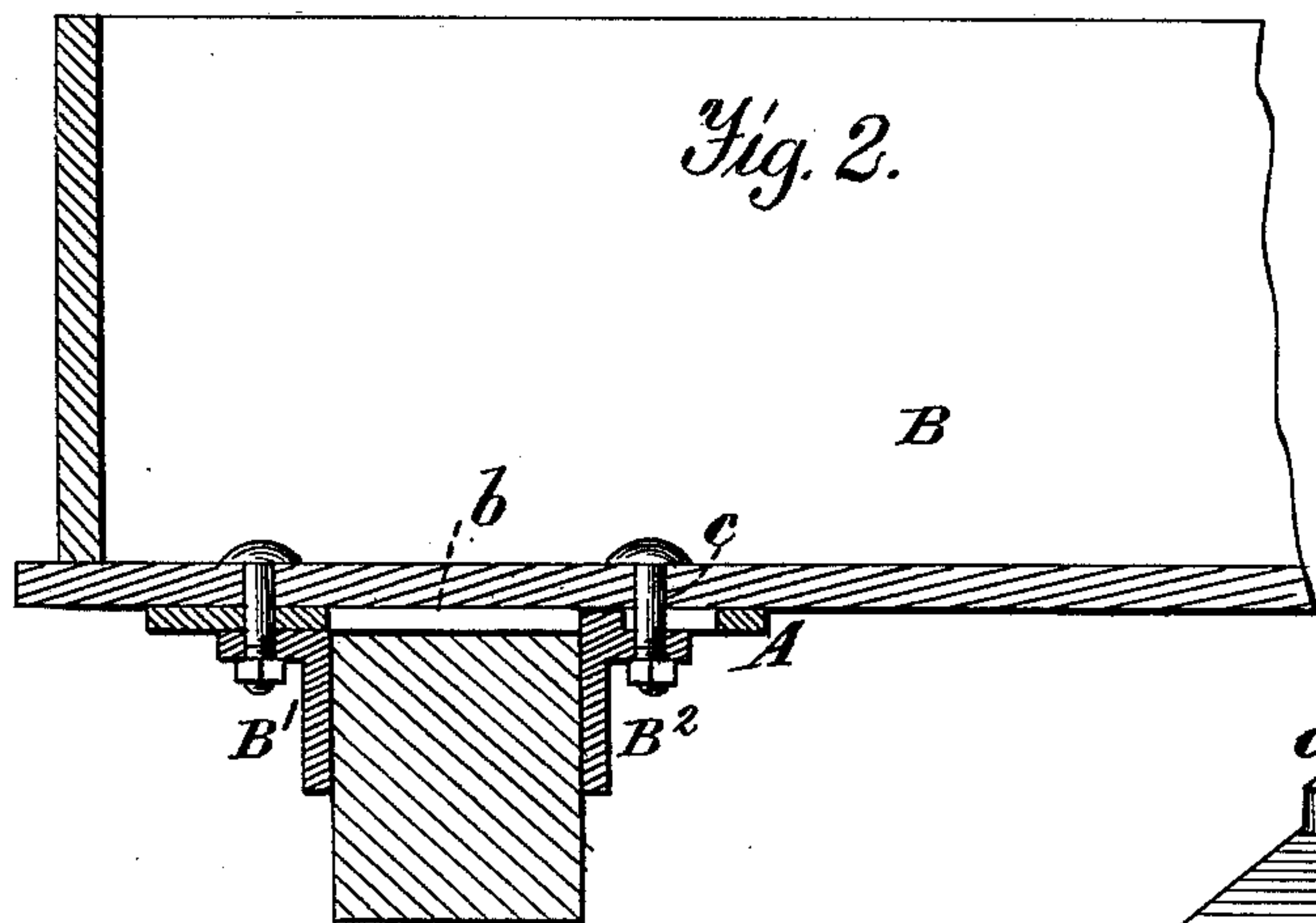


Fig. 4.

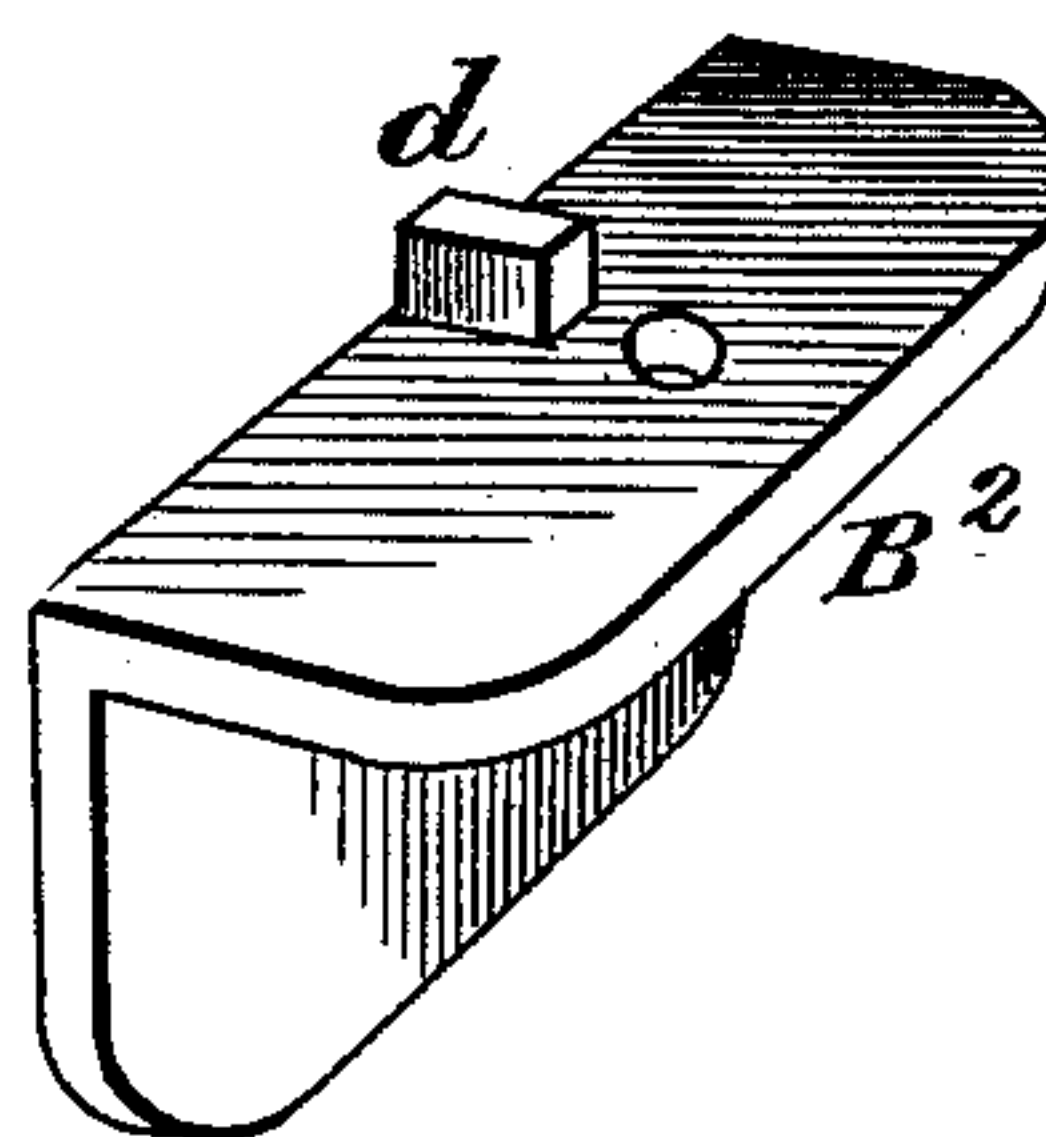
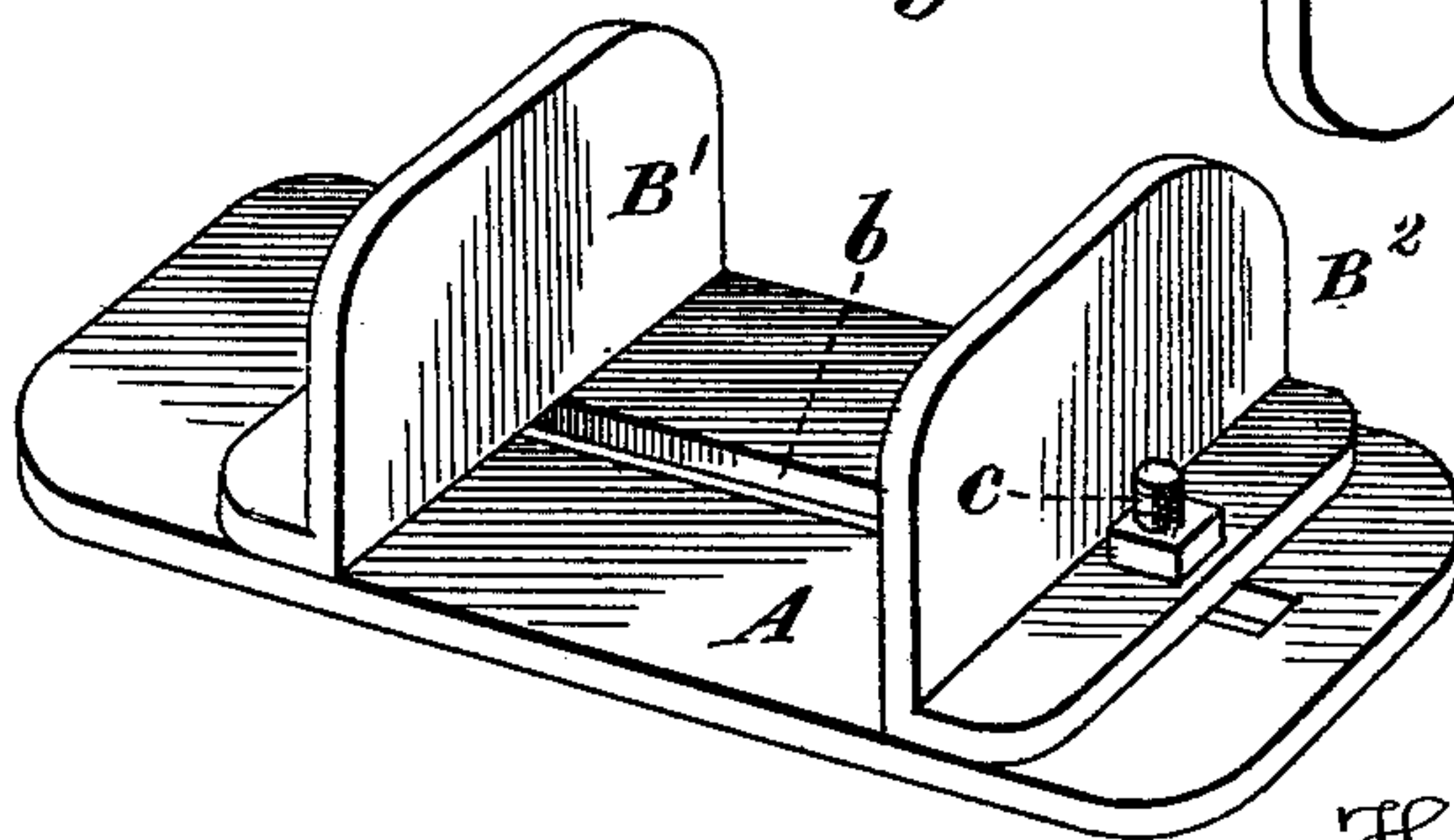


Fig. 3.



Witnesses.
A. Ruppert,
James H. Lange.

Thomas A. Frakes
Inventor.
per Edson Bros,
Attorneys.

UNITED STATES PATENT OFFICE.

THOMAS A. FRAKES, OF NEW HOLLAND, ILLINOIS.

IMPROVEMENT IN BED-PLATES FOR WAGON-BODIES.

Specification forming part of Letters Patent No. **213,408**, dated March 18, 1879; application filed February 13, 1879.

To all whom it may concern:

Be it known that I, THOMAS A. FRAKES, of New Holland, in the county of Logan and State of Illinois, have invented certain new and useful Improvements in Bed-Plates for Wagon-Bodies; and I do hereby declare that the following is a full, clear, and exact description of the invention, which will enable others skilled in the art to which it appertains to make and use the same, reference being had to the accompanying drawings, and to letters of reference marked thereon, which form a part of this specification, and in which—

Figure 1 is an end view of a wagon-body, with one of its bolsters having my improvement applied thereto. Fig. 2 is a section on the line *xx* of Fig. 1. Fig. 3 is a perspective view of my improvement, and Fig. 4 is a detail view of its movable or sliding jaw.

Corresponding parts in the several figures are denoted by like letters.

This invention relates to certain improvements in wagon-body irons for securing the body on the bolsters; and it consists in the employment of an elongated slotted plate, having, in connection with a fixed jaw, a movable or sliding jaw, provided with a securing-bolt, with or without a holding projection or stud, substantially as hereinafter more fully set forth.

In the accompanying drawings, A refers to a plate, there being two or more, applied to the body B. This plate is provided with an elongated slot, *b*, and a fixed or immovable jaw, B¹, and a movable or sliding jaw, B², with its securing-bolt *c* passing through the slot *b*, and through the bottom of the bed or body.

The plate A is bolted or secured to the body B, with its jaws embracing or clamping the bolster, as shown. The slot *b* in the plate A, with its securing-bolt, enables the accommodation of the body or bed iron to different widths of bolsters.

The movable or sliding jaw is provided upon its upper surface with a stud or projection, *d*, entering the slot *b* in the plate A, to enable the holding of the said jaw firmly in place, as against the movement of the bolster or body.

This device or bed-plate is exceedingly simple, inexpensive, and very desirable, it being adapted for attachment to bolsters of different widths.

In securing the plates in position, the movable jaws are adjusted to accommodate the width of the bolster, (the rear one,) and the said plates are then placed upon the bolster, with the fixed jaw resting against one side of the bolster, while the other or movable jaw is firmly adjusted against the opposite side of the bolster, and the whole is then bolted to the wagon-body. In practice, my plates are secured to the wagon-body so as to rest against the wagon-standards.

Having thus fully described my invention, I claim and desire to secure by Letters Patent—

1. A wagon body or bed iron consisting of the elongated slotted plate, having a fixed or immovable jaw and a sliding or movable jaw, and securing-bolts, substantially as and for the purpose set forth.

2. A wagon body or bed iron consisting of an elongated slotted plate, having a fixed and a movable jaw, provided with a holding stud or projection, entering the slot of the plate, and securing-bolts, substantially as and for the purpose specified.

In testimony that I claim the foregoing as my own I affix my signature in presence of two witnesses.

THOMAS A. FRAKES.

Witnesses:

S. P. McKENNAN,
S. A. TOMLINSON.