

C. H. DRAKE.  
Removable Book-Cover.

No. 213,404.

Patented Mar. 18, 1879.

Fig. 1.

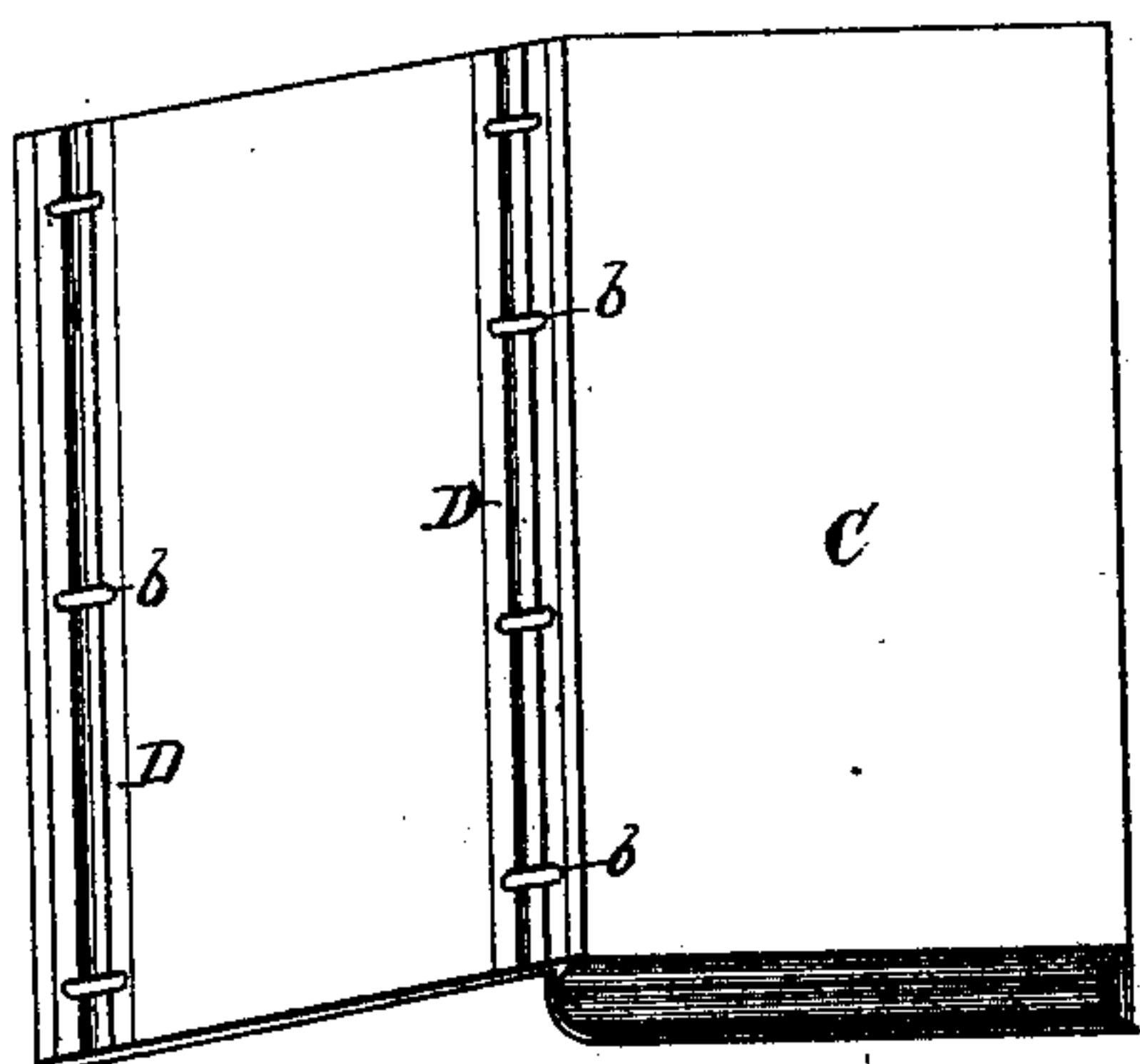


Fig. 2.

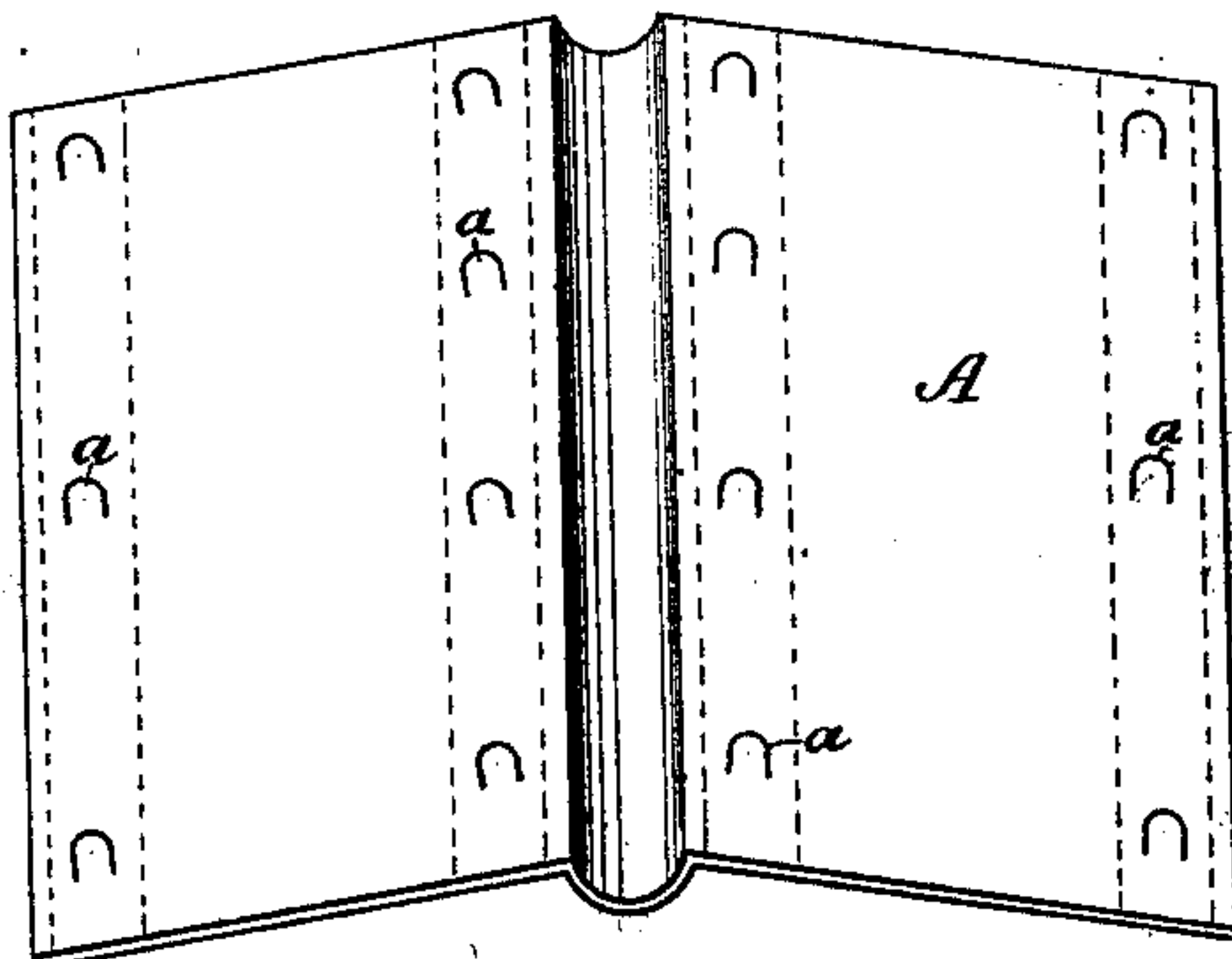


Fig. 3.

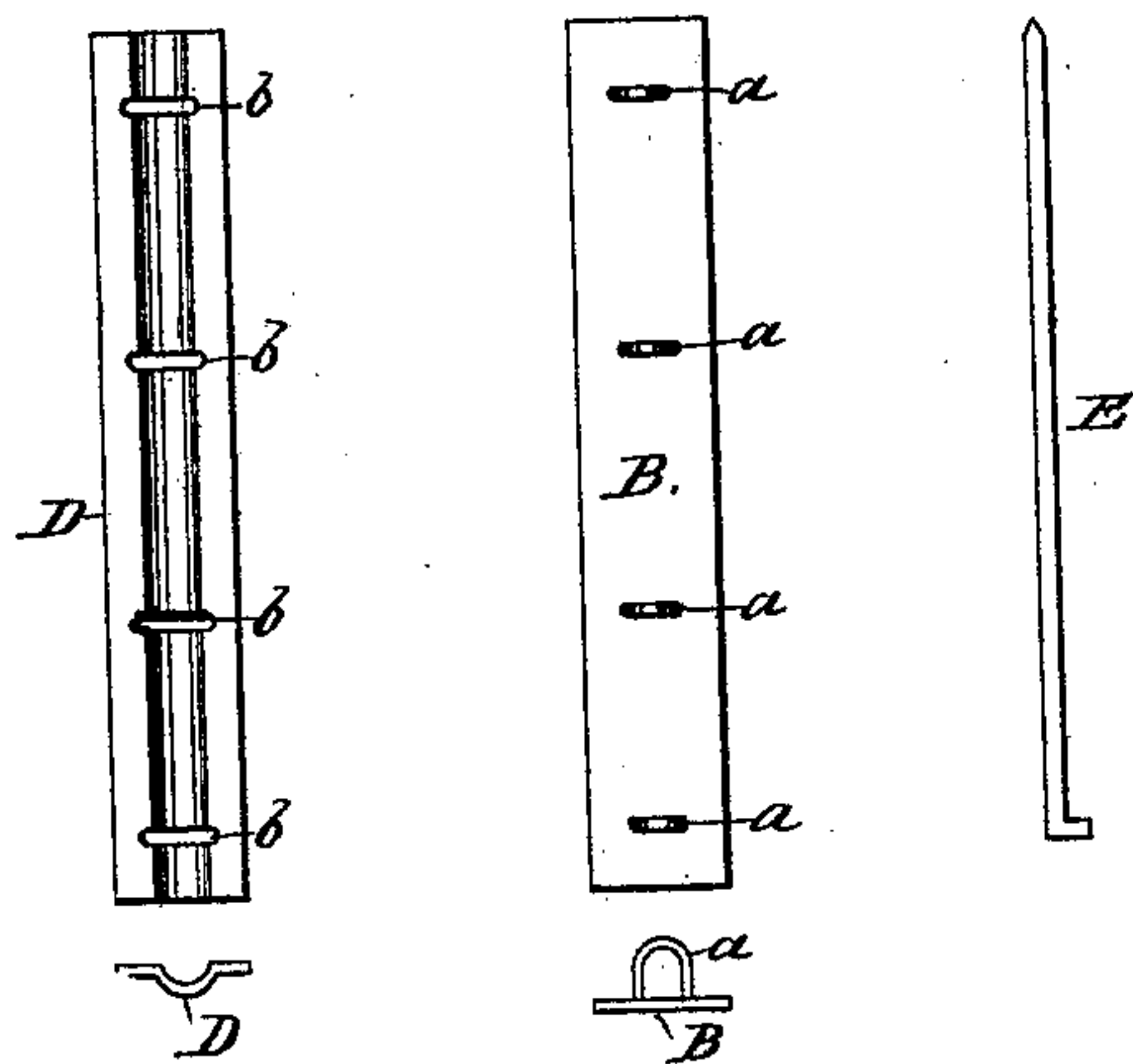
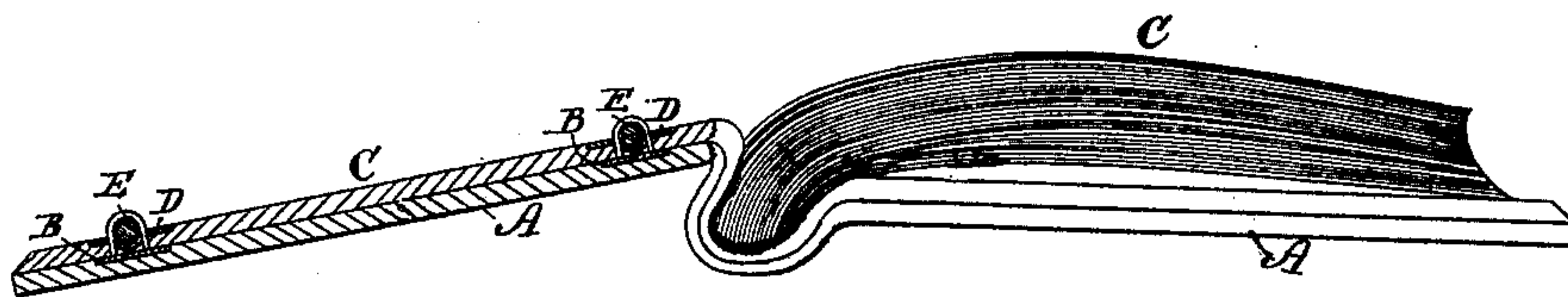


Fig. 4.



WITNESSES:

*W. W. Hollingsworth*  
*Edw. W. Byrnes*

INVENTOR:

*Charles H. Drake*

BY

*James T. G.*  
ATTORNEYS.

# UNITED STATES PATENT OFFICE.

CHARLES H. DRAKE, OF SHAMOKIN, PENNSYLVANIA, ASSIGNOR TO  
WILLIAM H. DOUTY, OF SAME PLACE.

## IMPROVEMENT IN REMOVABLE BOOK-COVERS.

Specification forming part of Letters Patent No. **213,404**, dated March 18, 1879; application filed  
August 8, 1878.

*To all whom it may concern:*

Be it known that I, CHARLES H. DRAKE, of Shamokin, in the county of Northumberland and State of Pennsylvania, have invented a new and Improved Removable Book-Cover; and I do hereby declare that the following is a full, clear, and exact description of the same, reference being had to the accompanying drawings, forming part of this specification, in which—

Figure 1 is a view of the contents or filling of the book with one of the outer leaves or sides thrown back. Fig. 2 is a view of the cover with both sides thrown back. Fig. 3 are details of the metal strips and rod for connecting the cover and filling. Fig. 4 is an edge view of the connected cover and filling, with one side in section.

My invention relates to certain improvements in removable book-covers of that class in which the back and sides may be together disconnected from the filling or contents, so that said contents may be removed and filed away, and a new set of pages or contents supplied to the old cover.

The improvement consists in providing the outer sides or stiff leaves of the cover with inwardly-projecting eyes or staples, and the sides of the removable contents with grooved metal strips having transverse slots adapted to receive said staples, so that when the outer covering is applied to the back and sides of the contents the staples project through the slots of the strips, and the outer covering is secured to the contents by a longitudinal rod running through the portion of the staples projecting through the sides of the filling or contents, as hereinafter more fully described.

In the drawings, A represents the outer cover, in the stiff sides of which are incorporated metal strips B, Fig. 3, having staples or eyes *a*. These strips are securely riveted to the sides of the cover, with the staples projecting inwardly, as shown in Fig. 2.

C represents the filling of pages or contents of the book, which is also provided with stiff sides, to which, upon the inside, are riveted metal strips D. These strips have a longitudinal groove in the middle, and are provided with short transverse slots *b*, adapted to receive the staples *a* of the outer cover.

Now, in applying the removable cover A it is fitted to the filling C so that the staples *a* of the cover register with and pass through the slots *b* in the strip attached to the filling, in which position the outer cover and filling of pages are securely locked by a rod, E, which is slid lengthwise into the groove of strip D, and through the projecting eyes or staples of the outer cover.

For removing the cover, all that is necessary is to slide the rod E out of the groove, and the parts are immediately separated.

Having thus described my invention, what I claim as new is—

A removable book-cover provided with inwardly-projecting staples or eyes *a*, in combination with the filling or contents, having attached to its outer sides the slotted strips D, together with a locking-rod, E, arranged to slide through the staples when projected through the slots of said strip, substantially as and for the purpose described.

CHARLES H. DRAKE.

Witnesses:

JAMES M. GASKINS,  
ISAAC GOLDSCHMIDT.