

C. H. DRAKE.
Removable Book-Cover.

No. 213,402.

Patented Mar. 18, 1879.

FIG. 1.

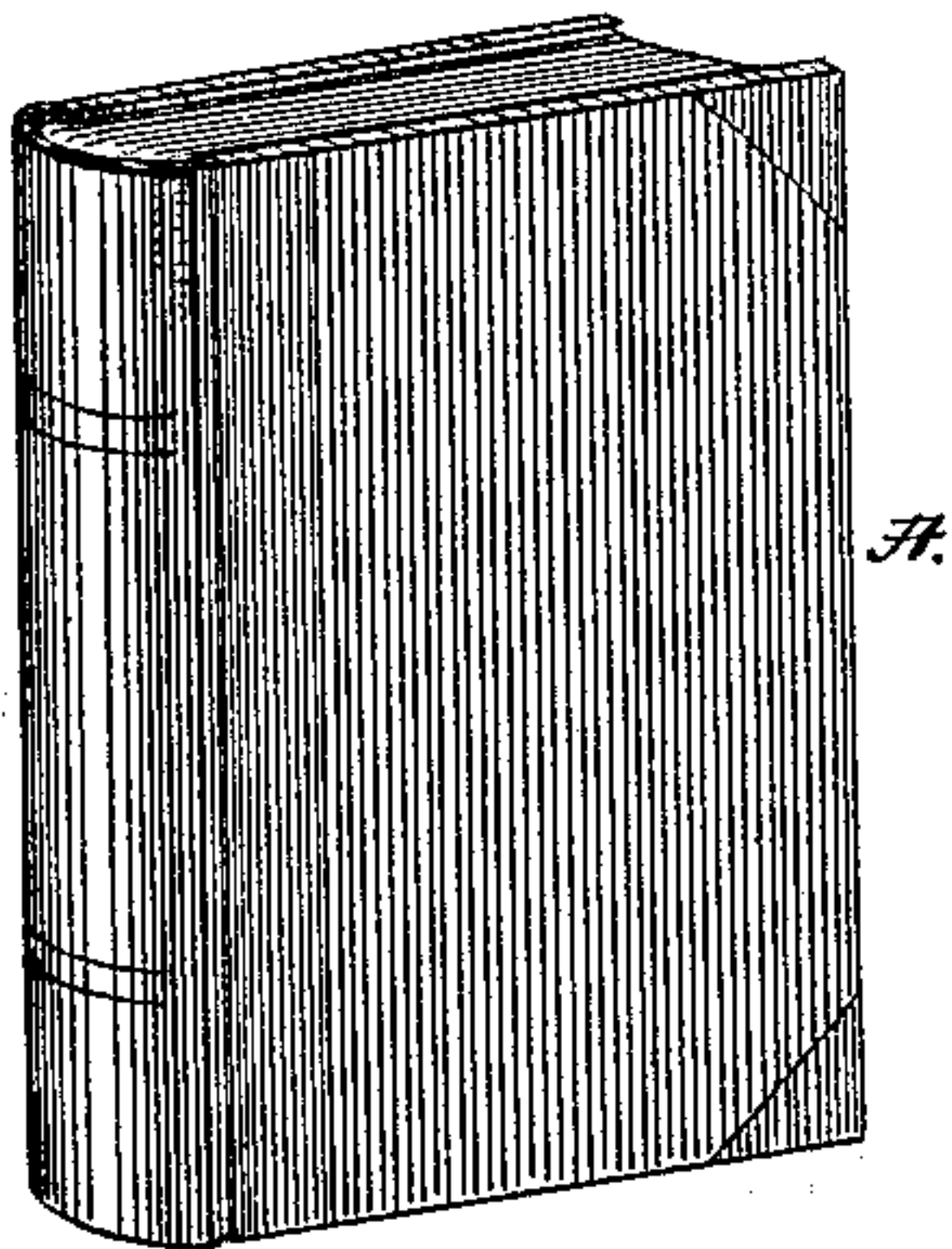


FIG. 2.

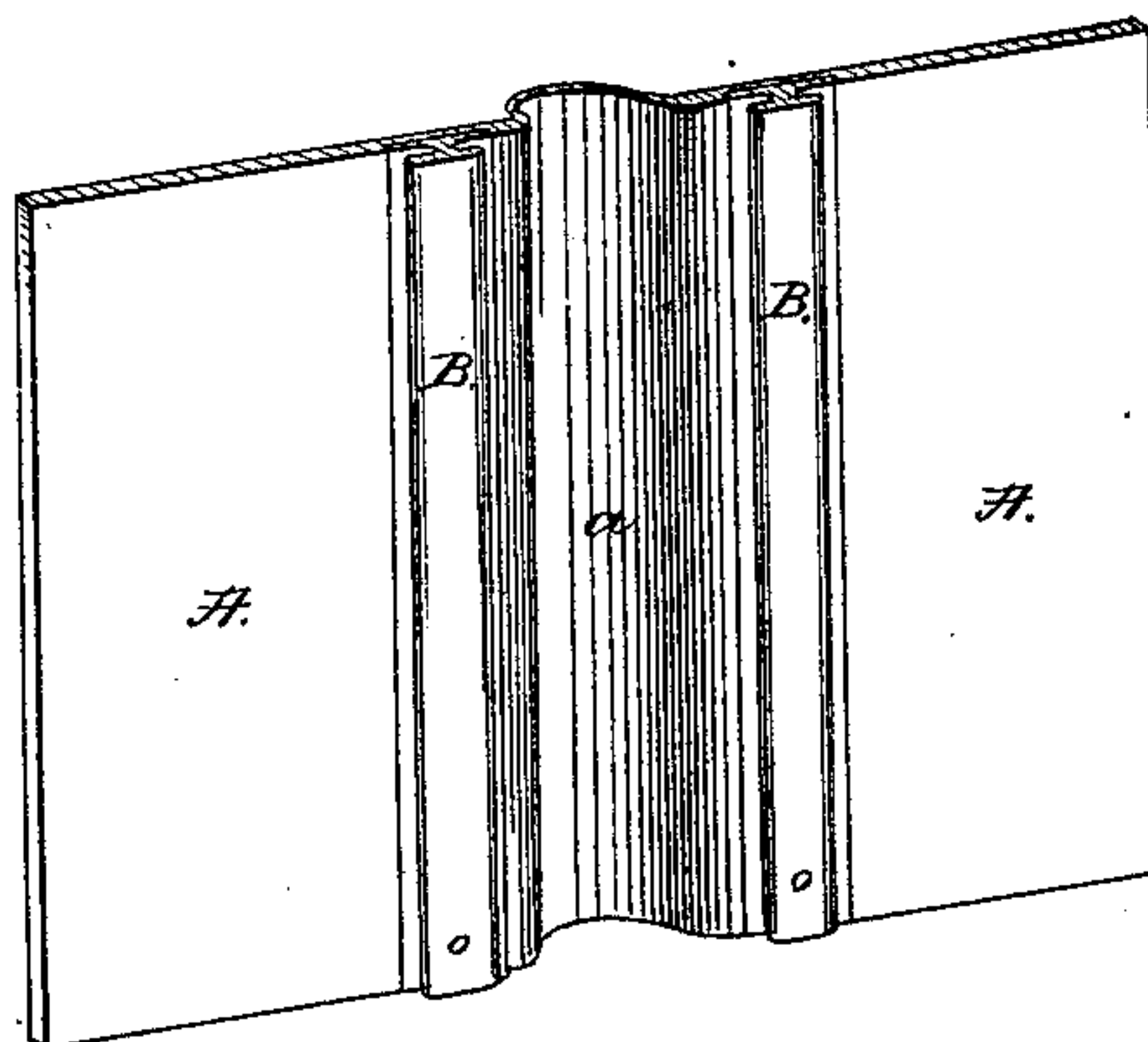


FIG. 3.

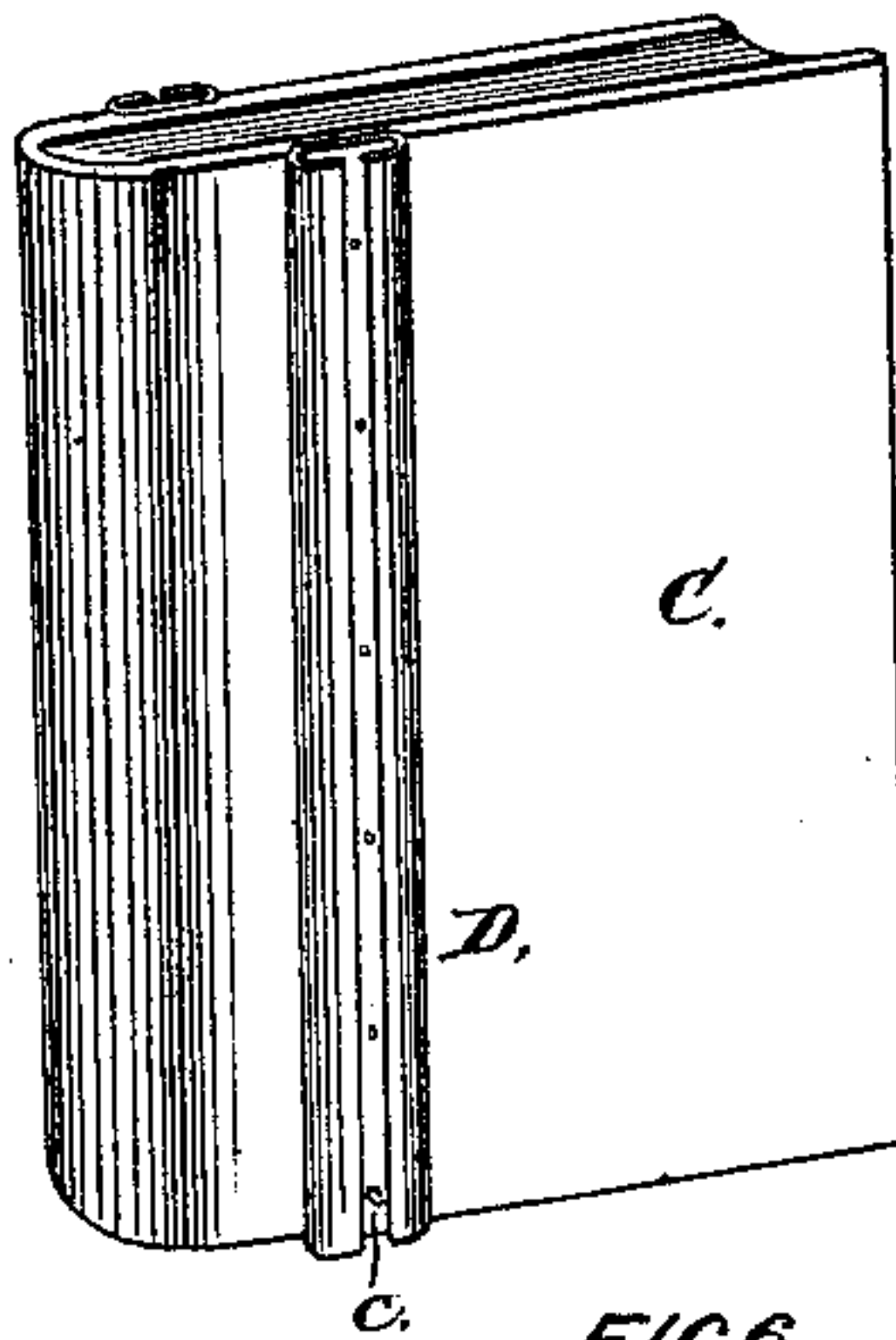


FIG. 4.



FIG. 5.

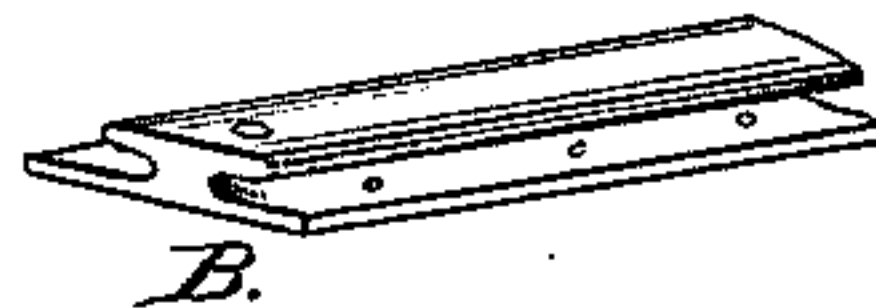


FIG. 6.

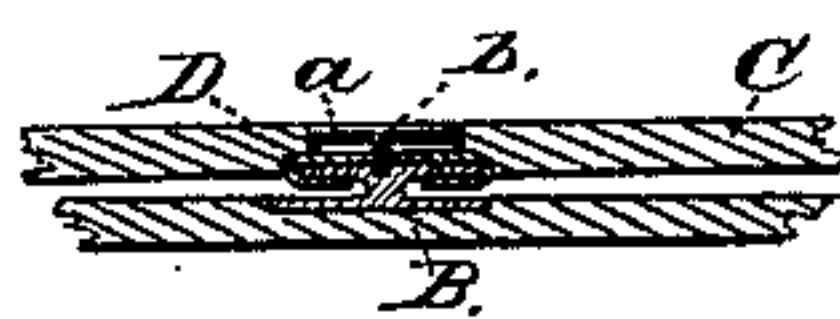
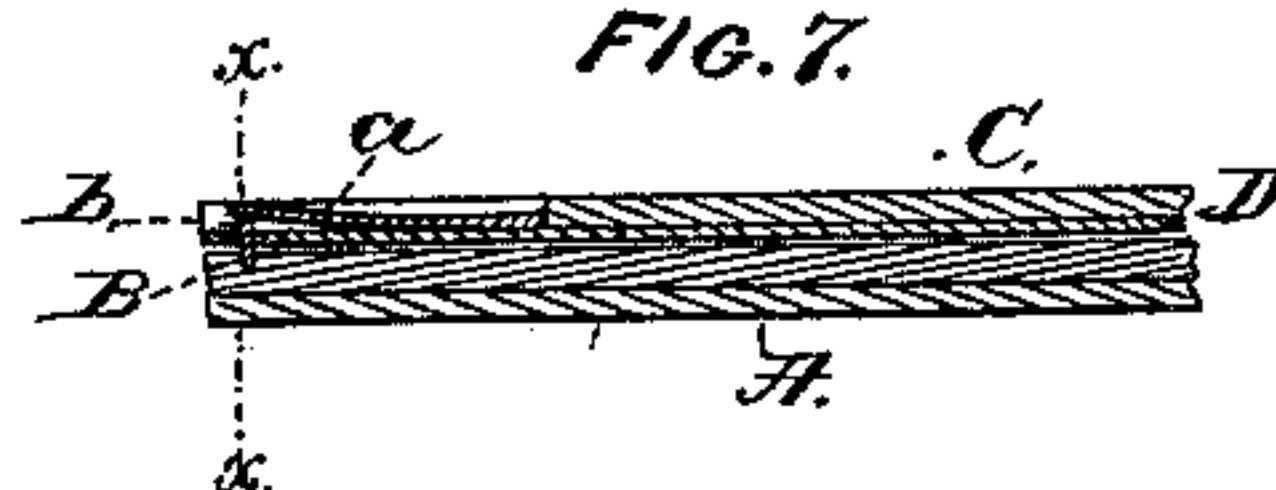


FIG. 7.



WITNESSES:

John F. E. Printkett,
Edw. W. Byrnes

INVENTOR:

Charles H. Drake.

BY

Rich. F. E.
ATTORNEYS.

UNITED STATES PATENT OFFICE.

CHARLES H. DRAKE, OF SHAMOKIN, PENNSYLVANIA, ASSIGNOR TO WILLIAM H. DOUTY, OF SAME PLACE.

IMPROVEMENT IN REMOVABLE BOOK-COVERS.

Specification forming part of Letters Patent No. **213,402**, dated March 18, 1879; application filed August 8, 1878.

To all whom it may concern:

Be it known that I, CHARLES H. DRAKE, of Shamokin, in the county of Northumberland and State of Pennsylvania, have invented a new and Improved Removable Book-Cover; and I do hereby declare that the following is a full, clear, and exact description of the same, reference being had to the accompanying drawing, forming part of this specification, in which—

Figure 1 is a perspective view of the book with the removable cover attached. Fig 2 is a perspective view of the cover opened. Fig. 3 is a perspective view of the outside of the filling or contents; Figs. 4 and 5, details of the strips D and B; Fig. 6, a cross-section through *x x*, Fig. 7; Fig. 7, a longitudinal section through the locking devices which fasten together the strips B and D.

My invention relates to an improvement in removable book-covers of that class in which the filling or contents of the book are capable of being removed and filed away, and the old cover provided with a new set of contents.

It consists in the peculiar construction and arrangement of dovetail or T-shaped metal strips arranged upon the cover, and correspondingly-grooved metal strips arranged upon the filling or contents, which receive the dovetail or T-shaped strip, a spring-seated stud being employed to lock the parts together, as hereinafter more fully described.

In the drawings, A represents the removable cover, consisting of the two stiff sides, flexibly connected in the middle by the back *a*. To the inside edges of this cover are securely attached the dovetail or T-shaped metal strips B.

C is the filling or contents of the book, upon the outer surface of the sides of which are attached grooved or flanged metal strips D, having a groove or opening adapted to receive by a longitudinal movement the T-shaped or dovetailed projection of strips B.

In applying the filling or contents to the cover A, the latter is folded, the contents C placed endwise to the same between sides of the cover, and the dovetailed or T-shaped pro-

jections of the metal strips B made to receive the correspondingly-grooved strips on the filling, which latter is forced longitudinally up between the sides of the cover to its place.

To retain the filling or contents within the cover against accidental displacement, I arrange upon the inside face of the stiff side of the filling (see Figs. 6 and 7) a flat spring, *a*, carrying a stud, *b*, which passes through a perforation, *c*, Fig. 4, in the grooved strip D, and which, when the cover and contents are adjusted to their places, enters a perforation, *c*, in the dovetail or T-shaped strip B to lock the parts securely together. To release the parts the spring is lifted and the stud withdrawn from engagement with the T-shaped strip.

In defining the scope of my invention with greater clearness, I would state that I am aware that sheet-music, newspapers, &c., have been tied to a slat, and the latter then slid into undercut grooves in a removable back; and I therefore only claim the combination of the cover and contents when the one is provided with the grooved strips and the other with the dovetail or T-shaped strips, located upon the sides of the cover and contents.

It is immaterial, however, as to the relative arrangement of these strips, as their location may be changed, the strip B being placed on the filling and the strip D on the cover.

Having thus described my invention, what I claim as new is—

1. The combination, with the removable cover A and the filling C, of the grooved or flanged strip D and the T-shaped or dovetail strip B, placed the one upon the sides of the cover, and the other upon the sides of the filling, substantially as and for the purpose set forth.

2. The locking device, consisting of spring *a* and attached stud *b*, in combination with the strips B and D, the cover A, and filling C, substantially as and for the purpose described.

CHARLES H. DRAKE.

Witnesses:

JAMES M. GASKINS,
ISAAC GOLDSCHMIDT.