

W. H. DOUTY & C. H. DRAKE.
Removable Book-Cover.

No. 213,401.

Patented Mar. 18, 1879.

Fig. 1

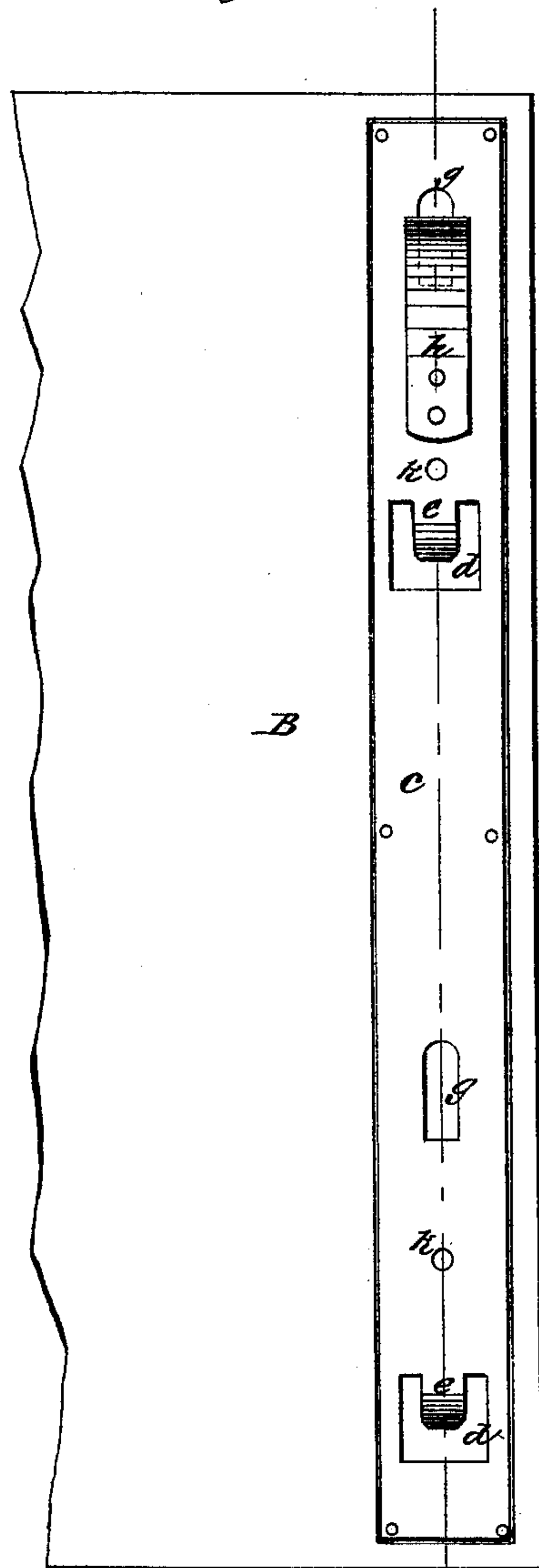


Fig. 2.

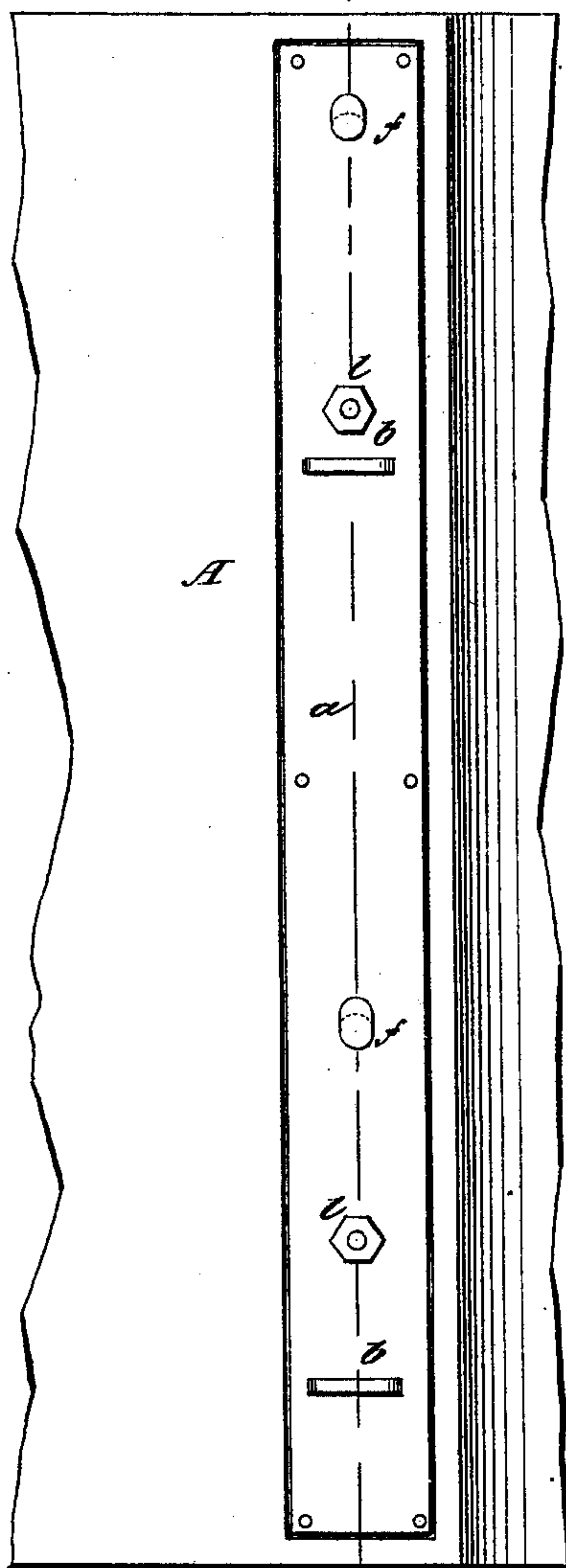
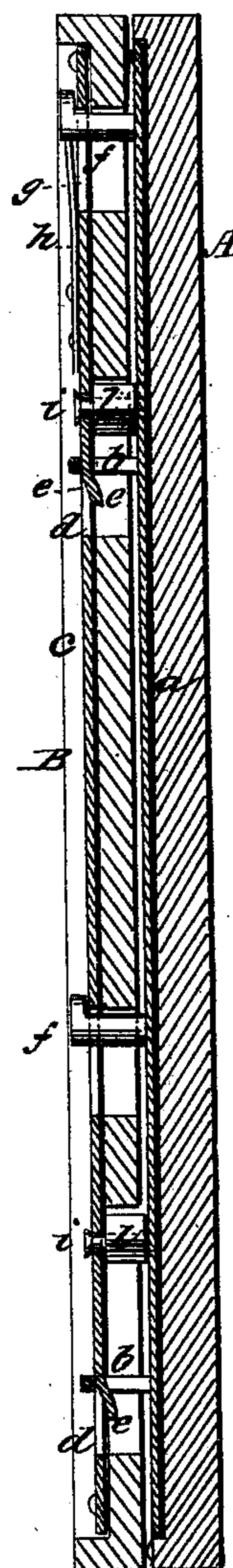


Fig. 3.



WITNESSES:

Francis McArdle.
C. Sedgwick

INVENTOR:

W. H. Douty
C. H. Drake
BY Mumford
ATTORNEYS.

UNITED STATES PATENT OFFICE.

WILLIAM H. DOUTY AND CHARLES H. DRAKE, OF SHAMOKIN, PENNSYLVANIA; SAID DRAKE ASSIGNOR TO SAID DOUTY.

IMPROVEMENT IN REMOVABLE BOOK-COVERS.

Specification forming part of Letters Patent No. **213,401**, dated March 18, 1879; application filed October 25, 1878.

To all whom it may concern:

Be it known that we, WILLIAM H. DOUTY and CHARLES H. DRAKE, of Shamokin, in the county of Northumberland and State of Pennsylvania, have invented a new and Improved Removable Book-Cover, of which the following is a specification:

Our invention relates to certain improvements in removable book-covers of the class in which the back and sides may be together disconnected from the filling or contents, so that the contents may be removed and filed away and a new set of pages or contents supplied to the old cover.

The invention consists in providing the stiff leaves of the cover with inwardly-projecting staples or studs, and the sides of the removable contents with slotted and tongued locking-strips, of metal, adapted to receive and hold the staples or studs of the covers, so as to hold the contents and cover together. The parts are locked securely by a screw, as hereinafter described.

In the accompanying drawings, Figure 1 represents a portion of the contents of a book, with the slotted locking-plate connected therewith. Fig. 2 shows a portion of the cover having the staples connected to it, and Fig. 3 is a section showing the two parts connected together.

Similar letters of reference indicate corresponding parts.

A represents the outer cover, in the stiff sides of which is incorporated or riveted a plate, *a*, that has projecting from it staples *b* on the inner side. B represents the filling of pages or contents of the book, which is provided with stiff sides, on one side of which is riveted a metal strip, *c*. This strip *c* is formed with slots *d*, corresponding in position to the staples *b* of the cover when the parts are together, which slots are cut in a shape to form a tongue, *e*.

In applying the cover A to the contents B, the staples *b* will pass through slots *d* of strip

c, and a slight endwise movement of the two parts in opposite directions will cause the tongues *e* to enter staples *b*, and the book and cover will be connected.

Instead of staples *b*, slots *d*, and tongues *e*, we sometimes provide the plate *a* with L-shaped studs *f*, and the plate *c* with longitudinal slots *g*, which act in a similar manner and upon the same principle of a tongue and eye for holding the said plates together.

To retain the book-cover and contents together and prevent their accidental separation, small screws *i* are inserted through holes *k* in strip *c*, and enter screw-threaded holes in the projection *l* on the strip *a*.

Instead of the screws, a flat spring, *h*, can be attached to the strip *c* in such position that its free end will spring down behind the staple *b* or stud *f* when the parts are in place; but we do not claim such means of fastening—to wit, the spring.

It is to be understood that the relative position of the tongues and eyes may be reversed, if desired, the eyes being upon the filling and the locking-strip on the cover.

Having thus described our invention, we claim as new and desire to secure by Letters Patent—

1. The combination of the plate *a*, attached to cover A and provided with staples *b*, and the plate *c*, attached to filling B, and provided with the slots *d* and tongues *e*, substantially as and for the purpose described.

2. The combination of plate *c*, provided with the holes *k*, and the plate *a*, having the screw-threaded projections *l* and the screws *i*, for preventing the accidental separation of the said plates, substantially as described.

WILLIAM H. DOUTY.
CHARLES H. DRAKE.

Witnesses:

THOS. N. HELM,
ISAAC GOLDSCHMIDT.