

J. E. REEVES.
Rest for Carriage-Bows.

No. 213,248.

Patented Mar. 11, 1879.

Fig. 1.

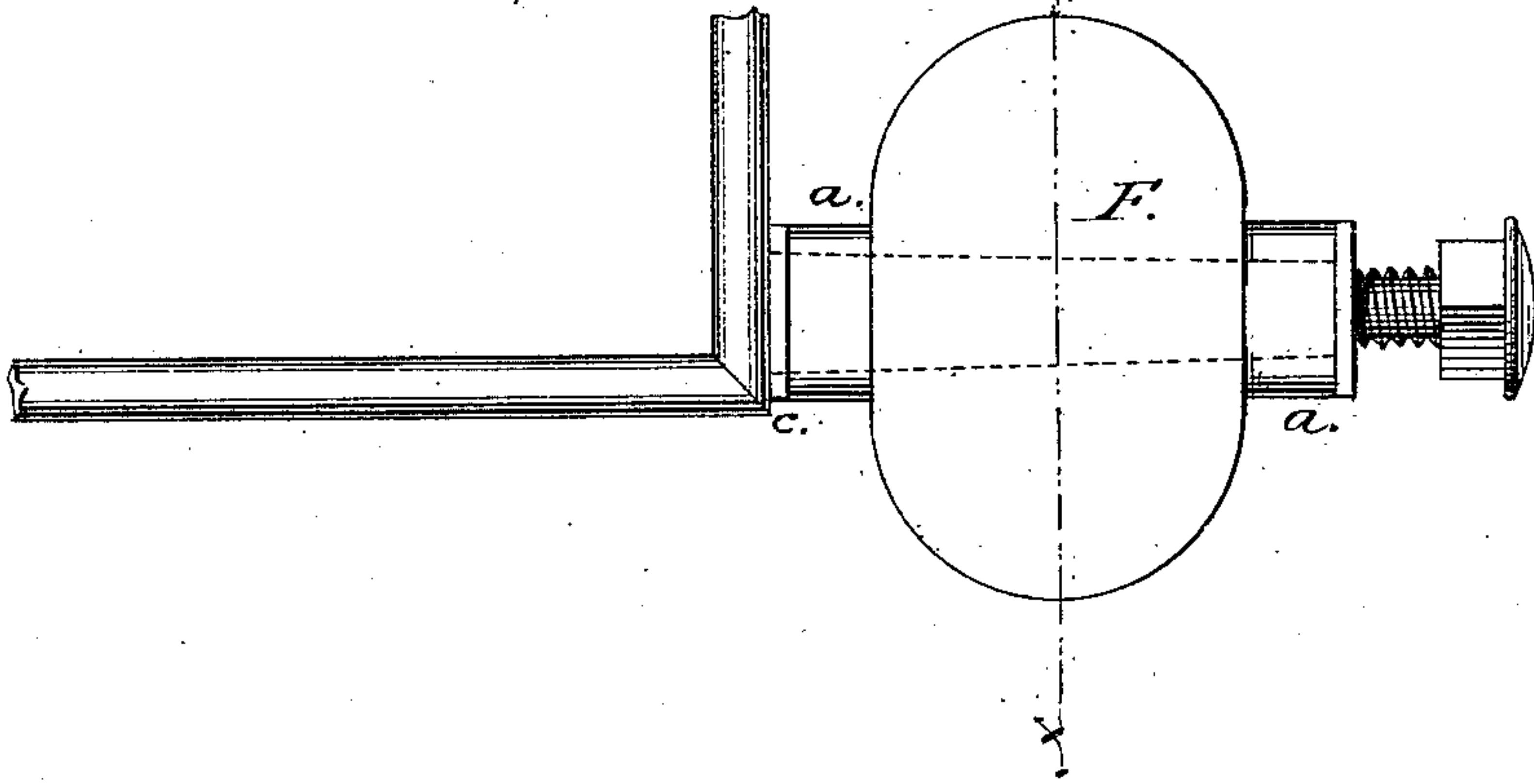


Fig. 2.

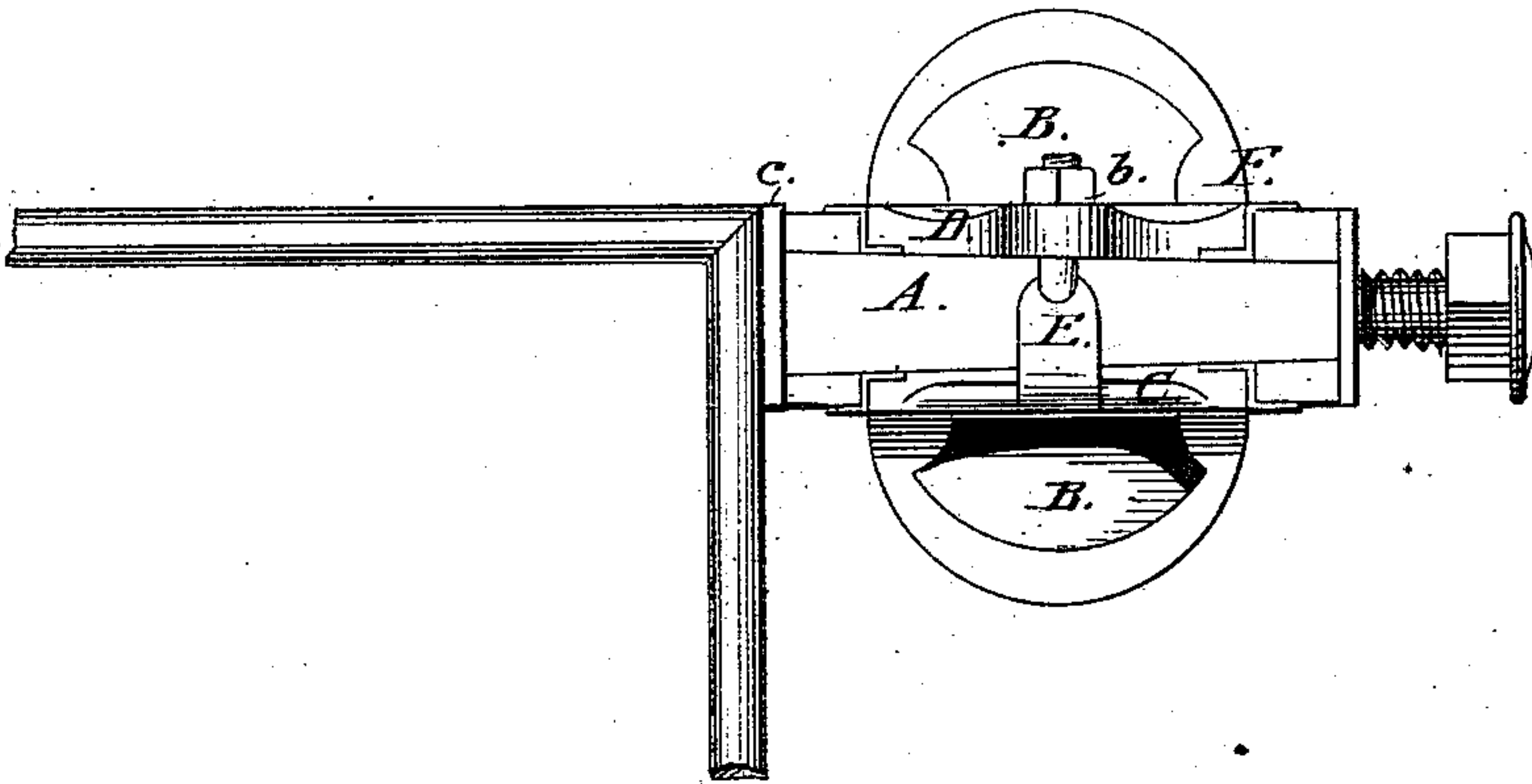
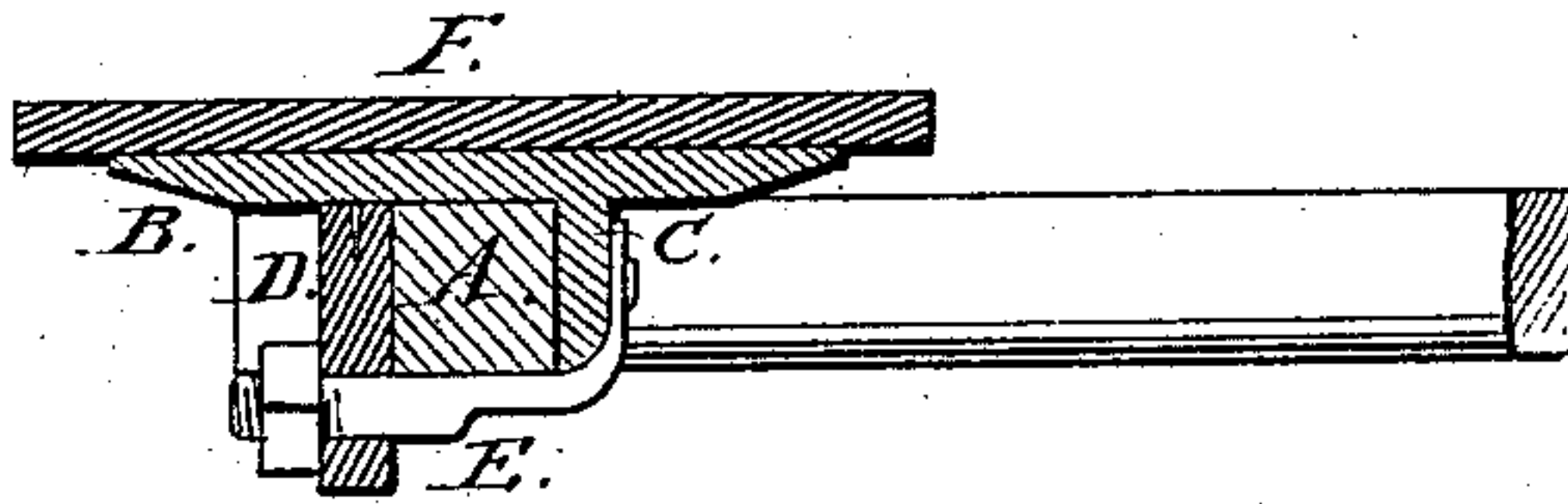


Fig. 3.



Witnesses:
Elmer Myers
N. J. Willis.

Inventor:
James E. Reeves
Parker H. Sweet Jr. & Co.
Attorneys.

UNITED STATES PATENT OFFICE.

JAMES E. REEVES, OF ST. JOSEPH, MISSOURI.

IMPROVEMENT IN RESTS FOR CARRIAGE-BOWS.

Specification forming part of Letters Patent No. **213,248**, dated March 11, 1879; application filed December 9, 1878.

To all whom it may concern:

Be it known that I, JAMES E. REEVES, of St. Joseph, in the county of Buchanan and State of Missouri, have invented certain new and useful Improvements in Sole-Leather Fender-Rests for Bows to Vehicle or Buggy Tops; and I do hereby declare that the following is a full, clear, and exact description of the invention, which will enable others skilled in the art to which it appertains to make and use the same, reference being had to the accompanying drawings, and to letters of reference marked thereon, which form a part of this specification.

My invention is an improvement in rests for the bows of vehicle-tops.

It consists of a fender or cushion placed on the bearing-arm of a vehicle-top, which device is secured to said arm by side plates clamped to said arm, to form a rest and support for a metal plate, upon which said fender directly bears, as it forms a broad cushioned support or bearing for the bows when suddenly falling or thrown down from an upright position.

In my drawings, Figure 1 is a plan or top view of my fender. Fig. 2 is a bottom view of same, showing the manner of securing the fender-support to the arm. Fig. 3 is a transverse section of same.

Similar reference-letters indicate like parts in all of the figures.

Referring to drawings, A is the arm, such as is usually attached by welding to the rail of a vehicle. The end of this arm is provided with screw-threads to receive a nut, as shown, to secure the braces or joints which hold the top in position.

B is a metal plate, which rests on the arm A, and, extending laterally from said arm, forms a bracket-support for the fender.

On the side of the arm A are side plates, C D, intended, together with the bolt-clip E, to keep the plate B, forming a support to the fender, in position. The plate C is firmly secured to the metal plate B, and to said side plate is riveted the clip E. The plate D is usually formed independently of the plate B,

but is secured over dowel-pins projecting from said plate B. Plate D is provided with a lug, with a hole in it to receive the bolt end of the clip E. The clip E, being riveted to plate C, extends downward, is bent at right angles under the arm A, and terminates with the screw-bolt, as shown.

The side plates, C D, have their ends rabbeted, as shown, for a purpose hereinafter to be mentioned.

F is the fender, formed of elastic or yielding material, which is about the width and more than the length of the plate B. This fender or cushion rests and is secured by countersunk rivets or otherwise to the plate B, and has lips *a a*, which, when the fender is in place, extend down on either side of the arm A, being held closely in place by the rabbeted ends of the side plates, C D, when said plates are clamped to the arm A by the nut *b* of the clip E. The lips *a a* assist in holding the fender F in place.

A washer, *c*, may be used between the rail of the vehicle and the lips of the fender, if necessary.

The dimensions of the fender are not definite, but vary to suit the arms of the vehicles to which they are to be applied.

My fender is preferably made of leather, although other yielding material may be used in the manner specified.

Having thus described my invention, what I claim as new, and desire to secure by Letters Patent, is—

1. The fender F, in combination with the metal plate B and arm A, as and for the purpose set forth.

2. The fender F, provided with lips *a a*, in combination with metal plate B, side plates, C D, bolt-clip E, and arm A, all arranged as and for the purpose set forth.

In testimony that I claim the foregoing as my own I affix my signature in presence of two witnesses.

JAMES E. REEVES.

Witnesses:

VINTON PIKE,
JOHN O. BARADA.