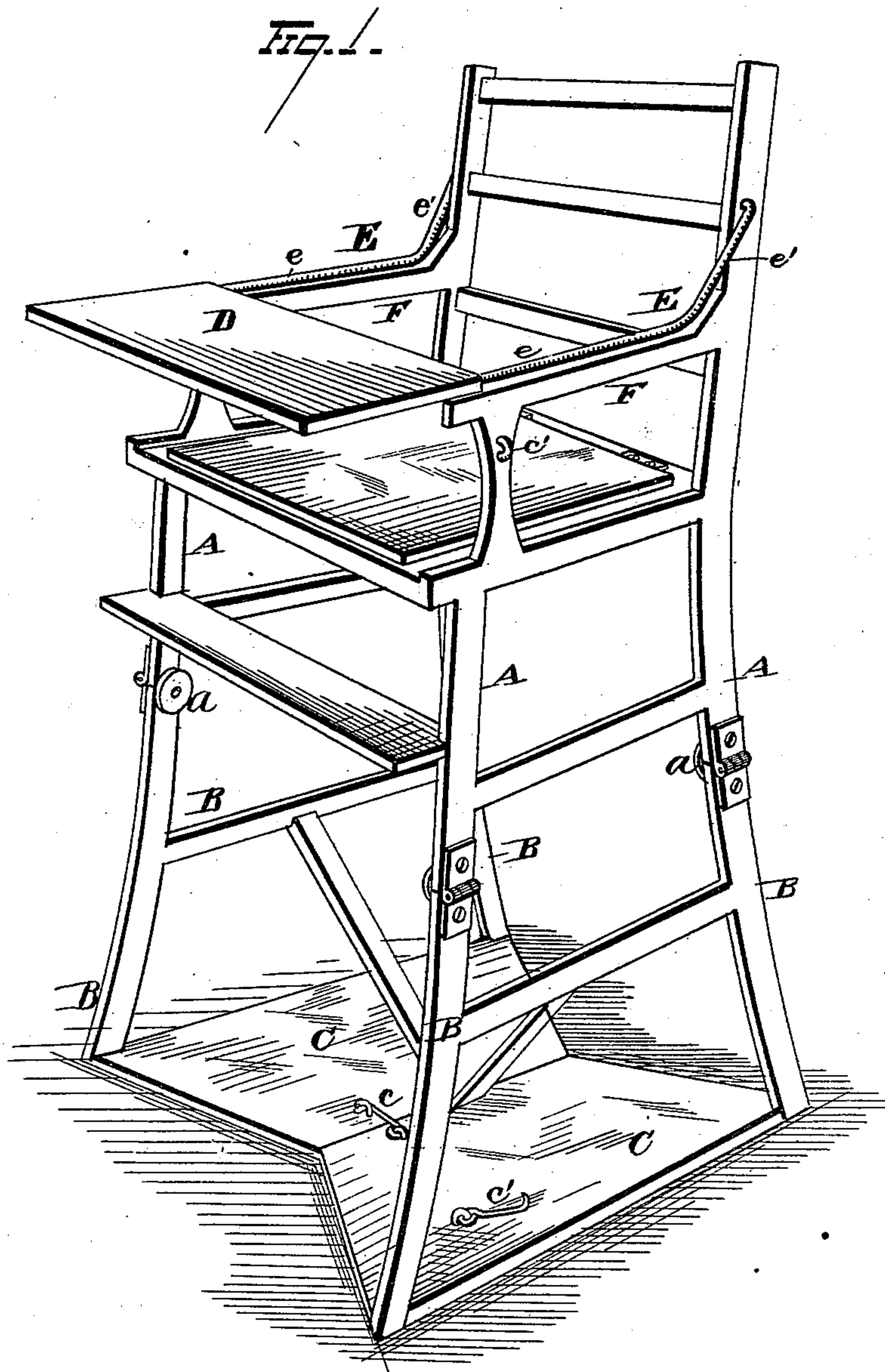


W. E. HARRISON.
Nursery-Chair.

No. 213,108.

Patented Mar. 11, 1879.



WITNESSES

E. J. Nottingham
J. Dudley Seymour

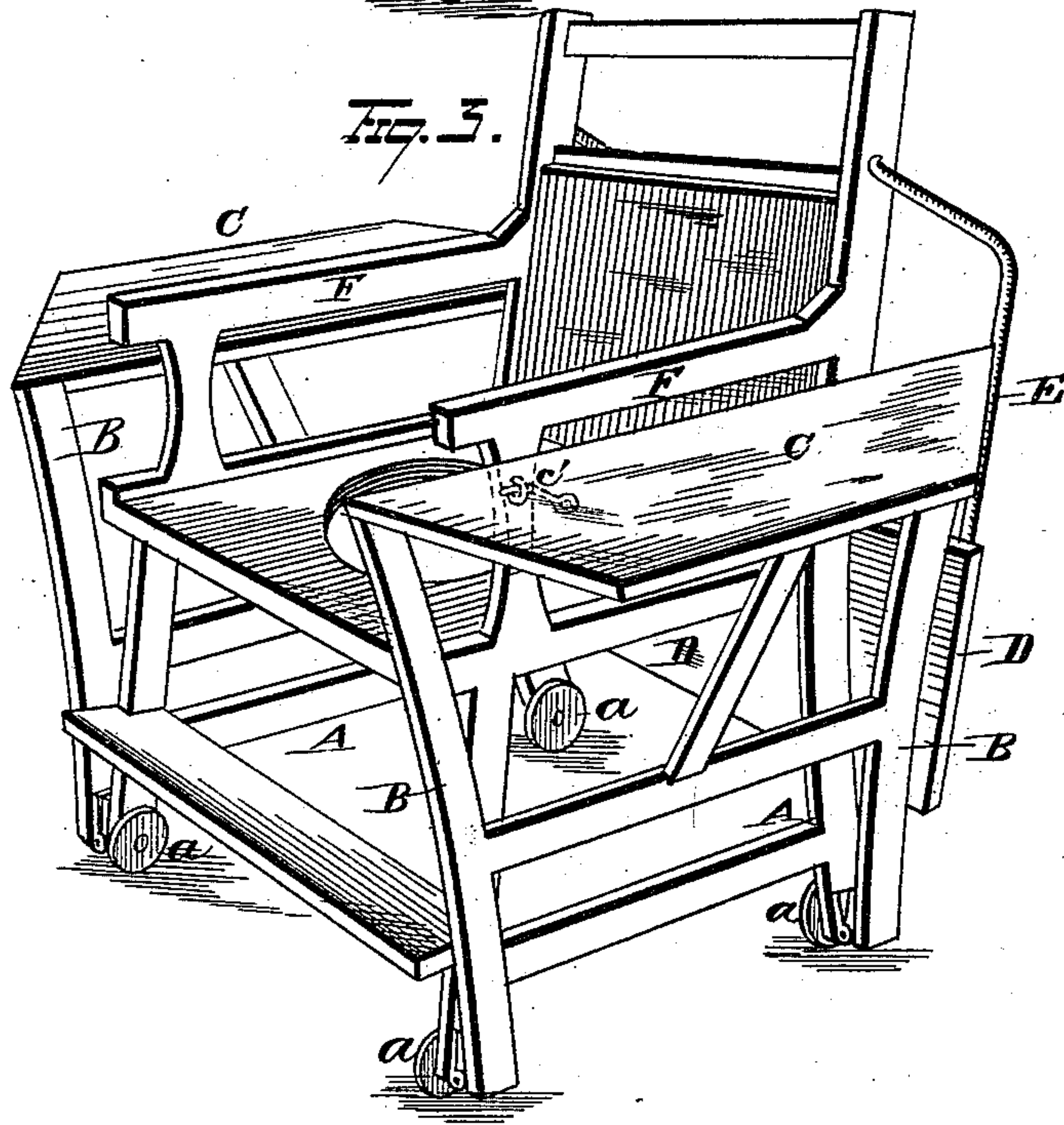
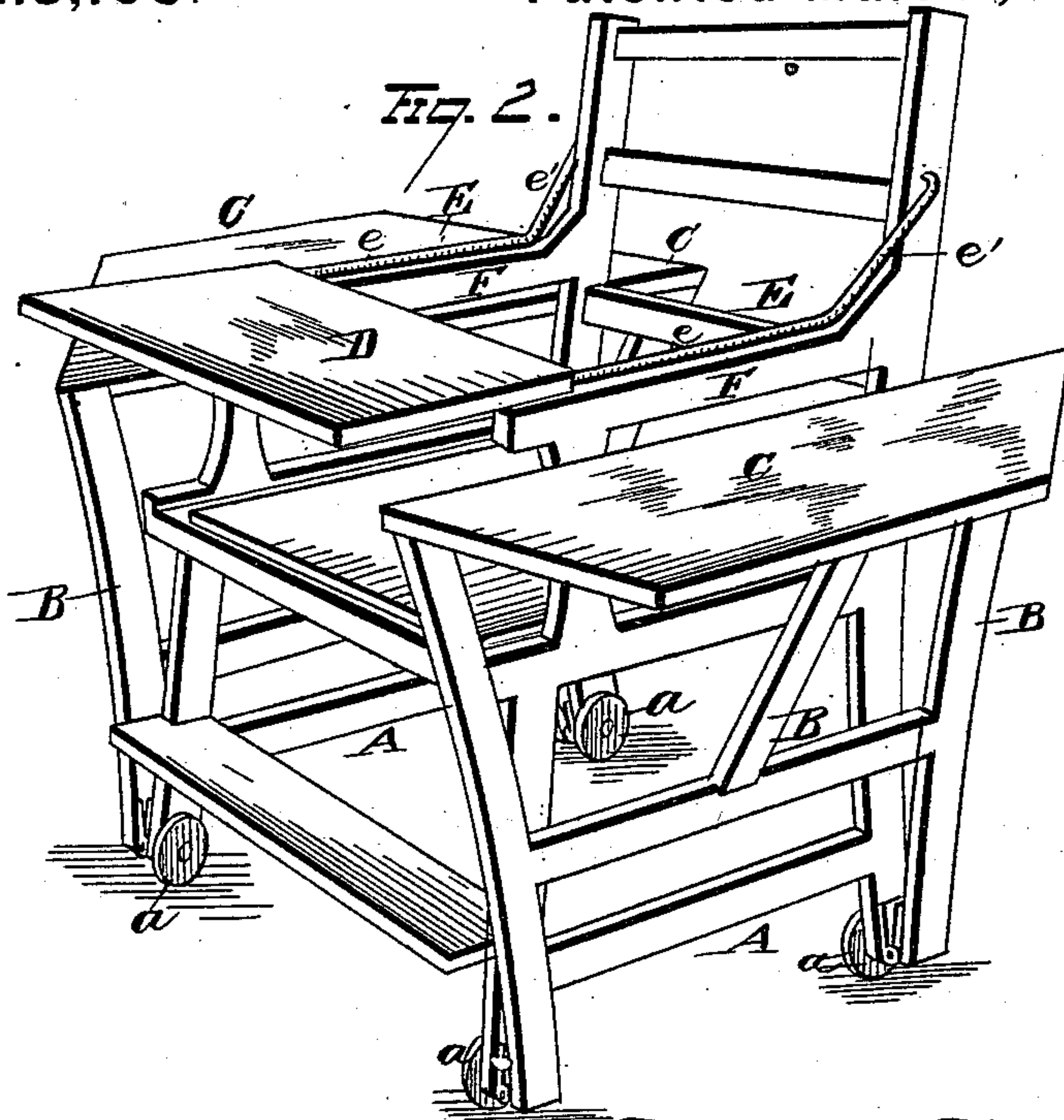
INVENTOR

Wm E Harrison
By H A Seymour
ATTORNEY

W. E. HARRISON.
Nursery-Chair.

No. 213,108.

Patented Mar. 11, 1879.



WITNESSES

E. J. Nottingham
Geo. D. Seymour.

INVENTOR

Wm. E. Harrison.
By H. A. Seymour,
ATTORNEY

UNITED STATES PATENT OFFICE.

WILLIAM E. HARRISON, OF FORT MADISON, IOWA.

IMPROVEMENT IN NURSERY-CHAIRS.

Specification forming part of Letters Patent No. **213,108**, dated March 11, 1879; application filed November 14, 1878.

To all whom it may concern:

Be it known that I, WILLIAM E. HARRISON, of Fort Madison, in the county of Lee and State of Iowa, have invented certain new and useful Improvements in Chairs; and I do hereby declare the following to be a full, clear, and exact description of the invention, such as will enable others skilled in the art to which it pertains to make and use it, reference being had to the accompanying drawings, which form part of this specification.

My invention relates more especially to that class of chairs known as "combination child's chairs," and is designed to provide such an improved construction of the same, as will permit the adjustable parts thereof to be readily adapted to the several uses required of them.

The invention consists, first, in the combination, with the adjustable section of each leg of a child's chair, of a flat piece secured to the free end thereof, said piece being adapted to provide firm bearing for the chair when the latter is used as a high chair, and also to serve as a side table or arm-rest when the chair is folded into a low chair, substantially as set forth; second, in the combination, with the adjustable sections of the respective legs of a child's chair, of flat bearing-pieces secured to the free ends thereof, said bearing-pieces extending inwardly beneath the chair-seat, and provided with mechanism adapted to lock the two together.

Referring to the drawings, Figure 1 is a view in perspective of a chair made according to my invention, the same being represented ready for use as a high chair. Fig. 2 is a similar view of the chair represented ready for use as a low chair. Fig. 3 represents the chair with the front table swung back and the hinged cover to the privy-seat raised.

The sectional legs of the chair consist, each, of an upper fixed section, A, secured to the chair-seat, and a lower adjustable section, B, which is hinged in any suitable manner to the lower extremity of said fixed section. These adjustable sections are adapted to fold outwardly up against the sides of the fixed sections with which they are respectively con-

nected, such adjustment changing the chair from a high to a low chair.

The lower extremities of the fixed sections are provided with rollers *a*, adapted to serve as rolling bearings for the chair when used as a low chair. These rollers are secured to the inner side of the respective fixed sections, so as not to interfere with the folding adjustment of the lower sections, which takes place against the outer side of said upper fixed sections.

The free extremities of the lower sections are respectively provided with flat pieces C, adapted to provide firm bearing for the chair when the latter is used as a high chair. They extend inwardly beneath the chair-seat, and are provided with locking mechanism *c* of any suitable character adapted to detachably secure them together. These flat pieces serve a further purpose, in that, when the chair is used as a low chair, said pieces C are adapted to act as side tables or arm-rests. They are secured in position in such case by suitable locking mechanism *c'*.

The front table D is adapted to be swung clear of the head of the child while the latter is in the chair, and to be turned back, as may be desired.

The means for accomplishing this result consist of the angular supporting-arms E, which preferably are made as metallic rods, though other suitable material or form may be substituted therefor. Each of said angular supporting-arms consists of a main horizontal portion, *e*, which is adapted to rest upon the corresponding chair-arm F when the table is in use, and a rearward-inclined portion, *e'*, which is pivoted to the chair-back at a point thereon, in horizontal plane well above said table. This construction permits the table to be moved as described.

The chair is made with a privy-seat, F, and a hinged cover, which latter is adapted to be turned up against the back of the chair when the privy-seat is in use without disconnecting or removing it from the chair.

Having fully described my invention, what I claim as new, and desire to secure by Letters Patent, is—

1. In a child's chair having sectional legs,

the combination, with the adjustable section of each leg, of a flat piece secured to the free end thereof, said piece being adapted to provide firm bearing for the chair when the latter is used as a high chair, and also to serve as side tables or arm-rests when the chair is folded into a low chair, substantially as set forth.

2. In a child's chair, the combination, with the adjustable sections of the respective legs, of flat bearing-pieces secured to the free ends

thereof, said bearing-pieces extending inwardly beneath the chair-seat, and provided with mechanism adapted to lock the two together, substantially as set forth.

In testimony that I claim the foregoing I have hereunto set my hand this 6th day of November, 1878.

WM. E. HARRISON.

Witnesses:

E. C. McMILLAN,
W. C. GUNN.