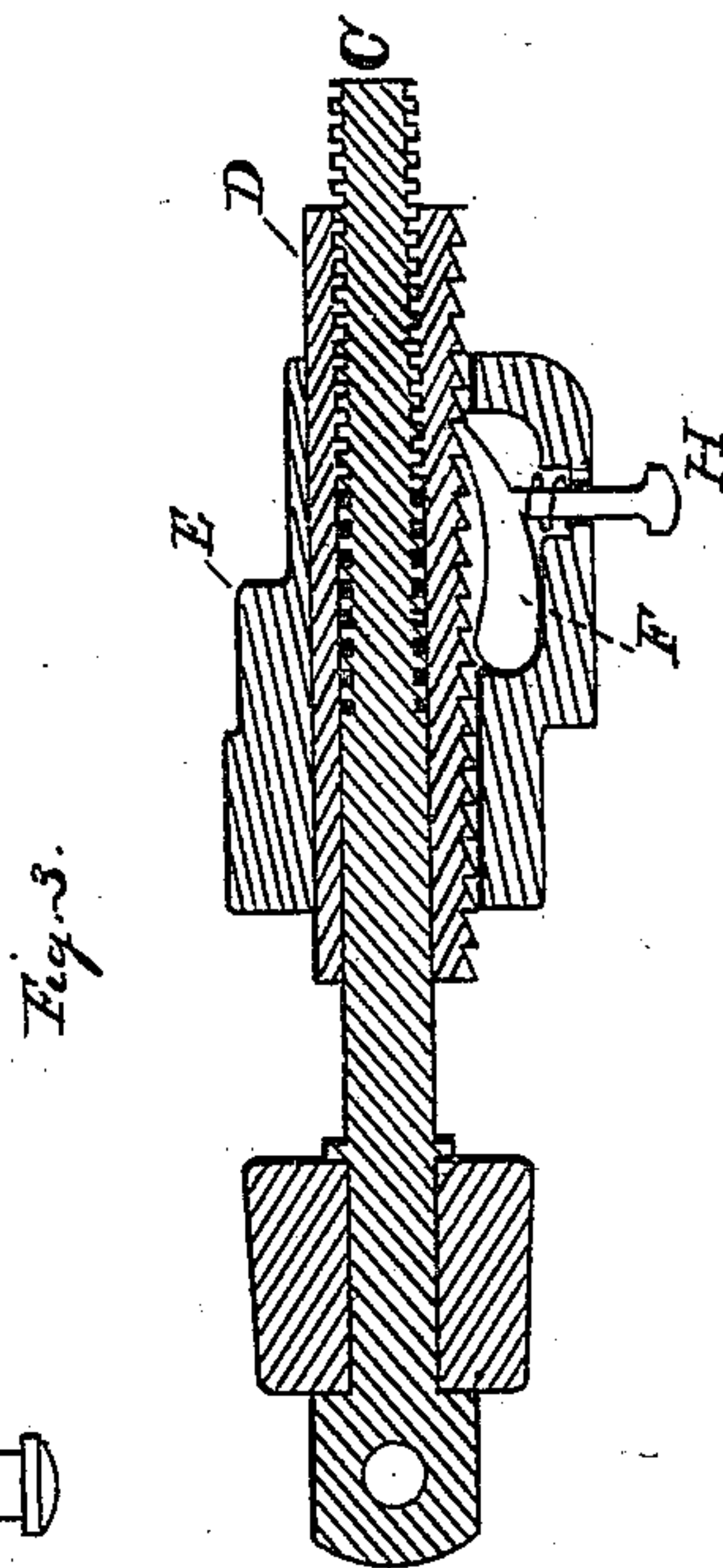
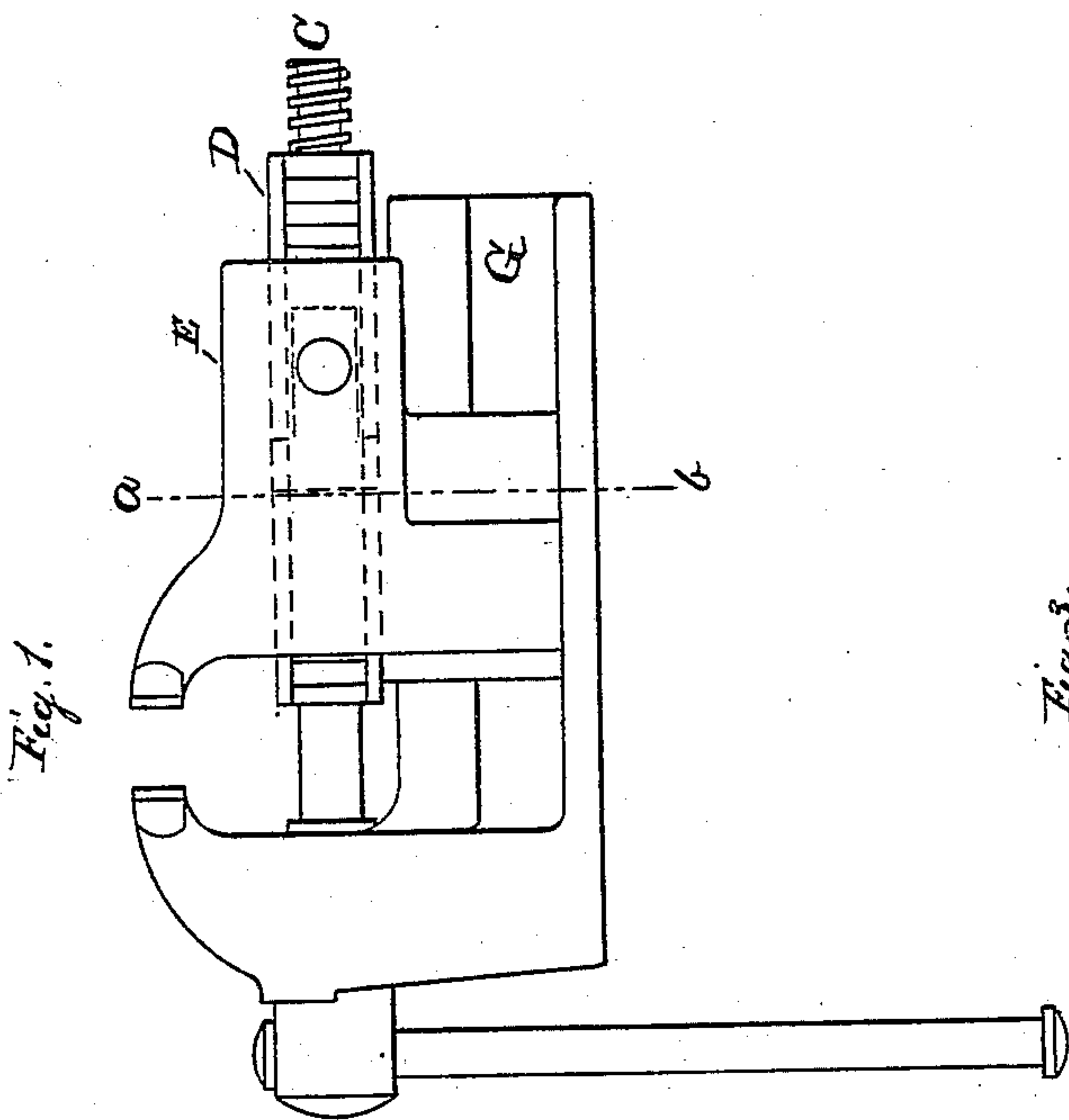
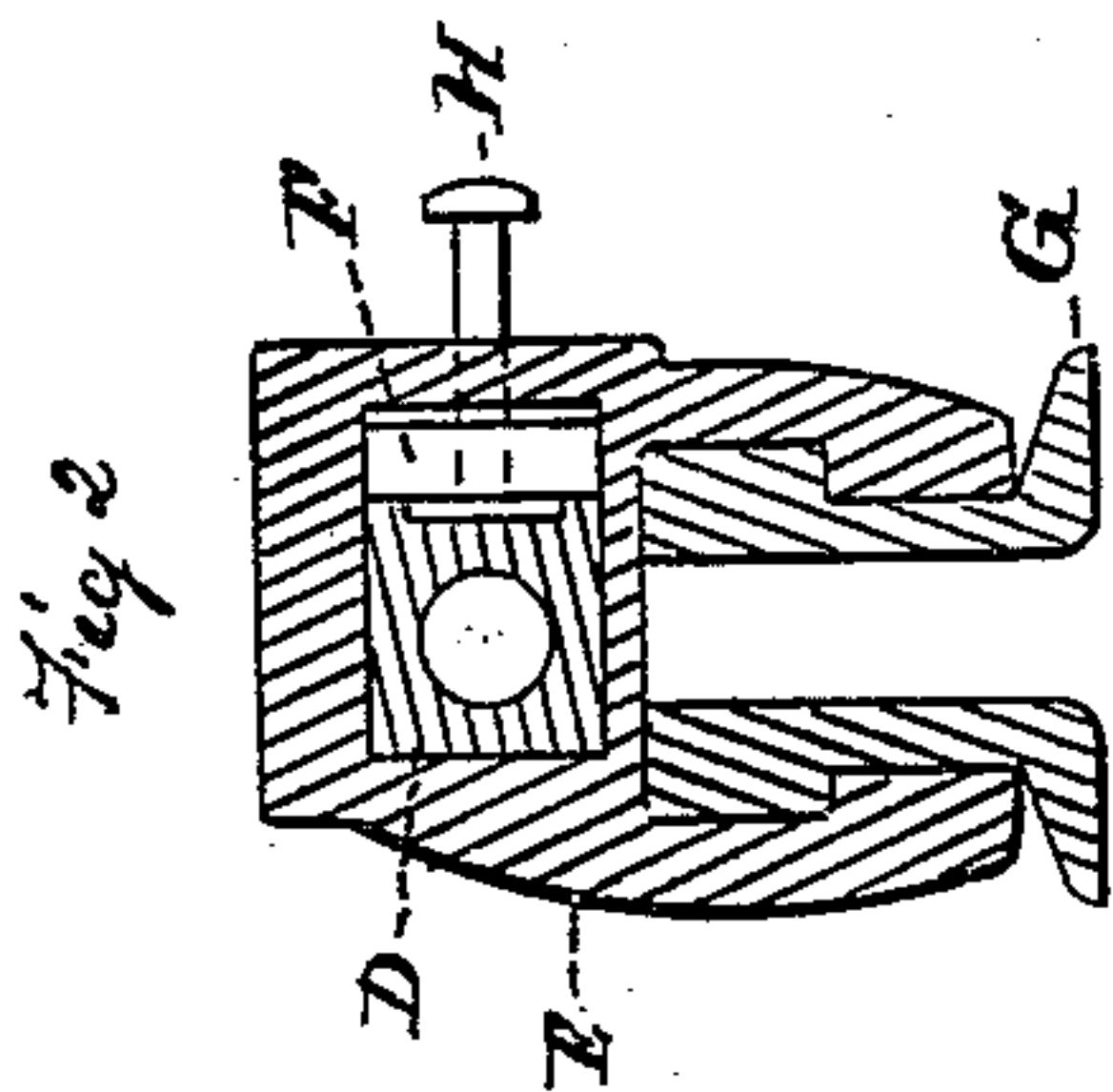


B. W. STOREY
Vises.

No. 213,077.

Patented Mar. 11, 1879.



Witnesses;
E. E. Burns.
J. J. White.

Inventor
B. W. Storey.

UNITED STATES PATENT OFFICE.

BRADFORD W. STOREY, OF SMITHVILLE, NEW JERSEY, ASSIGNOR TO H. B. SMITH MACHINE COMPANY, OF SAME PLACE.

IMPROVEMENT IN VISES.

Specification forming part of Letters Patent No. **213,077**, dated March 11, 1879; application filed August 19, 1878.

To all whom it may concern:

Be it known that I, BRADFORD W. STOREY, of Smithville, in the county of Burlington and State of New Jersey, have invented a new and useful Improvement in Vises, of which the following is a specification:

The invention relates to means for quickly adjusting the jaws of vises for clamping objects of any required size.

The invention consists of the arrangement of a nut of suitable length, with sleeve or shield combined therewith independent of the jaws of the vise.

It also consists in means of connecting one of the jaws with the nut while in the act of clamping; and it finally consists in the particular construction and arrangement of the vise.

In the accompanying drawings, in which similar letters of reference indicate like parts, Figure 1 is a side elevation. Fig. 2 is a vertical section through the line *a b*, and Fig. 3 is a horizontal section through the center of the screw.

A nut, D, of suitable length, combined with sleeve, is fitted to the screw C, and is independent of the jaw E, which slides freely back and forth over it, the combined nut and sleeve being so shaped that they cannot rotate in the jaw. The pawl F is attached to

the jaw E, and engages with teeth or corrugations on the combined nut and sleeve. The pawl is operated by the handle H.

The operation of the device is as follows: When it is desired to make much change in the position of the jaws the pawl F is disengaged from the nut, whereupon the jaw E may be freely moved by hand to any desired point on the beam G. The pawl is then released, and, becoming engaged with the nut, forms a rigid connection between the jaw and nut, so that upon rotating the screw the jaws are brought together for clamping as forcibly as in ordinary vises.

It is evident that the nut may be corrugated on more than one side, or more than one catch may be used to connect the nut and jaw, or the connection may be made with the front as well as the rear jaw, without essentially changing the device.

What I claim is—

The combination of the combined externally-corrugated sleeve and vise-nut D with pawl F and handle H, substantially as shown and described.

BRADFORD W. STOREY.

Witnesses:

E. F. BURNS,
J. J. WHITE.