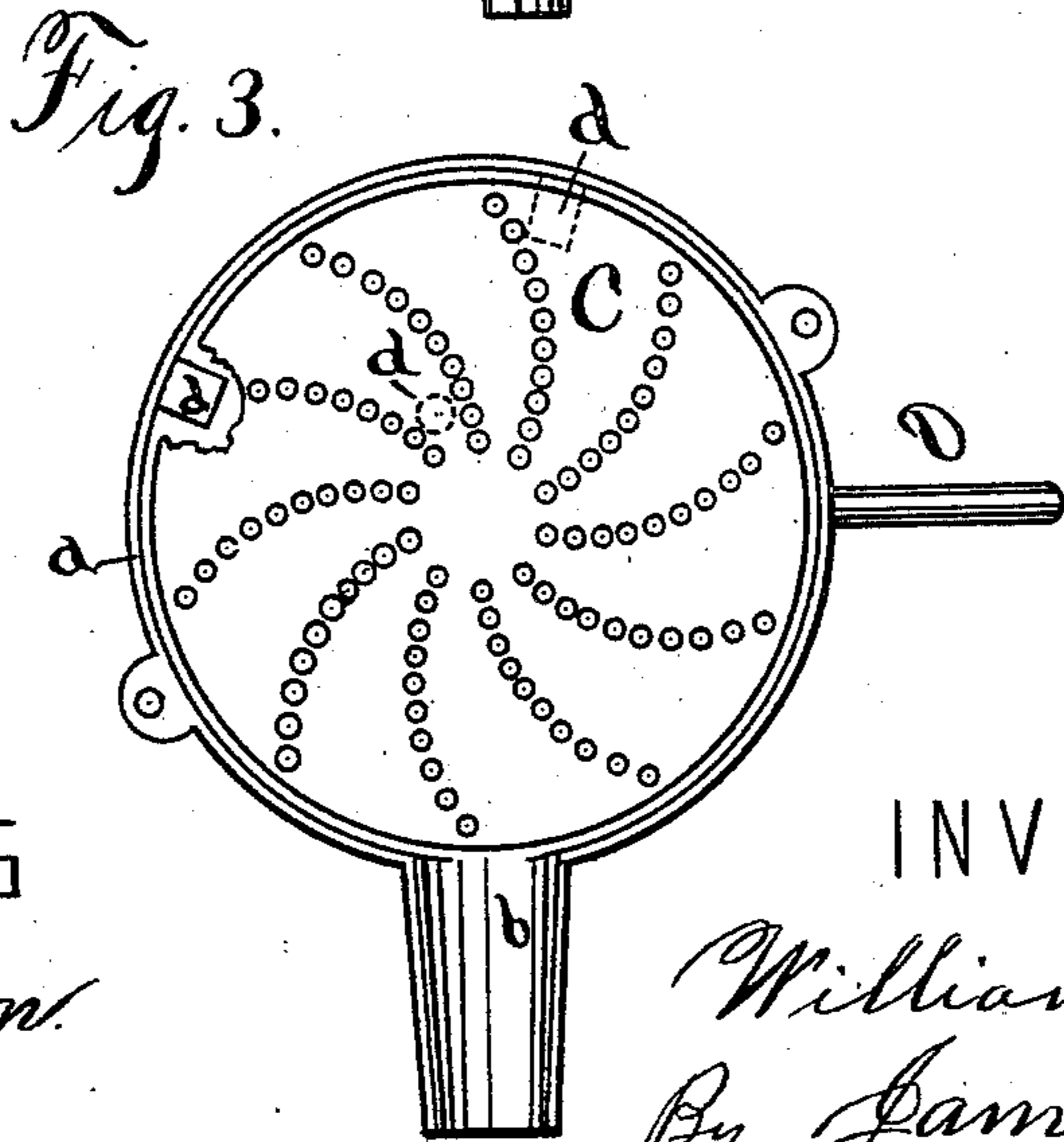
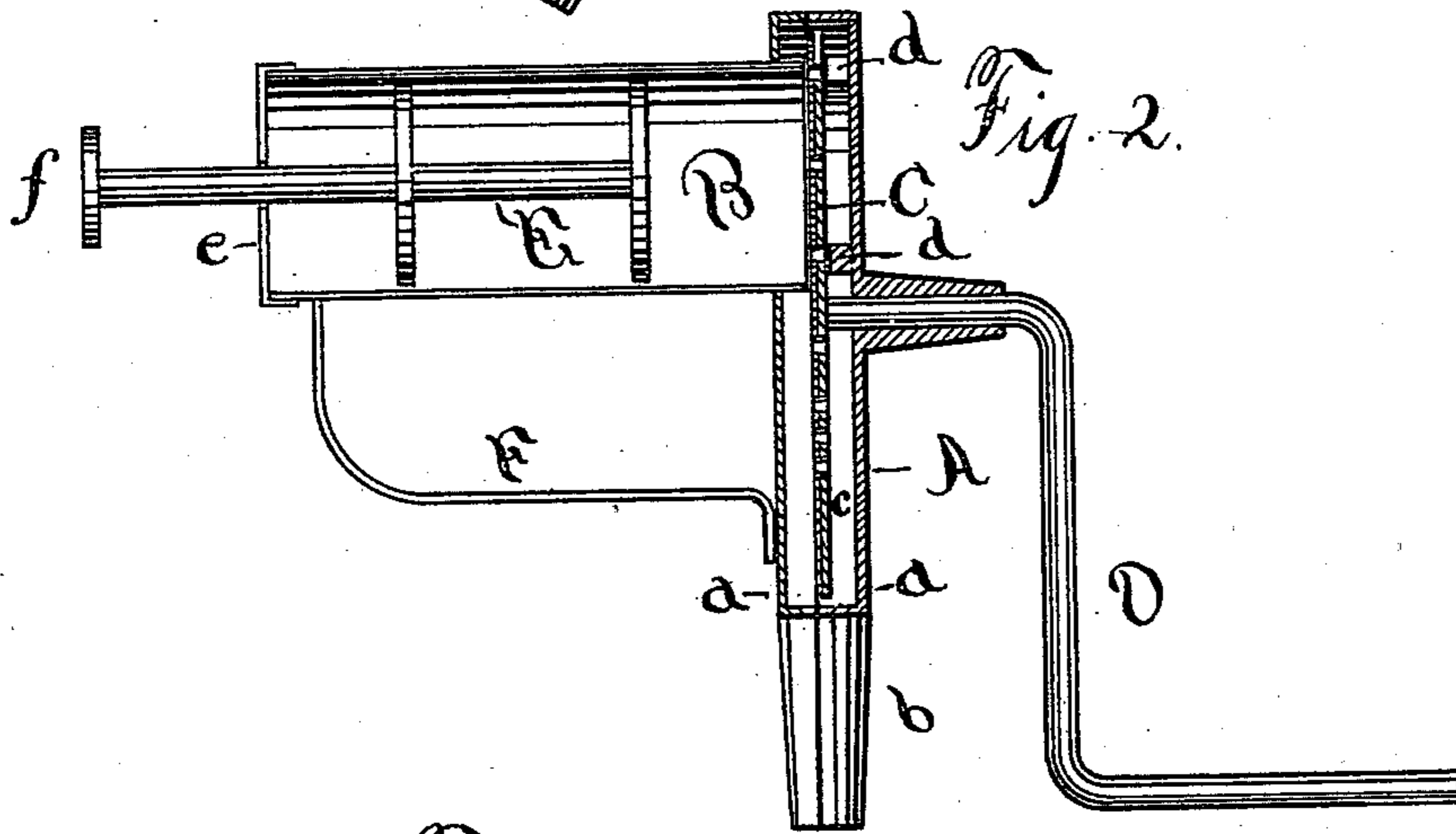
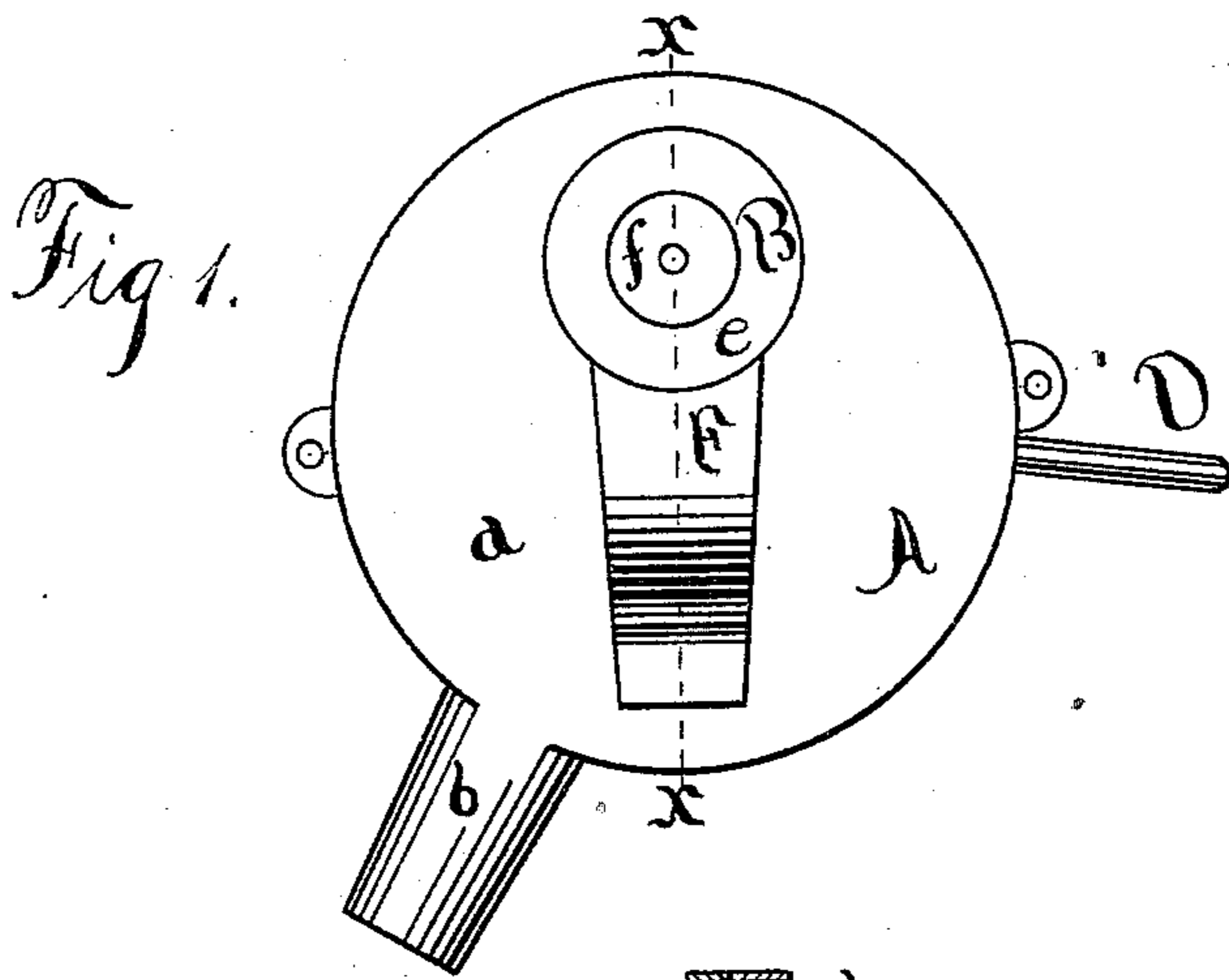


W. NASH.  
Nutmeg Grater.

No. 213,059.

Patented Mar. 11, 1879.



WITNESSES

W. B. Thomson.  
S. S. Burr.

INVENTOR

William Nash.  
By James Shepard  
Atty.

# UNITED STATES PATENT OFFICE.

WILLIAM NASH, OF NEW BRITAIN, CONNECTICUT.

## IMPROVEMENT IN NUTMEG-GRATERS.

Specification forming part of Letters Patent No. **213,059**, dated March 11, 1879; application filed January 16, 1878.

*To all whom it may concern:*

Be it known that I, WILLIAM NASH, of New Britain, in the county of Hartford and State of Connecticut, have invented certain new and useful Improvements in Nutmeg-Graters, of which the following is a specification:

My invention consists in the peculiar construction of parts and in their combination, as hereinafter more fully described.

In the accompanying drawings, Figure 1 is a side elevation of a nutmeg-grater which embodies my invention. Fig. 2 is a sectional view of the same on line *xx* of Fig. 1; and Fig. 3 is a side elevation of the grating-disk and a detached half of the case.

A designates the case, made in two halves, *a a*, preferably of cast malleable metal, and provided with a delivery-chute, *b*. Standing at right angles to the case is the cylindrical nutmeg-holder B, the inner open end of which extends into the case A in close proximity to the face of the grating-disk C. This grating-disk is secured to a crank-shaft, D, having its bearing in one of the halves *a* of the case A. Back of the grating-disk is a chamber, *c*, and nearly opposite the inner end of the holder B are three bearings, *d d d*, two of which are shown in Fig. 2, while in Fig. 3 the one nearest the crank-shaft is represented by broken lines, and a part of the grating-disk is broken away, in order to fully show one of the other bearings.

The holder B has a detachable cap or cover, *e*. Within the holder is a plunger, E, the same consisting of a rod and two separate disks, which fit the inside of the cylindrical holder B, the rod also being provided with thumb-pad *f*. A handle, F, whose main direction is parallel with the holder, is attached to the holder and case.

In use a nutmeg is placed in the holder between the plunger and grating-disk, and the second, third, and fourth fingers of the operator's left hand are passed through the handle, while the first finger may extend up and rest on one side of the holder B, while the thumb is placed on the thumb-pad *f*. The crank-shaft D may be revolved by the right hand. The nutmeg can then be forced against the grating-disk by the thumb with greater or less

power under the perfect control of the operator. The bearings opposite the holder will support the grating-disk and prevent it from being deflected away from the nutmeg-holder, no matter if it is of light and thin material, thus always insuring that the portion of said disk which is opposite the end of the holder will be parallel with the end of said holder.

By having two separate disks on the plunger it is guided independent of the detachable cover *e*, so that the disk which follows the nutmeg will always be parallel to the grating-disk, whereby it can follow the nutmeg so near the grater that none of it will escape from the holder until it is wholly reduced.

The chamber *c* on the back of the grating-disk allows that portion of the reduced nutmeg which goes through the grater to pass out at the chute *b*.

The arrangement of the handle allows the device to be grasped in such manner that the plunger can be conveniently operated by the thumb, and thereby the pressure regulated to suit the operator, which cannot be the case where a spring is employed to force the plunger toward the grater.

I am aware that nutmeg-graters having grating mechanism within suitable cases and a plunger for forcing the nutmeg against the grater are old. Sometimes the case has been provided with a handle or handles. Cases have also been made in two halves, with a chamber and bearings behind the grating-disk, but the combinations hereinafter claimed are believed to be new.

I claim as my invention—

In a nutmeg-grater, the case A, provided with grating-disk, in combination with the holder B, standing at right angles thereto, and the handle F, one end of which is secured to the outer end of the holder and the other end to the side of the case, the main body of the handle extending in the same general direction with and by the side of the holder, substantially as described; and for the purpose specified.

WILLIAM NASH.

Witnesses:

JAMES SHEPARD,  
WILL B. THOMSON.