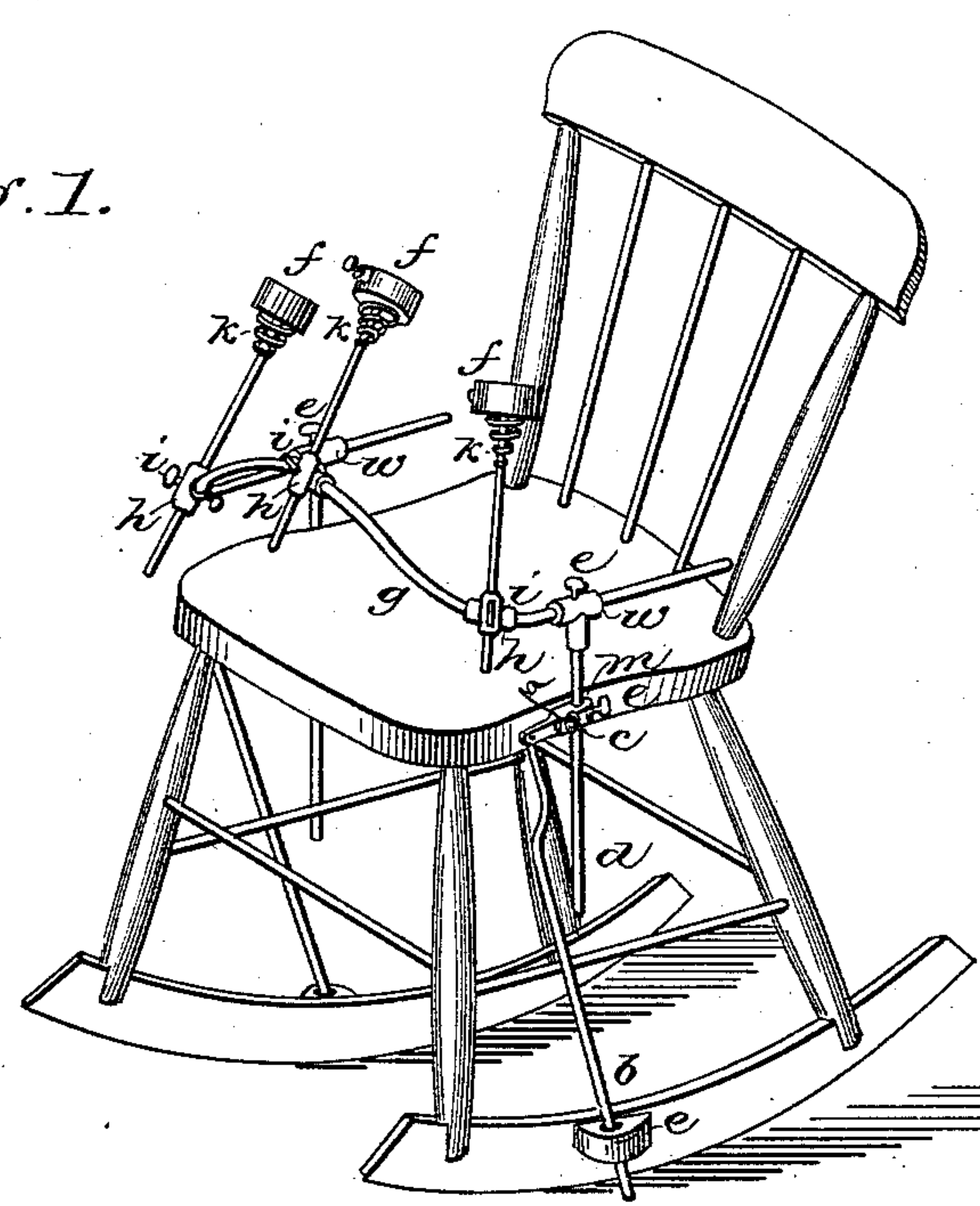
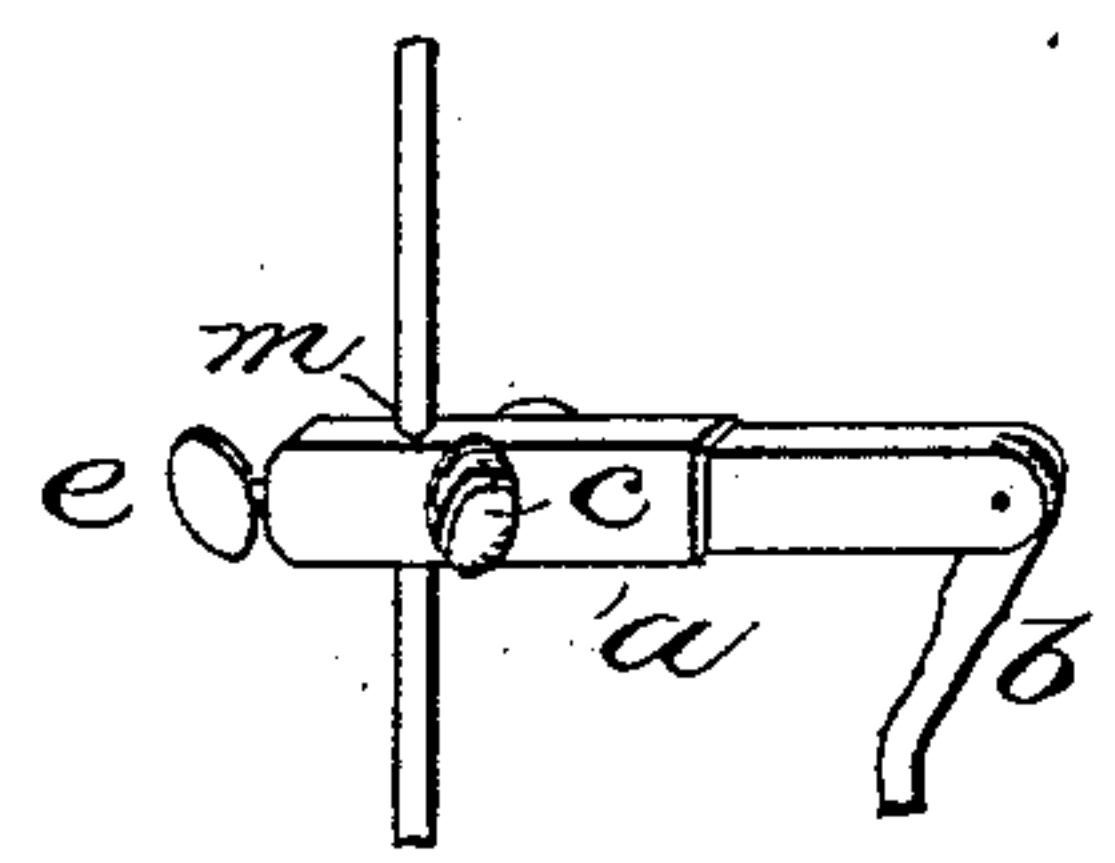


D. T. GALE.  
 Abdominal Appliance for Movement Cure.  
 No. 213,044      Patented Mar. 11, 1879.


*Fig. 1.*



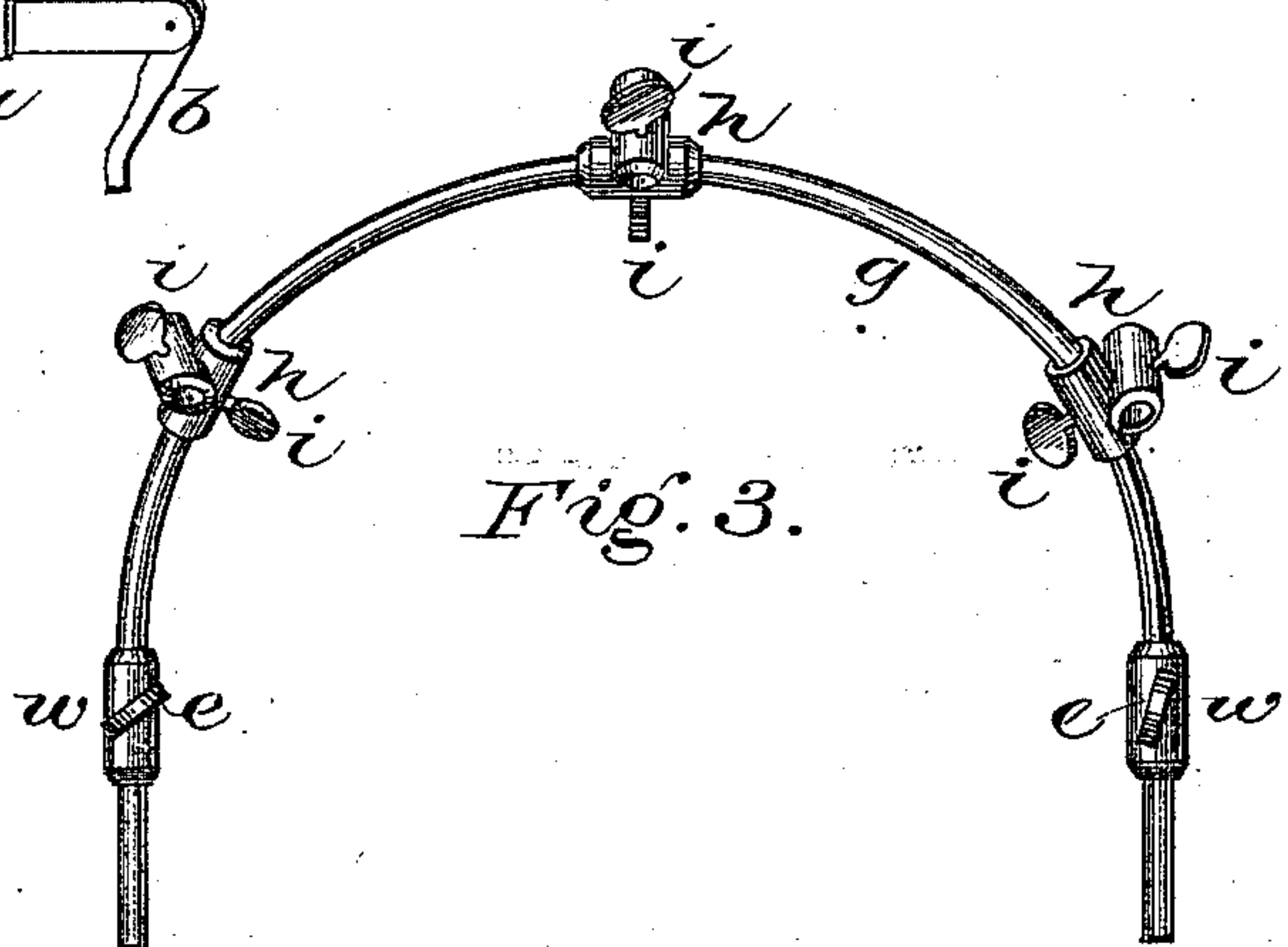
*Fig. 2.*



*Fig. 4.*



*Fig. 3.*



*Witnesses:*  
*Jos H. Bullock*  
*P. H. Schurr*

*Inventor:*  
*Dalembert P. Alderton Gale*

# UNITED STATES PATENT OFFICE.

DALEMBERT T. GALE, OF ALBANY, NEW YORK.

IMPROVEMENT IN ABDOMINAL APPLIANCES FOR MOVEMENT CURE.

Specification forming part of Letters Patent No. **213,044**, dated March 11, 1879; application filed October 31, 1878.

*To all whom it may concern:*

Be it known that I, DALEMBERT TILLOTSON GALE, of the city of Albany, county of Albany, and State of New York, have invented a new and useful appliance for the treatment of diseases peculiar to the human body, of which the following is a specification:

The object of the invention is to provide a means of exercising the alimentary canal, and the organs embraced in the abdomen or trunk of the human body, without exhausting the muscular powers of the invalid.

The invention consists in an attachment to a rocking-chair, whereby manipulating-pads are pressed upon the stomach or bowels automatically by the rocking motion of the chair.

It further consists in providing the pads with springs, so that the face of the pad yields to the shape of the body, and a rigid pressure is avoided.

It further consists in providing the pads with a receptacle in which water or medications may be held.

In the accompanying drawings, in which similar letters of reference indicate like parts, my invention is illustrated.

Figure 1 represents a chair with abdominal appliance attached. Fig. 2 represents walking-beam *a*, foot *b*, stud *c*, sleeve *m*, and set-screw *e*. Fig. 3 represents cross-bar *g*, movable sockets *h*, and set-screws *i* and *e*. Fig. 4 represents manipulating-pads *f*, arm *j*, and spring *k*.

I attach a stud or fulcrum upon each side of the seat of the chair, or upon a part near the seat. I place upon these studs walking-beams. On one end of the walking-beam is

a hinged joint, from which descends a foot or leg, which passes through a guide, and bears upon the floor or upon the standard, upon which a rocker may rest. The other end of the walking-beam is provided with a socket or sleeve. These sleeves receive a standard for a cross-bar, which spans from one side of the chair to the other. The cross-bar is provided with adjustable fingers, which adjust its elevation, and it is held in its place by set-screws in the socket or sleeve of the walking-beam standard.

The cross-bar is provided with movable sockets and set-screws, by which the pads are given adjustment for the size of the body to be manipulated.

The walking-beam I make of cast metal. The cross-bar may be constructed of iron rods or iron pipes. The manipulating-pads I make of hollow sheet metal, and in them I provide an opening through which to charge the receptacle. I make the springs of any suitable flexible material, preferably spiral coil of wire, wound open, as seen in the drawings.

I claim—

1. In a device for movement cure, the walking-beam *a*, attached to the side of a chair, in combination with foot *b*, cross-bar *g*, arms *j*, and pads *f*, as and for the purposes described.

2. In a device for movement cure, the hollow manipulating-pads *f*, provided with flexible springs, as and for the purposes described.

DALEMBERT TILLOTSON GALE.

Witnesses:

JOS. H. BULLOCK,  
P. H. SHAVER.