

A. G. MYERS.
 Outlet for Water-Closets, Wash-Basins, &c.
 No. 212,730. Patented Feb. 25, 1879.

Fig. 1.

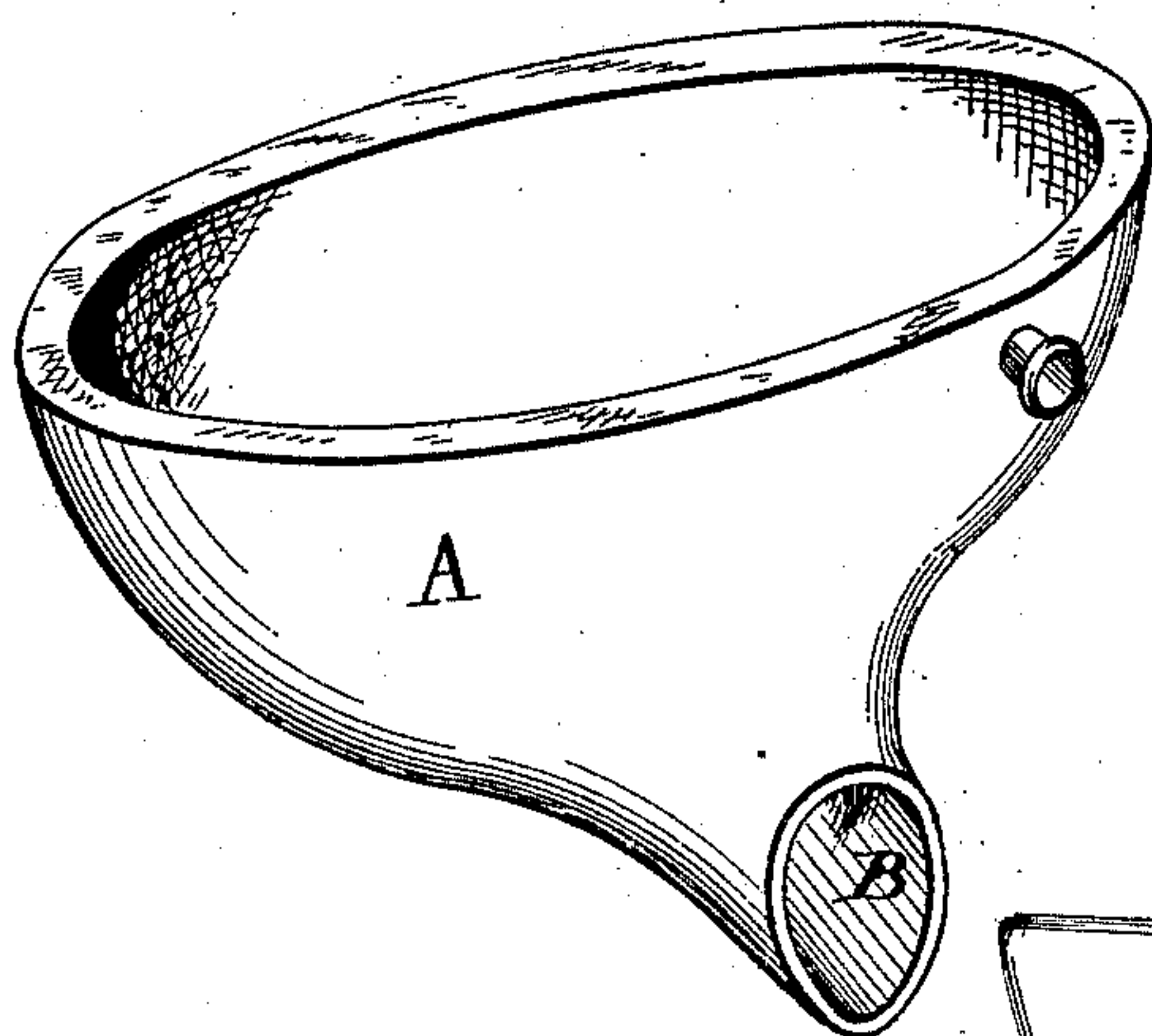


Fig. 3.

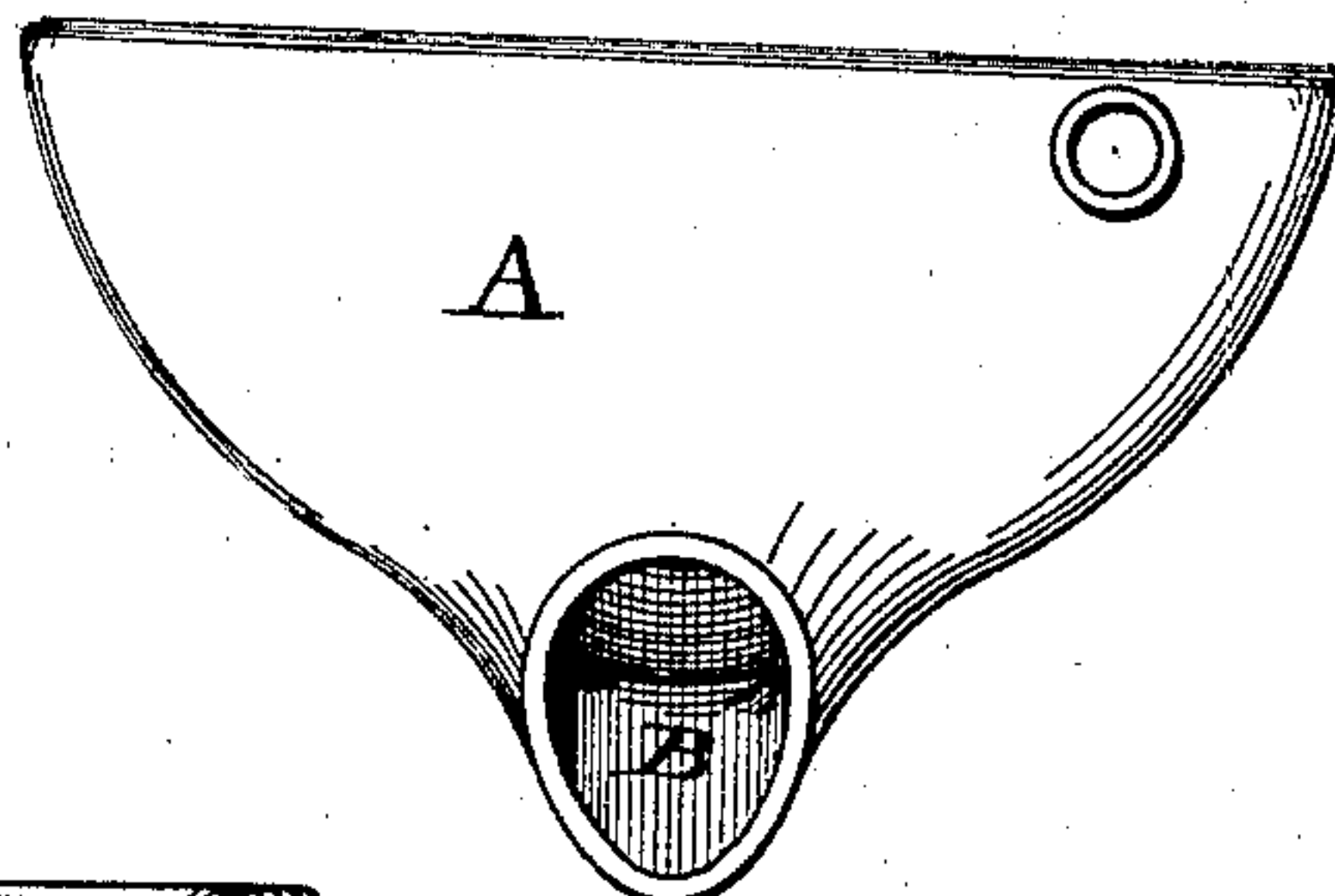
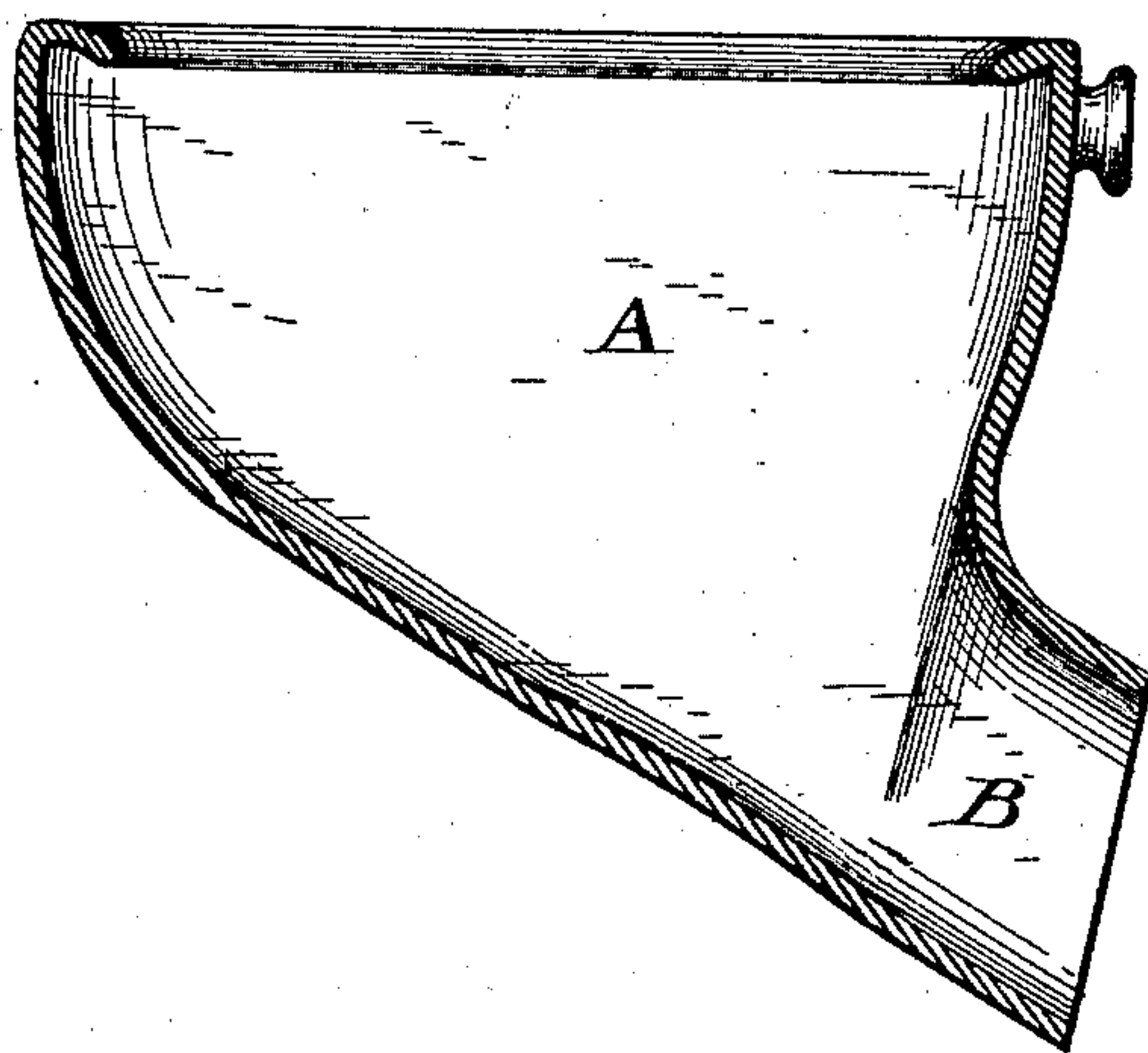


Fig. 2.



WITNESSES

Frank L. Curand

Henry Woodard

INVENTOR

Andrew G. Myers.

By his Attorney

L. Deane.

UNITED STATES PATENT OFFICE.

ANDREW G. MYERS, OF NEW YORK, N. Y.

IMPROVEMENT IN OUTLETS FOR WATER-CLOSETS, WASH-BASINS, &c.

Specification forming part of Letters Patent No. **212,730**, dated February 25, 1879; application filed November 16, 1878.

To all whom it may concern:

Be it known that I, ANDREW G. MYERS, of New York, in the county of New York and State of New York, have invented certain new and useful Improvements in Outlets for Water-Closet Basins and like Devices, of which the following is a specification:

Figure 1 is a side elevation. Fig. 2 is a section. Fig. 3 is an end view, looking at the outlet.

The design of the present invention is to provide an effective outlet for the basin of a water-closet or any like device that will afford a maximum scour with a minimum of water; and it consists more particularly in making the various sections of the basin and side outlet or opening of the shape and form usually known as "egg-oval."

In the accompanying drawings, A denotes a water-closet basin, of any usual or ordinary construction, and of shape and form that in cross-section, at the center of the basin from front to rear, it will be that of a parabolic curve. This basin has at the side and bottom the outlet B. This is made of egg-oval shape in cross-section, and has its larger side curved upward and its contracted side downward, and is arranged or adapted to the bottom and lower side of the basin, according to any usual or well-known way for fitting or joining these parts; or the entire device may be in a single piece.

It will be observed that the outlet has a considerable slope or pitch downward from the basin.

The successive sections of the outlet backward and as far as the water-line will each and all have the same curve. The shape and form above the water-line will, of course, not need to conform rigorously to that above stated, but may be changed or varied, as shall for any reason be found of advantage. The bottom of these sections, when seen at right angles, will form or be arranged in a parabolic curve springing from the mouth of the side opening, the axes standing nearly at right angles to the bottom line of the said side opening.

Heretofore this outlet has been made of an elliptical shape, and applied to the side of the basin almost or quite on a level, and over the flattened part thereof is afforded the bed for the flow of the discharged contents of the basin. This form of construction has been found to work very disadvantageously, since the flow is nearly always sluggish; hence, except in the immediate line of the current, opportunity was offered for the accumulation of sediment or fecal matter or the clinging of paper; nor could the outlet be flushed or scoured by any easy or convenient means, or by the usual operation of the closet and the water-flow.

But by the present invention these very serious objections are removed. The discharge of water is made as rapidly as can be needed under any ordinary conditions of use; nor is it necessary to place the basin in a tipping position to insure the good results now aimed for; and when in use the water in the basin will, on the opening of the valve, rush or crowd naturally through the lower part of the outlet, and consequently give it a complete and effective cleaning, rendering it impossible for paper, excremental matter, sediment, or other substance passing from the basin to lodge on or adhere to the sides or bottom of the basin or outlet. The peculiar shape and construction of the outlet and its position in respect to the basin give every opportunity for the water thus to flush and scour the inside walls.

Having thus described my invention, what I consider new, and desire to secure by Letters Patent, is—

A basin provided with a side opening whose principal section, both cross and longitudinal, shall be parabolic or egg-oval, substantially as shown and described.

In testimony that I claim the foregoing as my own I affix my signature in presence of two witnesses.

ANDREW GORMLY MYERS.

Witnesses:

ALFRED E. JENNINGS,
JOHN G. MELLEN.