

W. B. HAYDEN.
Harness-Hame.

No. 212,691.

Patented Feb. 25, 1879.

FIG. I.

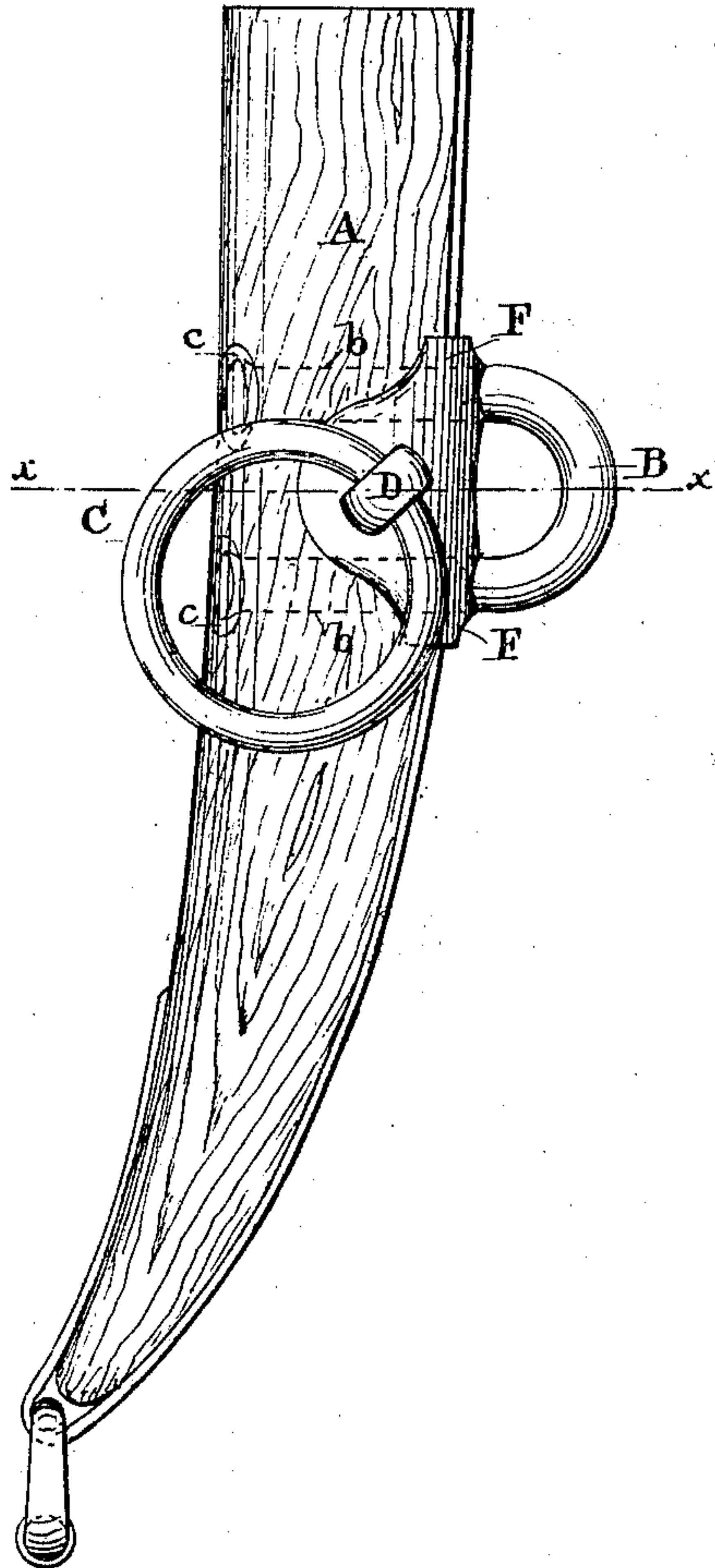


FIG. II.

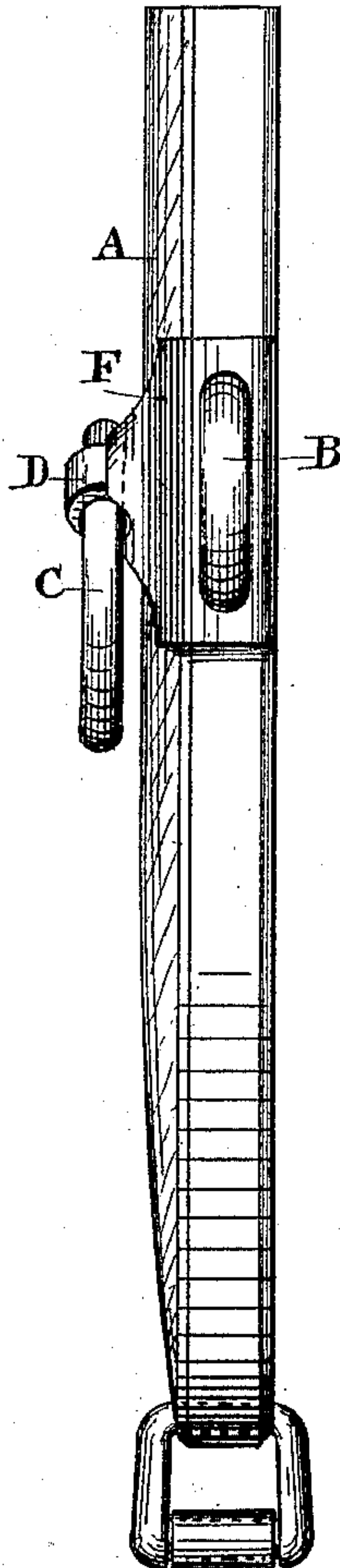


FIG. III.

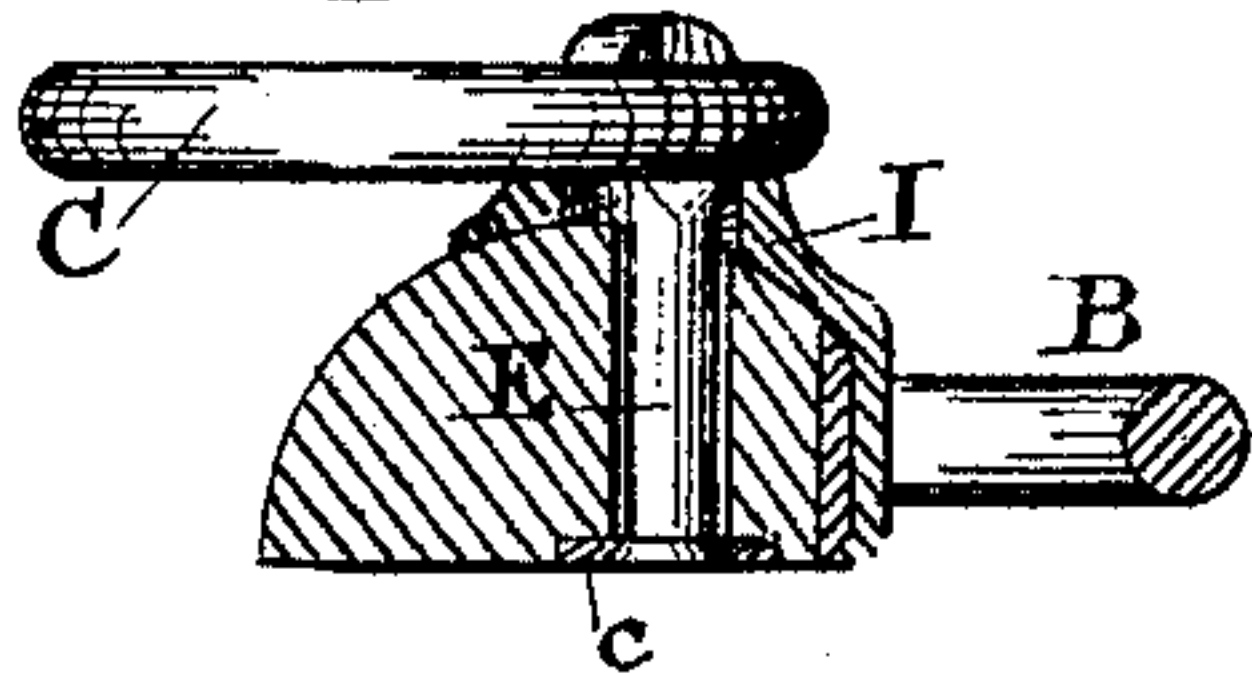


FIG. IV.

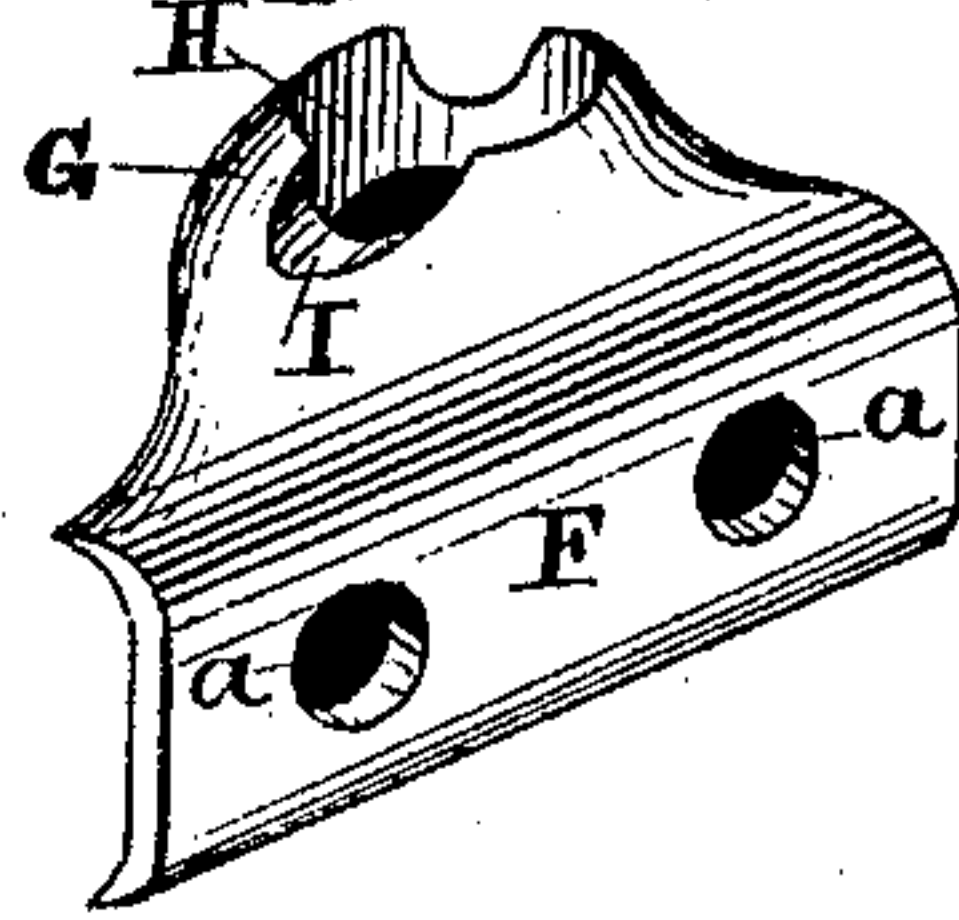
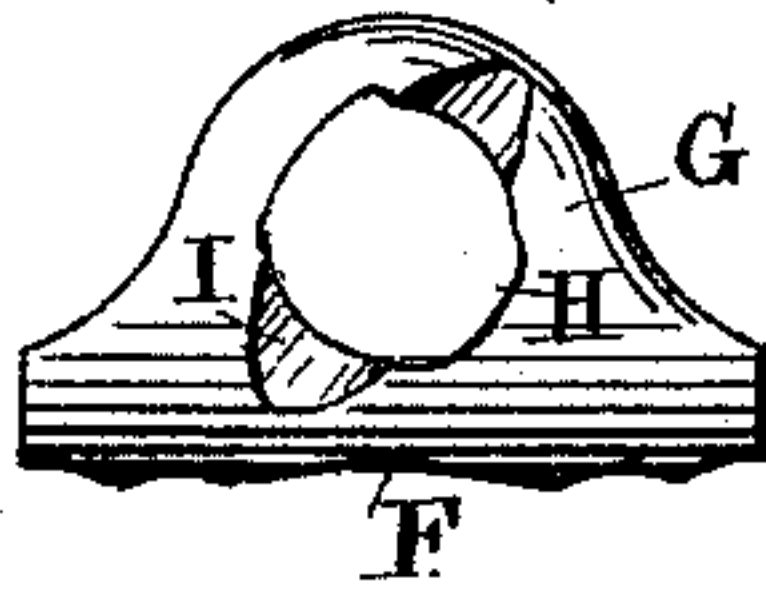


FIG. V.



WITNESSES

J. A. Rutherford
James H. Wright

INVENTOR

William B. Hayden.
By James L. Norris.

ATTORNEY.

UNITED STATES PATENT OFFICE

WILLIAM B. HAYDEN, OF COLUMBUS, OHIO.

IMPROVEMENT IN HARNESS-HAMES.

Specification forming part of Letters Patent No. **212,691**, dated February 25, 1879; application filed January 25, 1879.

To all whom it may concern:

Be it known that I, WILLIAM B. HAYDEN, of Columbus, in the county of Franklin and State of Ohio, have invented certain new and useful Improvements in Harness-Hames, of which the following is a specification:

This invention relates to certain improvements in harness-hames; and it has for its object to prevent the weakening of the hames at the point of attachment of the breast-ring, to prevent said ring from turning or twisting in place, to re-enforce or strengthen the hame at the point of attachment of the breast-ring, and to produce a more ornamental hame than heretofore.

The hames as ordinarily constructed are provided with a transverse aperture for the reception of the shank of the breast-ring bolt or stud. In order to form a proper seat for the enlarged portion of said bolt or stud at the head or eye of the same, it has heretofore been necessary to ream out or countersink the aperture in the hame, which enlarges it to such an extent as to materially weaken the hame at such point, rendering it liable to breakage. Moreover, the bolt or stud of the breast-ring is liable to work loose in its seat, further enlarging the aperture and weakening the hame, and permitting the breast-ring and its stud or bolt to twist or turn in its seat, which is highly objectionable.

By my present invention these defects are in a great measure or wholly obviated; and to this end my invention consists, first, in a boss or re-enforce plate constructed to be applied to a hame, and provided with an aperture through the boss, and with a transverse countersunk recess on the boss, the said plate being adapted to be secured to the hame by means of the bolt of the breast-ring, the boss forming a seat for the enlarged portion of the bolt, and the transverse recess a seat for the breast-ring, whereby the countersinking by the aperture in the hame is obviated, and the breast-ring prevented from turning or twisting, as more fully hereinafter specified; second, in the combination, with the re-enforce plate, secured to the hame by the breast-ring bolt, of the draw-clip staple, passing through apertures in said re-enforce or boss plate and secured to the hame, as more fully hereinafter specified.

In the drawings, Figure 1 represents a front view in elevation, of a hame with the upper portion cut away, showing my invention applied thereto. Fig. 2 is a side view of the same. Fig. 3 is a transverse section on line *x* of Fig. 1, showing the formation of the boss or re-enforce plate, the breast-ring, and stud for holding the latter in place. Fig. 4 is a perspective view of the boss or re-enforce plate detached. Fig. 5 is a top or plan view of the same.

The letter A represents the hame, which is constructed of wood or other suitable material, in the ordinary manner. B represents the draw-clip staple, and C the breast-ring, secured to a stud or bolt, D, of the usual construction. The letter E represents an aperture in the hame for the reception of said stud or bolt. Said aperture is of the same, or about the same, diameter throughout its entire extent—that is to say, it is not countersunk or enlarged at one end, as in the hames heretofore constructed.

The letter F represents my improved boss or re-enforce plate, which is constructed, preferably, of metal, of such shape as to fit readily to the outer edge and side of the hame, over the aperture through which the stud or bolt of the breast-ring passes. Said plate is provided with a raised boss, G, at that portion sitting immediately over the aperture, and is provided with an aperture, H, through which the bolt or stud passes. The said boss is also provided at the aperture with a transverse countersunk recess, I, which forms a seat for the breast-ring, and prevents it from twisting or turning, the aperture in the boss being of such size and shape as to form a seat for the enlarged portion of said stud or bolt.

The letter B represents the draw-clip staple, which extends through suitable apertures *a* in the boss or re-enforce plate, and through apertures *b* in the hame. Both the draw-clip staple and the stud or bolt of the breast-ring are secured in place by means of washers *c*, to which their ends are riveted in the usual manner.

The boss or re-enforce plate may be of any ornamental configuration, and is preferably slightly hollowed out or curved on top immediately under the draw-clip staple, in order to

form a convenient bearing for the harness-fitting, although this construction is not essential.

It will be perceived that as at present constructed the seat of the enlarged portion or head or eye of the breast-ring bolt is formed in the boss, on the boss or re-enforce plate, instead of directly in the hame. This lifts said enlarged portion or eye of the bolt or stud away from the hame, thus obviating the countersinking of the aperture in the hame, and the consequent weakening of the same at the point of attachment of the breast-ring. The transverse seat in the boss serves to prevent any dislocation of the breast-ring, or turning or twisting of the same, and the boss-plate materially strengthens the hame, besides rendering it more attractive and ornamental in appearance.

What I claim is—

1. A re-enforce or boss plate for a hame, pro-

vided with an aperture through the boss, and with a countersunk recess on said boss, the said plate being adapted to be secured to the hame by the breast-ring bolt, the aperture in the boss forming a seat for the enlarged portion of the bolt, and the countersunk recess a seat for the breast-ring, whereby the said ring is prevented from turning or twisting, substantially as specified.

2. In combination with the re-enforce or boss plate, secured to the hame by the breast-ring bolt, the draw-clip passing through apertures in said re-enforce or boss plate and secured to the hame, substantially as specified.

In testimony that I claim the foregoing I have hereunto set my hand in the presence of the subscribing witnesses.

WILLIAM B. HAYDEN.

Witnesses:

WALTER MORRISON,
C. C. JONES.