

F. CHAMBERLIN.
Blacking-Brush.

No. 212,592.

Patented Feb. 25, 1879.

Fig. 1.

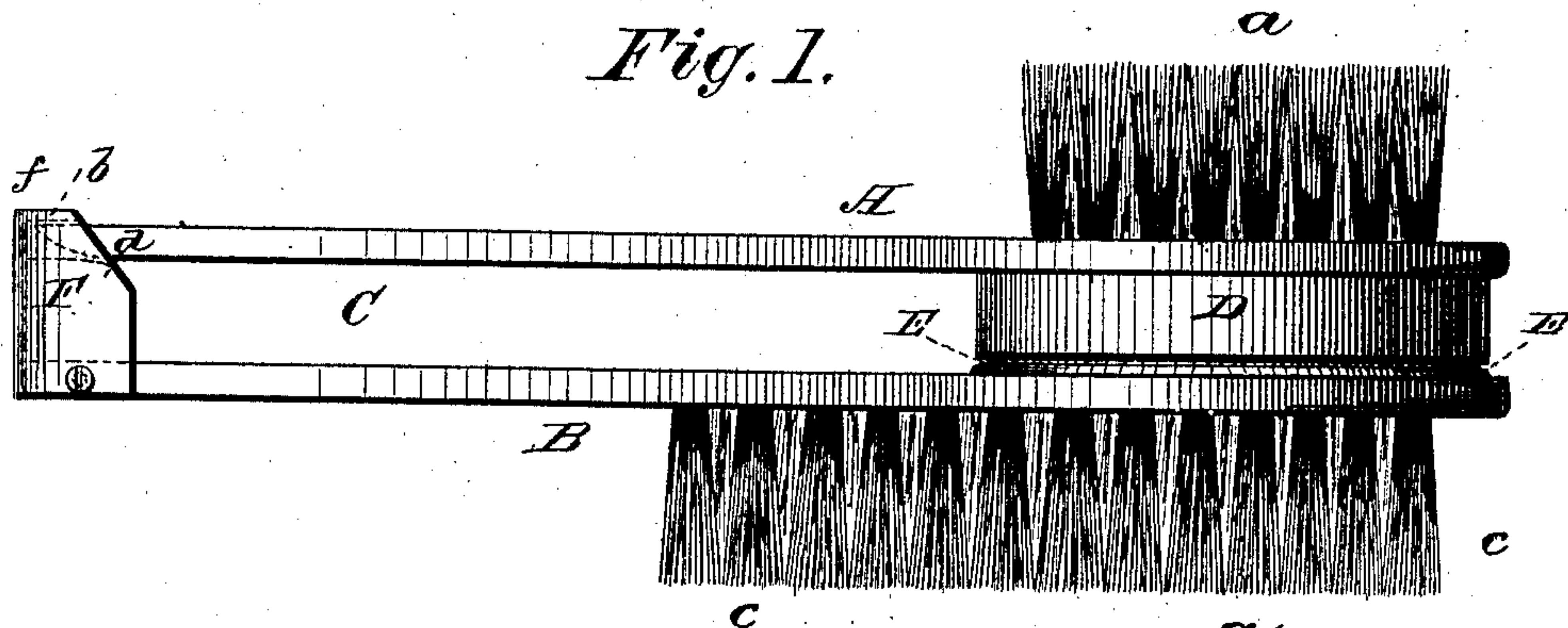


Fig. 2.

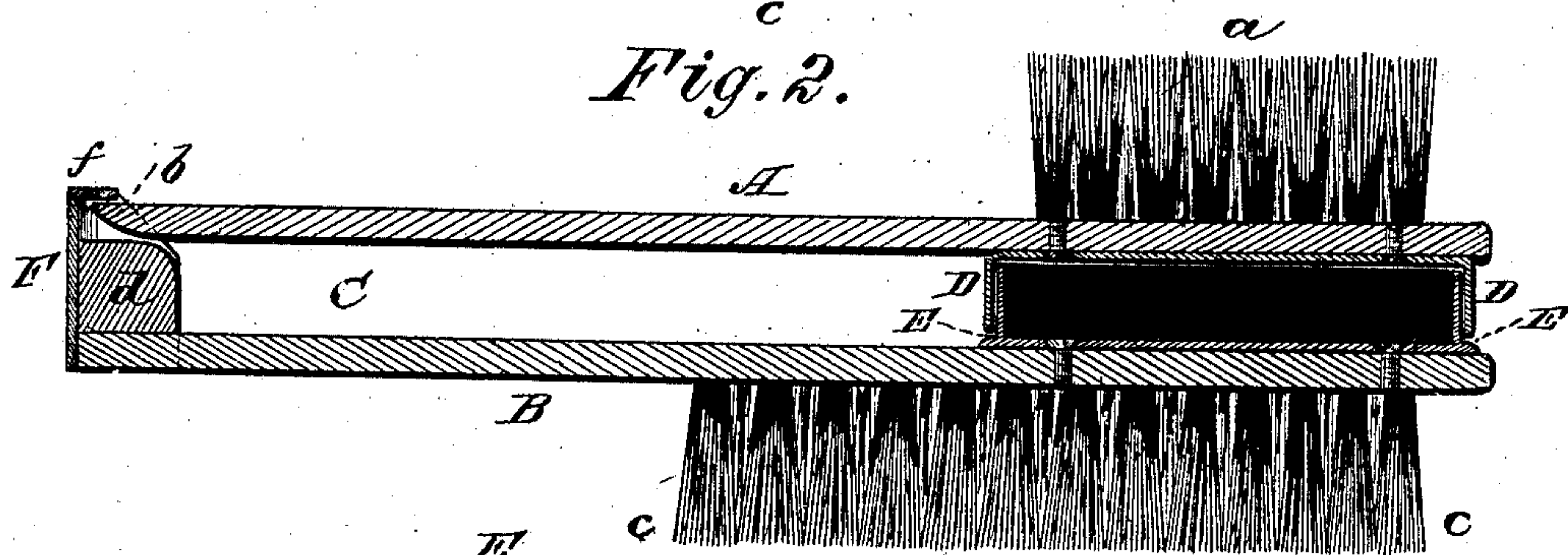


Fig. 3.

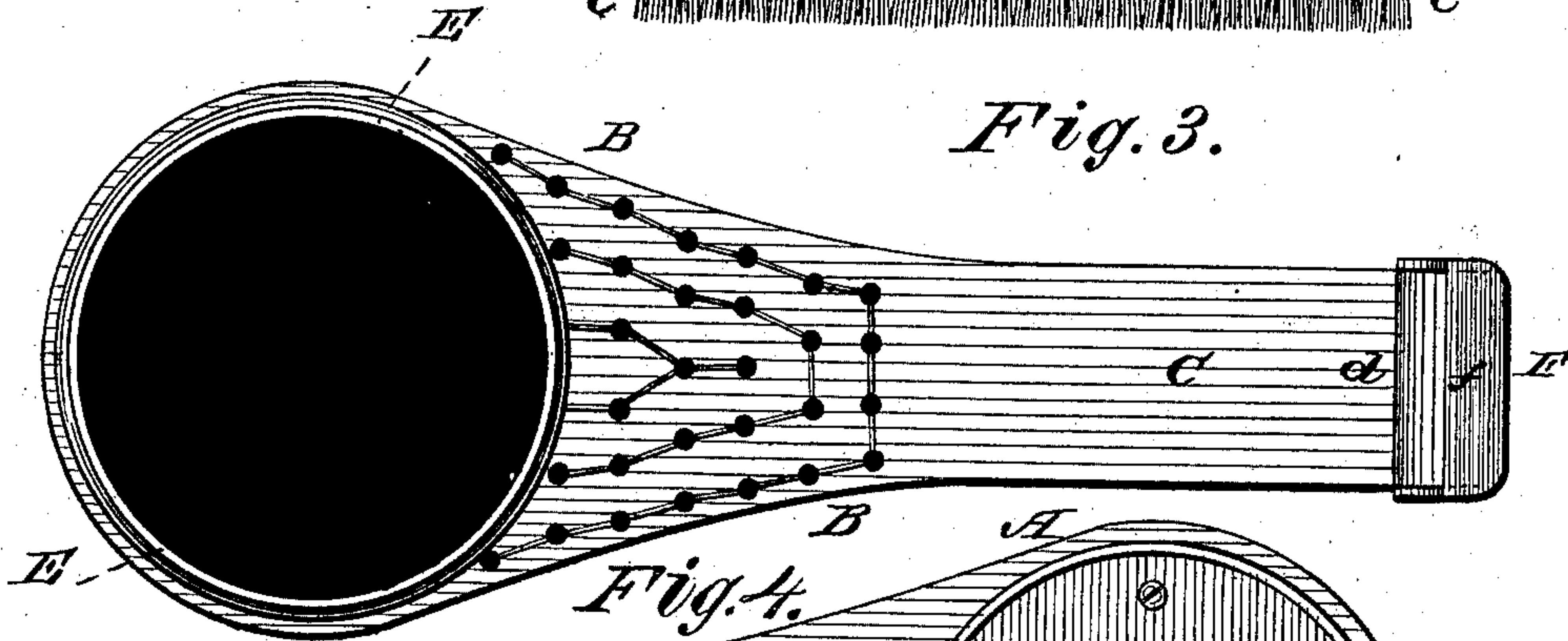
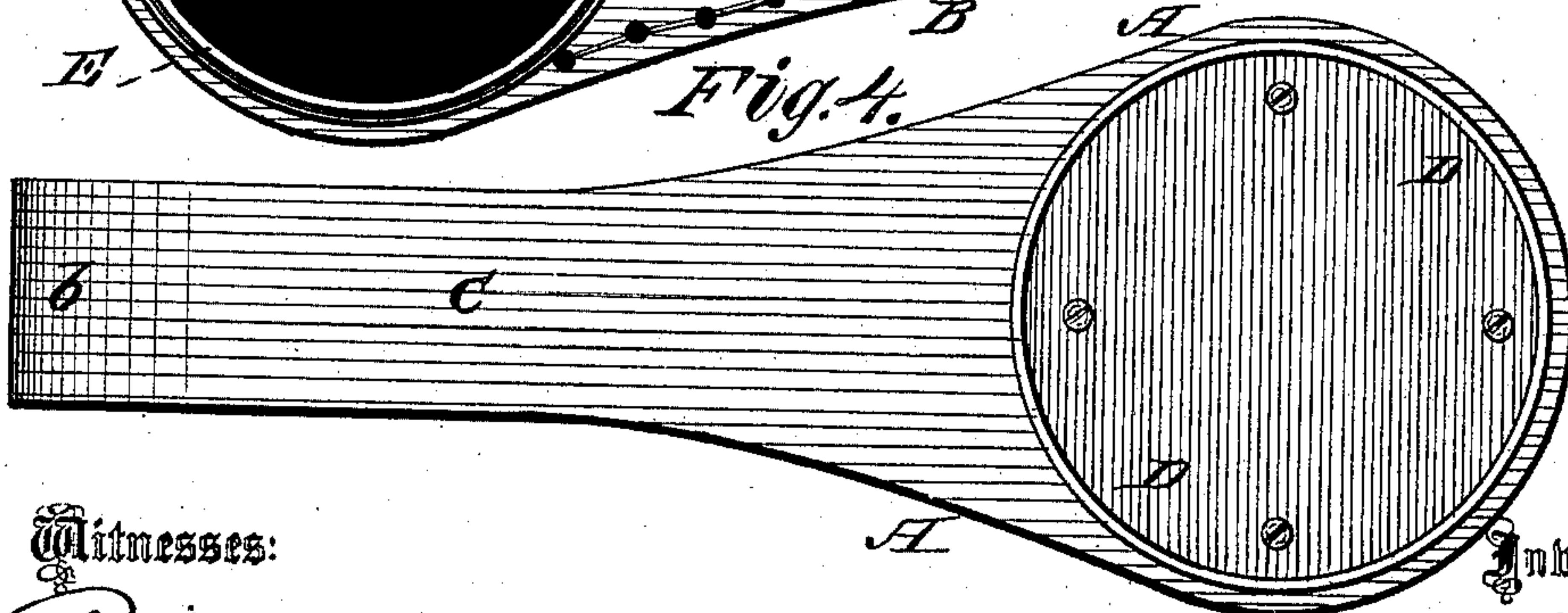


Fig. 4.



Witnesses:

P. Dieterich.
Frank H. Duffy.

Inventor:

Franklin Chamberlin.

Per *C. H. Watson & Co.* Attorneys.

UNITED STATES PATENT OFFICE

FRANKLIN CHAMBERLIN, OF LANSINGBURG, ASSIGNOR TO HIMSELF AND
EDWIN CHAMBERLIN, OF TROY, NEW YORK.

IMPROVEMENT IN BLACKING-BRUSHES.

Specification forming part of Letters Patent No. **212,592**, dated February 25, 1879; application filed
January 15, 1879.

To all whom it may concern:

Be it known that I, FRANKLIN CHAMBERLIN, of Lansingburg, in the county of Rensselaer and State of New York, have invented certain new and useful Improvements in Blacking-Brushes; and I do hereby declare that the following is a full, clear, and exact description of the invention, which will enable others skilled in the art to which it appertains to make and use the same, reference being had to the accompanying drawings, and to the letters of reference marked thereon, which form a part of this specification.

The nature of my invention consists in the construction and arrangement of a blacking-brush, with box for containing blacking, as will be hereinafter more fully set forth.

In the annexed drawings, which fully illustrate my invention, Figure 1 is a side elevation. Fig. 2 is a central vertical section. Fig. 3 is a plan view of the polishing portion, and Fig. 4 is a bottom view of the dip.

Like letters of reference indicate like parts.

A represents the upper or daubing portion of the brush; B, the lower or polishing portion. These parts A and B are made broad at one end and gradually tapered down, in order to form a handle, C, when the two parts are attached together. To the upper side of part A, at its broad end, are secured the bristles *a*, forming what is termed a "dip," with which the blacking is placed upon the article to be polished. On the under side of the part A is secured a lid, D, adapted to fit over the box E, attached to the upper side of the part B. The under side of the narrow end of part A is beveled, forming a sharp edge, *b*, to clean the dirt and mud from the article to be polished. To the under side of the part B are attached the bristles *c*, forming the polishing portion of the brush. At the extremity of the narrow end of part B is secured a metal cap, F, having the shoulder *d* and flange *f*, adapted to receive the end *b* of the part A.

By this construction, it will be seen that when the end *b* of part A is inserted between the shoulder *d* and flange *f* of the cap F, and the lid D pressed down upon the box E, the two parts are securely fastened together.

When it is desired to use the blacking substance the two parts may be easily separated by detaching the lid from the box.

By this arrangement the blacking is always kept with the brush, the same is easily accessible when it is desired to use it, and the soiling of the hands is prevented.

I am aware that it is not new to provide a blacking-brush with a box for containing the blacking and an auxiliary or spreading brush provided with a cover placed over the same, and I do not claim such, broadly, as my invention.

Having thus fully described the invention, what is claimed as new, and desired to be secured by Letters Patent, is—

1. The pointed handle A, having a dip-brush, *a*, and cover D, in combination with a box, E, on a polishing-brush back and the clip F, substantially as and for the purpose set forth.

2. The device herein described, consisting of a polishing-brush, having on its upper surface a blacking-box and at the end of its handle a clip or cup, F, and a detachably-connected dip-brush having a handle provided with a cover, D, and pointed at the opposite end to serve as a scraper, and means of attachment, all applied as shown and described.

In testimony that I claim the foregoing as my own I have hereto affixed my signature in presence of two witnesses.

FRANKLIN CHAMBERLIN.

Witnesses:

EDWARD CHAMBERLIN,
GEO. H. MORRISON.