

I. S. FORNCROOK.
Cheese-Safe.

No. 212,207.

Patented Feb. 11, 1879.

Fig. 1

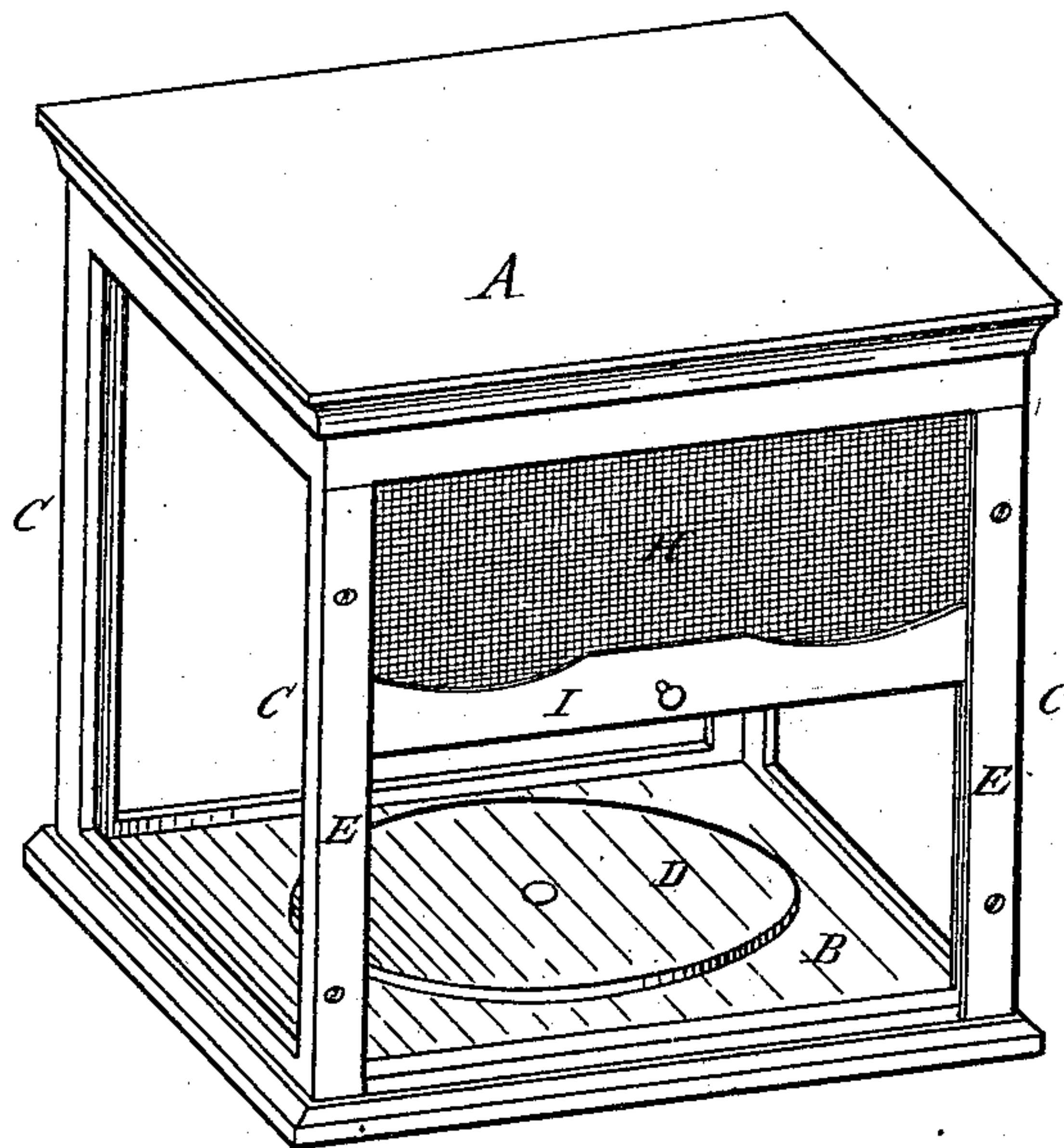
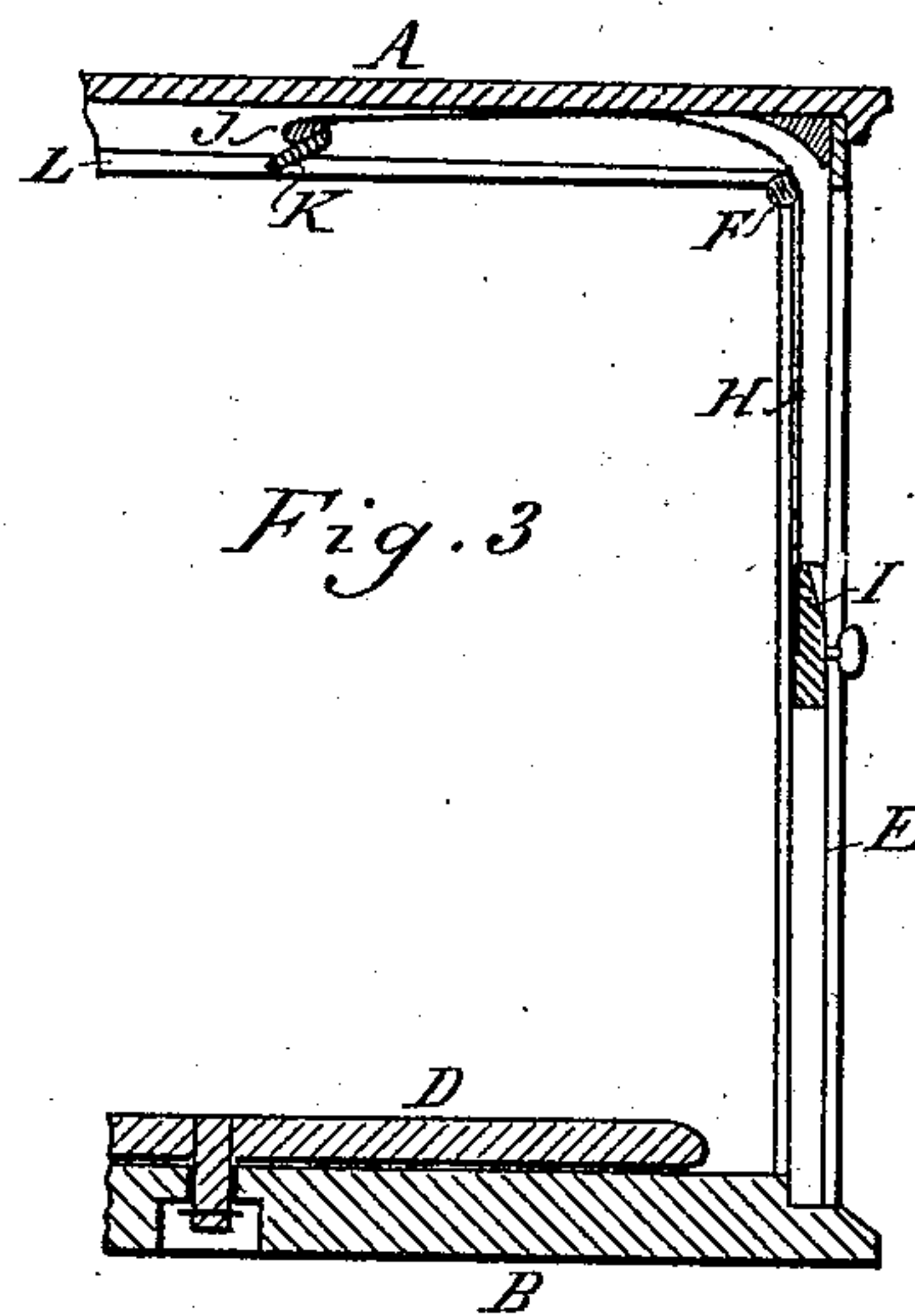
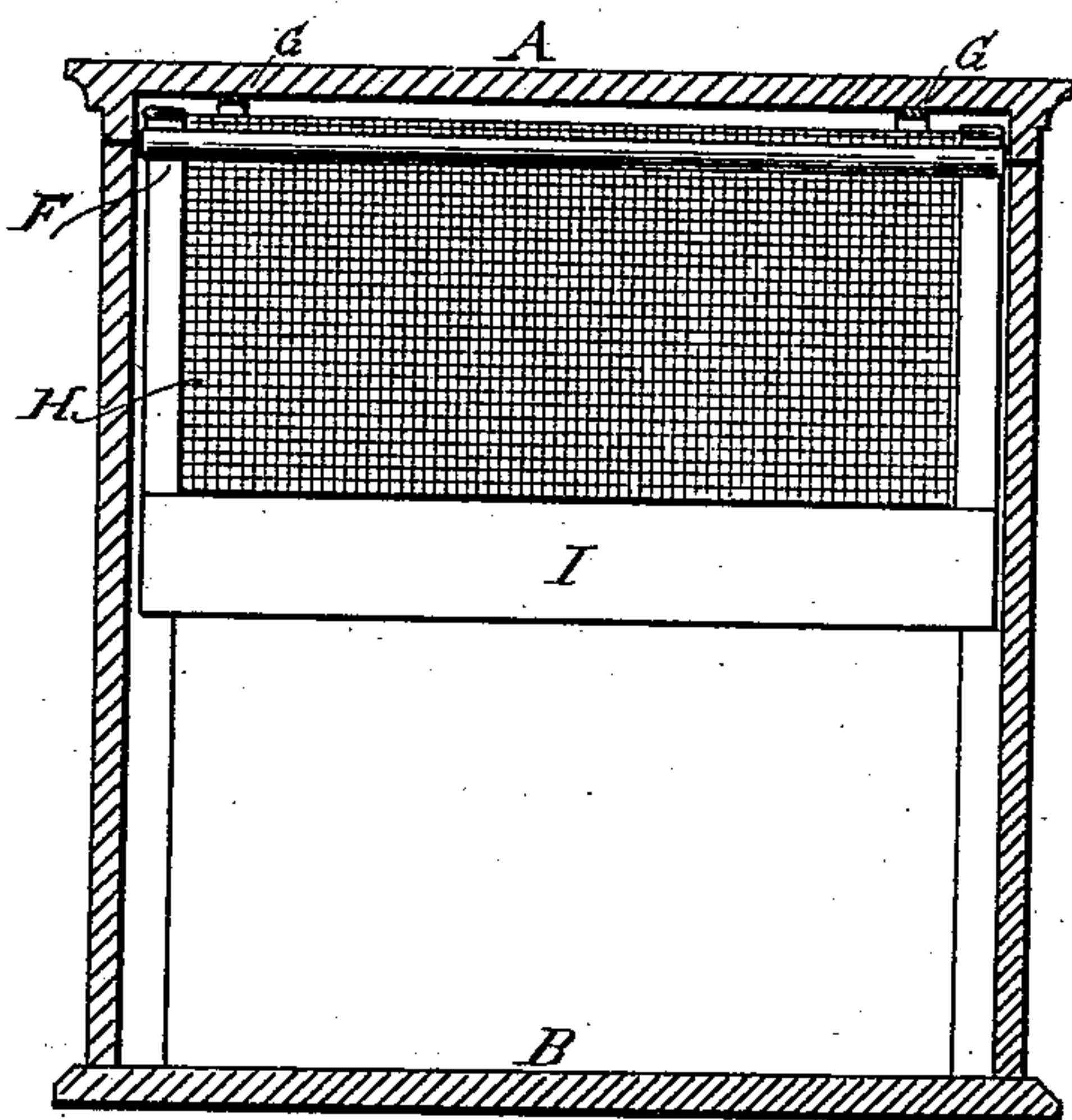


Fig. 2



Attest:

W. Barthel
H. Stanley

Inventor:

Charles Forncrook
By Atty
Thos. S. Sprague

UNITED STATES PATENT OFFICE.

ISAAC S. FORNCROOK, OF DETROIT, MICHIGAN.

IMPROVEMENT IN CHEESE-SAFES.

Specification forming part of Letters Patent No. **212,207**, dated February 11, 1879; application filed July 17, 1878.

To all whom it may concern:

Be it known that I, ISAAC S. FORNCROOK, of Detroit, in the county of Wayne and State of Michigan, have invented an Improvement in Cheese-Safes, of which the following is a specification:

The nature of this invention relates to certain new and useful improvements in the construction of cheese-safes, such as are used by retailers where frequent access to the interior is required, and which, when closed, will exclude flies and other vermin from its contents.

The invention consists in the peculiar construction and arrangement of parts, by means of which hinged doors are avoided, as more fully hereinafter described.

Figure 1 is a perspective view of my improved cheese-safe, wherein the top and bottom are wood, with three glass sides, while the front is a screen of wire-cloth. Fig. 2 is a rear view of the front, or a transverse vertical section immediately in the rear of the front. Fig. 3 is a vertical section from front to rear through the center.

In the accompanying drawings, which form a part of this specification, A represents a rectangular top, and B a bottom of the same form and size, connected together by the framework C, which is so constructed that panels of glass or other suitable material may be inserted and secured therein upon three sides, and upon the bottom is pivoted the turn-table D. Upon the front, and in front of the corner-posts, are removably secured the vertical plates E in such manner as to form a channel between said plates and the posts for the purposes hereinafter set forth.

Immediately in rear of the tops of the front posts, and suitably journaled in the sides of the frame, is the transverse roller F.

Upon the under side of the top, and near each front corner thereof, are secured the inclined planes G.

A curtain, H, made of wire-cloth and of suitable width to fill the front panel of the safe, extends into the channels hereinbefore described. The lower end of this curtain

has secured to it a bar, I, which fits into and will have a vertical motion within the channels.

The sides of the curtain are faced with leather or other flexible material of sufficient thickness as to nearly fill the channels. The upper end of the curtain is secured to the front of a triangularly-shaped bar, J, to the inner face of which, and coincident with the inclined planes G, are secured flexible inclined planes K.

Extending from front to rear below the top, and in line with the upper surface of the roller F, are secured the plates L in such manner as to form a channel below the top, in which the bar J slides, the whole to be constructed and arranged so that when the curtain is drawn down the safe will be secured against the ingress of vermin.

In practice, when it is desired to gain access to the interior of the safe, the bar I is pushed up in the channels in front, which forces the curtain upward, when the inclines upon the bar J impinge against the inclines G, which gives a rearward direction to the bar J and that end of the curtain to the rear through the horizontal channels under the top. A reverse of this motion closes the device.

What I claim as my invention, and desire to secure by Letters Patent, is—

1. A cheese-safe constructed substantially as herein described, provided with a curtain through which air may circulate, adapted to slide upward and rearward, substantially as and for the purposes set forth.

2. In a cheese-safe, and in combination with vertical and horizontal channels, as described, and with a curtain of wire-cloth, the inclines hereinbefore described, for the purpose of changing the direction of the curtain from a vertical to a horizontal position, substantially as specified.

I. S. FORNCROOK.

Witnesses:

H. S. SPRAGUE,
A. BARTHEL.