

T. CARLSON.  
Plow.

No. 212,188.

Patented Feb. 11, 1879.

Fig. 1.

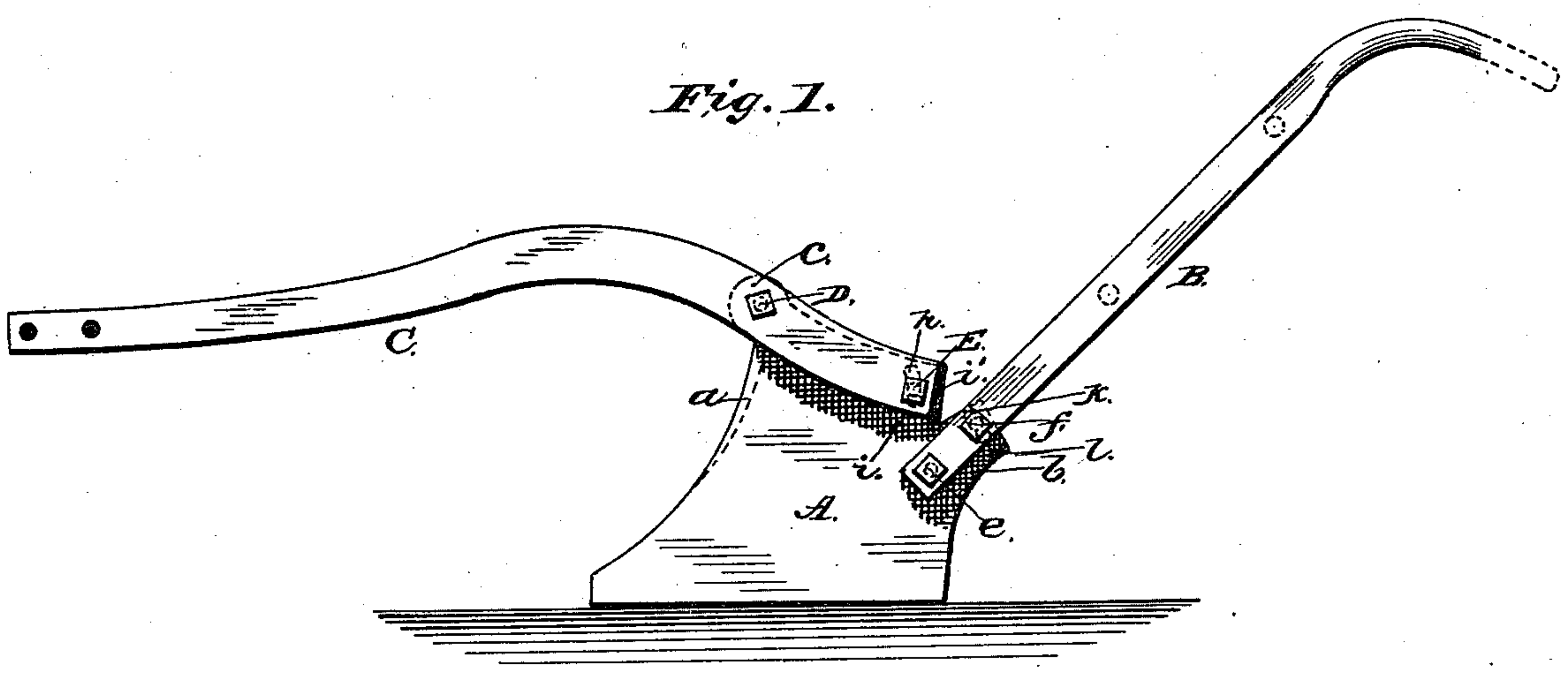


Fig. 2.

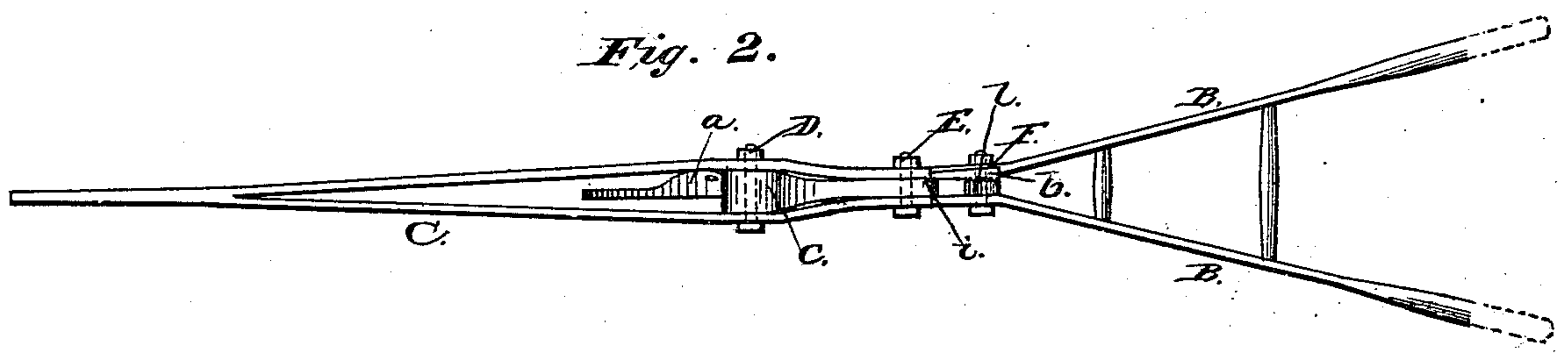
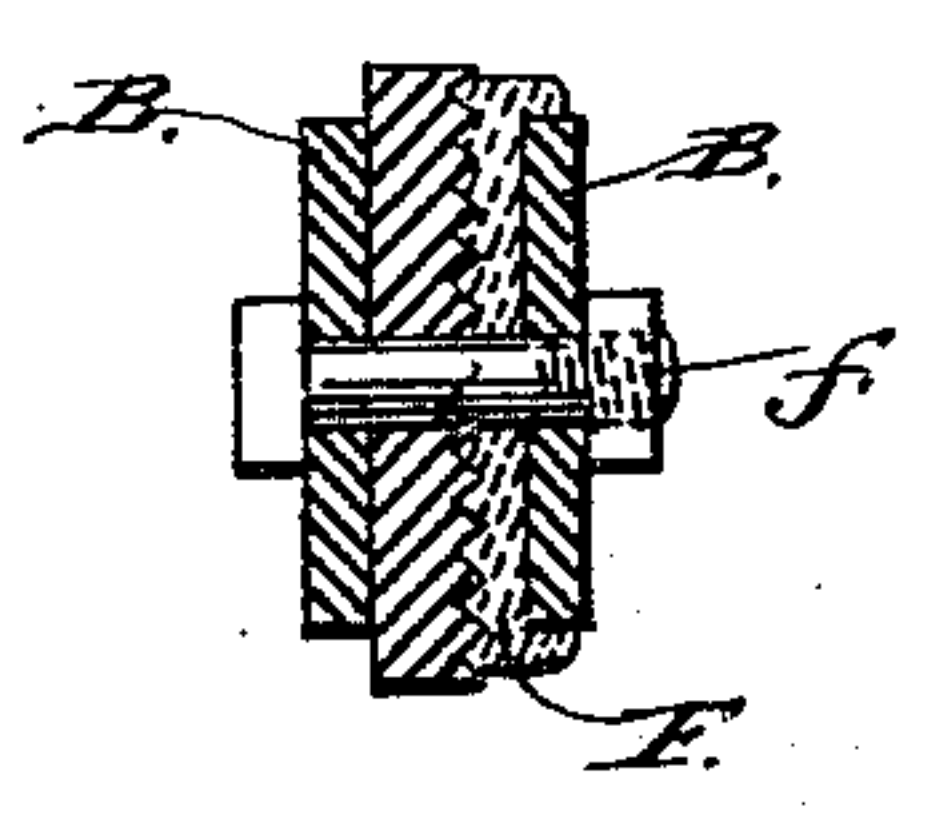


Fig. 3.



Witnesses:  
*John Donoghue*  
*Theo. Mungen.*

Inventor:  
*Thure Carlson*  
By *H. J. Ennis,*  
Attorney.

# UNITED STATES PATENT OFFICE.

THURE CARLSON, OF LOUISVILLE, KENTUCKY.

## IMPROVEMENT IN PLOWS.

Specification forming part of Letters Patent No. **212,188**, dated February 11, 1879; application filed December 31, 1878.

*To all whom it may concern:*

Be it known that I, THURE CARLSON, of Louisville, in the county of Jefferson and State of Kentucky, have invented certain new and useful Improvements in Plows; and I do hereby declare that the following is a full, clear, and exact description of the invention, which will enable others skilled in the art to which it appertains to make and use the same, reference being had to the accompanying drawings, and to letters of reference marked thereon, which form a part of this specification.

Figure 1 is a side elevation of a plow embodying my invention. Fig. 2 is a top-plan view of the same. Fig. 3 is an enlarged cross-sectional view of the ends of the handles attached to the standard by means of a bolt.

This invention has relation to plows; and it consists of certain improvements in the construction of the same, hereinafter more fully described, and particularly pointed out in the claim.

In the accompanying drawings similar letters of reference indicate like parts of the invention.

A is a standard and land-side, cast in one piece, being provided at its forward end with a seat, *a*, for securing the share, and at its rear end with a projecting lug, *b*, to which the handles B are secured. The top *c* of the standard A is made broader or stouter than its body, being thicker at its forward end, and tapering back toward the handles. The beam C is a double one, constructed of two flat pieces of iron, joined or welded at the front end, and, extending backward, they are separated, so as to pass on each side of the top *c* of the standard A, where it is braced by a bolt, D, thence extending back to the end of the top of the standard and secured by the bolt E. The bolt E passes through the rear ends of the beam and through a slot, *h*, in the standard A in such a manner as to clamp the ends of the beam securely to the standard. One

side of the standard A, where it comes in contact with the ends of the double beam C, is serrated, *i*, corresponding serrations *i'* being on the side of the beam C, so that by unscrewing the bolt E the standard A may be adjusted to give any desired pitch to the plow-point. The serrations in the standard and beam fitting together and held firmly by the bolt E, the whole is secured rigidly in its new position. It will thus be seen that in a very simple and effective way the plow is made adjustable.

The handles B B are secured to the opposite sides of the projecting lug *b* by means of the bolts *e* and *f*, which pass through one handle, thence through the lug on the standard, and, finally, through the other handle, thus securely clamping the handles B B to the lug *b*. The hole *k* in the lug *b*, through which the bolt *f* passes, is oblong, to allow the handles B B to be adjusted in a similar manner to the beam C. One side of the lug *b*, at its extreme end, is serrated, *l*, and the end of the handle on that side carries a shoe, F, which has corresponding serrations, so that the handles may be adjusted with regard to height in a manner similar to that by which the adjustment of the beam is effected.

Having thus described my invention, what I claim as new and useful, and desire to secure by Letters Patent of the United States, is—

The land-side A, forming the standard of the plow, and having the slotted arm *b* and the slotted forward extension *c*, of increasing thickness, in combination with the double beam C and adjustable handles B, substantially as and for the purpose set forth.

In testimony that I claim the foregoing as my own I affix my signature in presence of two witnesses.

THURE CARLSON.

Witnesses:

D. F. MURPHY,  
FRANK PORZIG.