

J. H. BARRINGER.
Pump-Tubing.

No. 212,173.

Patented Feb. 11, 1879.

FIG. 1.

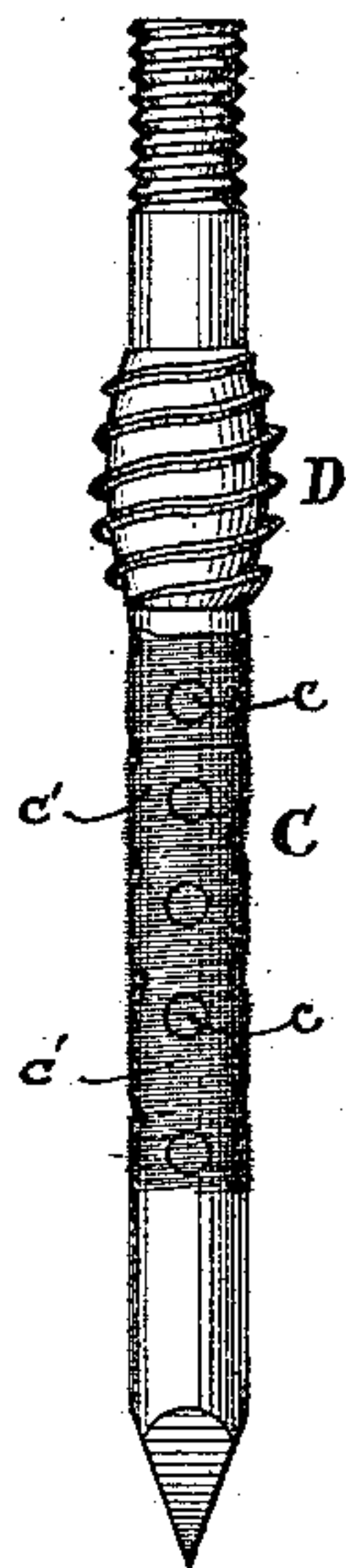


FIG. 2.

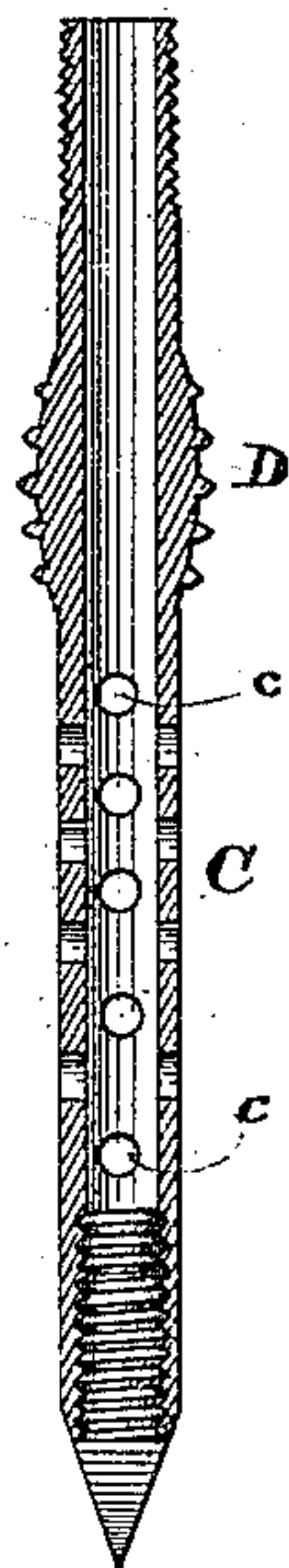
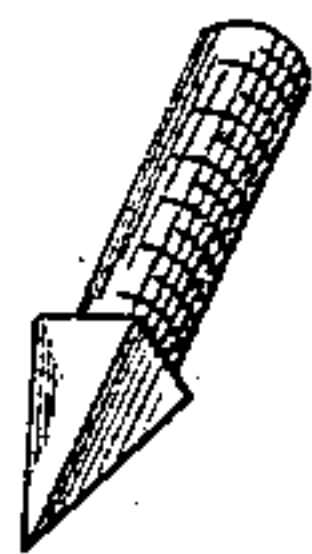


FIG 3



Witnesses
W. Bradford,
James H. Lange.

John H. Barringer.
Inventor
per Edson Bros.
Attorneys.

UNITED STATES PATENT OFFICE.

JOHN H. BARRINGER, OF LINCOLN, NEBRASKA.

IMPROVEMENT IN PUMP-TUBING.

Specification forming part of Letters Patent No. **212,172**, dated February 11, 1879; application filed May 15, 1878.

To all whom it may concern:

Be it known that I, JOHN H. BARRINGER, of Lincoln, in the county of Lancaster and State of Nebraska, have made certain Improvements in Pumps; and I do hereby declare that the following is a full, clear, and exact description of the invention, which will enable others skilled in the art to which it appertains to make and use the same, reference being had to the accompanying drawings, and to the letters of reference marked thereon, which form a part of this specification, and in which—

Figure 1 is a side elevation of my improved pump-tubing. Fig. 2 is a vertical section, and Fig. 3 is a detached view of a modification of a part thereof.

Corresponding parts in the several figures are denoted by like letters.

My invention relates to pumps; and its object is to make a well or hole in the earth without digging or removing any dirt therefrom, and putting in a pump at one and the same operation, and also to permit of its easy and ready removal from the earth without breaking or losing any of its parts; and it consists of a pump stock or barrel composed of sections of iron tubing, provided with an ordinary deep-well cylinder, and having a screw above the wire-covered perforations, as hereinafter more fully described and claimed.

C is the lowermost section of the pump-barrel, provided with perforations *c* about two feet, more or less, above its lower end, around which is wound a fine wire, *c'*, to serve as a filter, through which the water percolates. Suitably fastened to the section of pipe C is a screw, D, preferably egg-shaped, of greater width or diameter than the main part of the tubing, provided with a large thread to permit of its being screwed into the earth.

The operation is as follows: The screw D is forced into the ground by any suitable means, carrying with it the perforated section of pipe, the deep-well cylinder, and as many more sections of pipe connected together as are required to reach water. The bowl or head having the handle which operates the piston-rod is then attached, when the pump is in complete working order. As the screw D is of greater diameter than the tubing connecting therewith, it will be seen that the tubing above the screw will, to a great extent, be relieved from friction between the tubing and the earth.

My device can be as readily removed from as it can be inserted in the earth, thus overcoming the main objection of the driven-well system, in which about one-fourth of the pump is lost when the same is taken from the ground.

The shape of the screw D may be varied largely without departing from the spirit of my invention.

One advantage in placing the screw as described is, that while the point may be in gravel or quicksand the screw is lodged in the solid earth, thereby steadying the pipe.

Having thus described my invention, what I claim, and desire to secure by Letters Patent, is—

The section C, having the screw D above the perforated wire-covered portion of said section, substantially as and for the purpose set forth.

In testimony that I claim the foregoing as my own I hereunto affix my signature in the presence of two witnesses.

JOHN H. BARRINGER.

Witnesses:

P. S. GERGE,
ADNA DOBSON.