

W. H. BURDICK.
Boot-Jacks.

No. 212,128.

Patented Feb. 11, 1879.

Fig. 1.

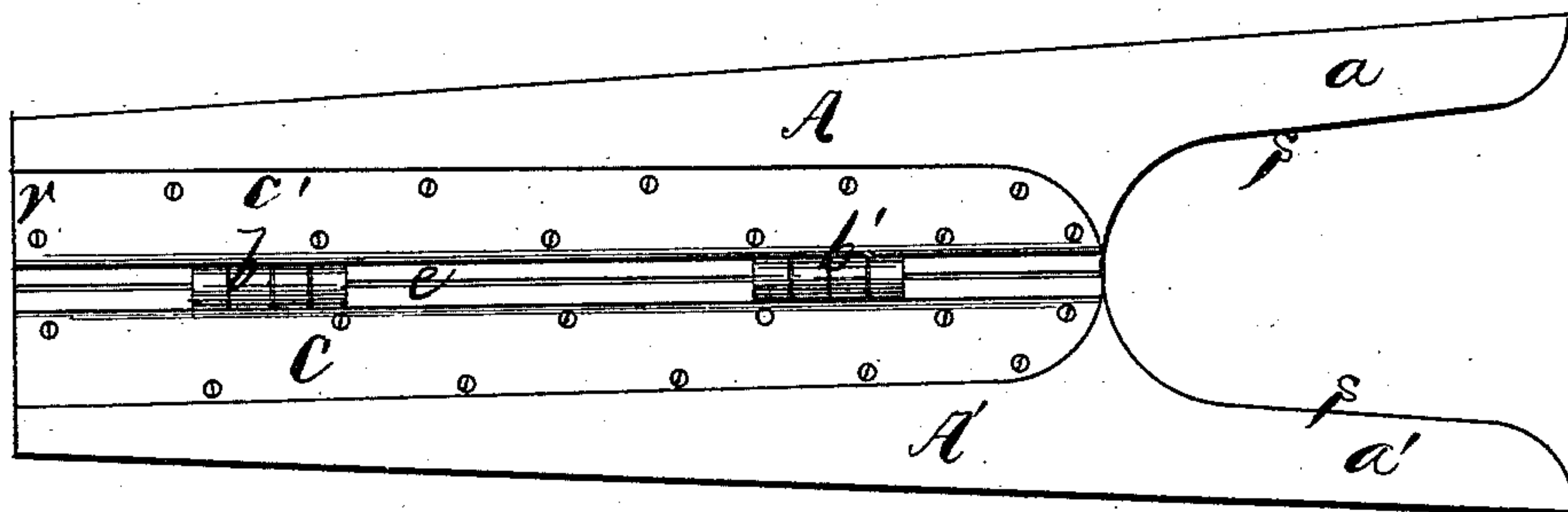


Fig. 2.

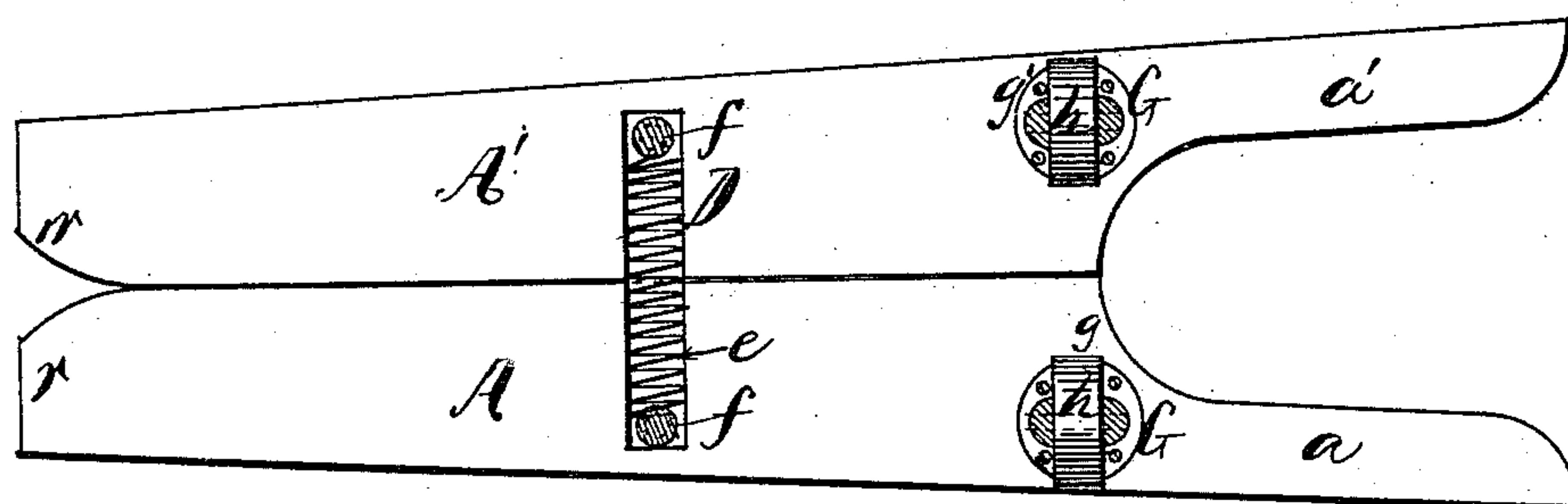



Fig. 3.



Witnesses:

J. Barrett

Ch. Regelman

Inventor:

William H. Burdick.

Per:

Richard Gesner,

Atty

UNITED STATES PATENT OFFICE.

WILLIAM H. BURDICK, OF ASHAWAY, RHODE ISLAND.

IMPROVEMENT IN BOOT-JACKS.

Specification forming part of Letters Patent No. **212,128**, dated February 11, 1879; application filed June 27, 1878.

To all whom it may concern:

Be it known that I, WILLIAM H. BURDICK, of Ashaway, in the county of Washington and State of Rhode Island, have invented new and useful Improvements in Boot-Jacks; and I hereby declare that the following is an exact and true description of my invention, which will enable others to make and use the same, reference being had to the accompanying drawings, forming a part of this specification, and to the letters and figures of reference marked thereon.

The object of my invention is to provide for a cheap and serviceable boot-jack, the jaws of which will automatically take hold of the heel of a boot when pressure is applied to the upper surface of the jack.

Referring to the drawings, Figure 1 represents the top of a boot-jack embodying my invention. Fig. 2 represents a bottom view, and Fig. 3 represents a side view, of the same.

My improved boot-jack is constructed in two parts, A and A', having jaws *a* and *a'*. The parts A and A' are hinged together at *b* and *b'*. Over the hinges are fastened the foot-rests *c* and *c'*. D is a spiral spring placed in a groove, *e*, and held therein by aid of the two screws *f f*. G G are casters, fastened at *g* and *g'* to the parts A and A'. The wheels *h h* of the casters are so pivoted that they revolve in a line parallel to the front and rear ends of the jack.

To use my improved jack, place it on the floor, insert the heel of the boot between the jaws, and in doing so steady the rear end, *r*, of the jack with the other foot. When the heel is placed between the jaws, place the other foot on the foot-rests *c* and *c'*, and by pressing down on them the caster-wheels will naturally slide outward, and the upper edges, S S, of the jaws will be moved toward the heel, and by taking hold of the same prevent the heel from slipping out of the jaws when in the act of removing the boot from the foot.

When pressure is thus applied to the upper part of the jack at *c* and *c'*, the spiral spring is expanded, and when the pressure is relieved the spring goes back to its original position, and the hold on the heel is released.

Having thus described my invention, I desire to claim—

A boot-jack constructed of the parts A A', hinged together at *b* and *b'*, and provided underneath with a spring, D, and the casters G G, substantially as and for the purpose set forth.

This specification signed this 22d day of June, 1878.

WILLIAM H. BURDICK.

Witnesses:

CH. RIEGELMAN,
G. A. TAYLOR.