

J. N. REECE.  
Cartridge-Carrier.

No. 212,054.

Patented Feb. 4, 1879.

Fig. 1.

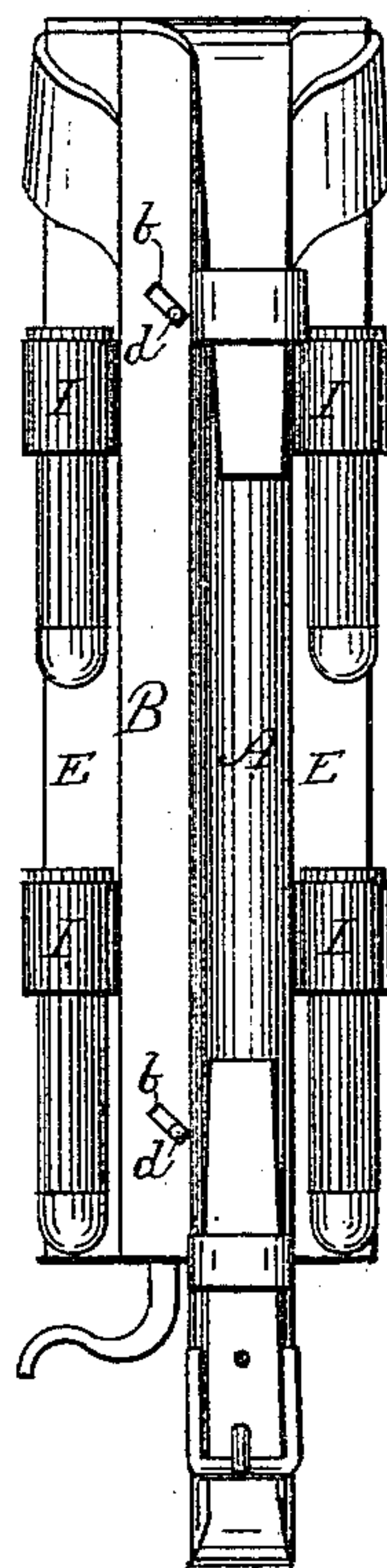


Fig. 2.

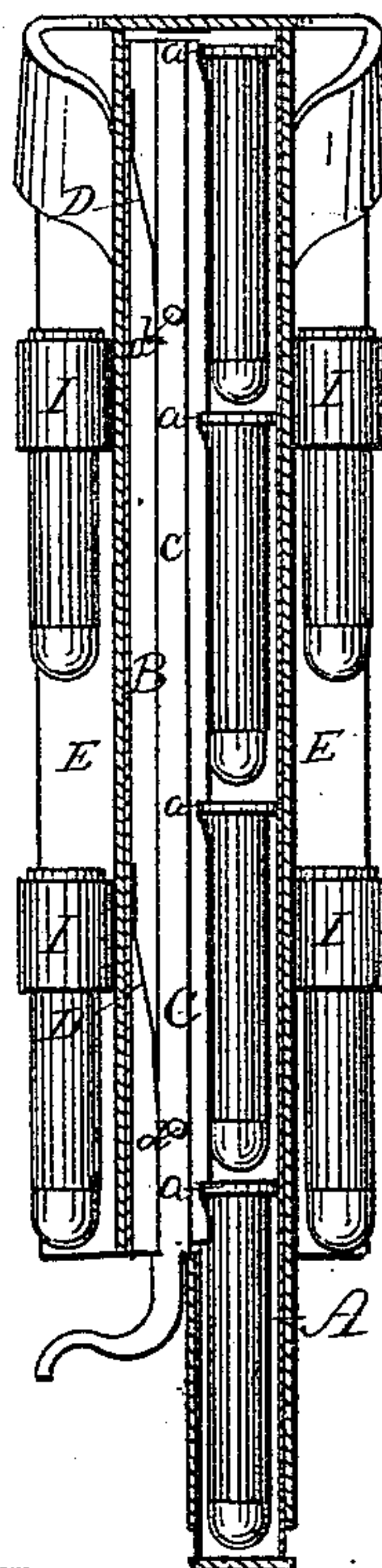
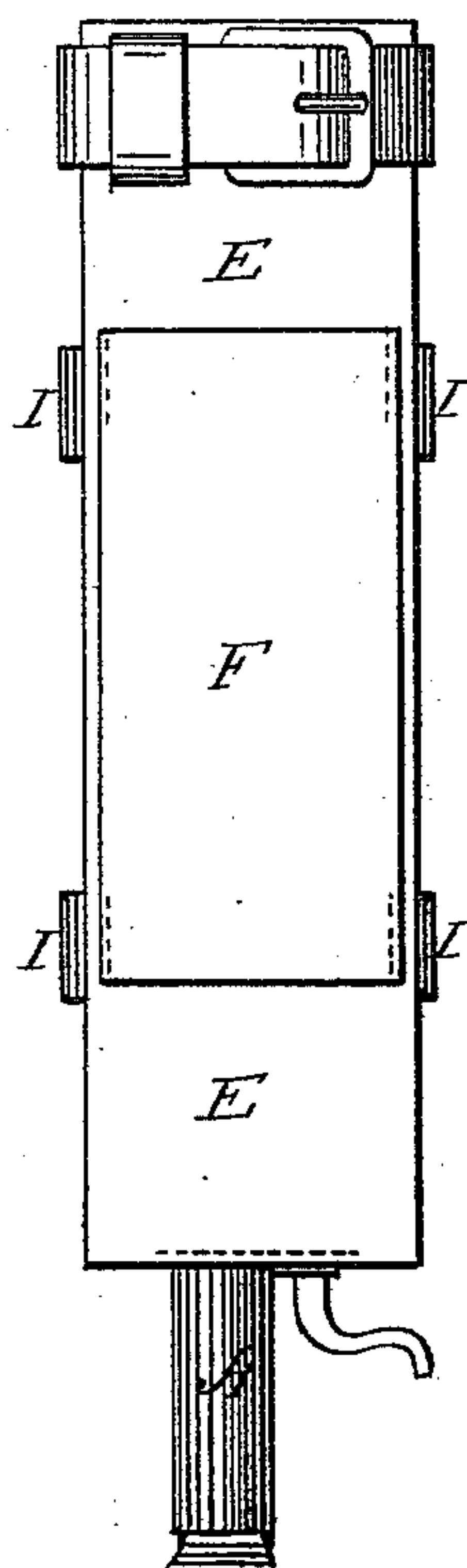


Fig. 3.



Witnesses:

J. W. Garner?  
W. L. D. Haines.

Inventor:  
J. N. Reece.  
per  
F. A. Lehmann,  
att'y.

# UNITED STATES PATENT OFFICE

JASPER N. REECE, OF SPRINGFIELD, ILLINOIS.

## IMPROVEMENT IN CARTRIDGE-CARRIERS.

Specification forming part of Letters Patent No. **212,054**, dated February 4, 1879; application filed December 19, 1878.

*To all whom it may concern:*

Be it known that I, JASPER N. REECE, of Springfield, in the county of Sangamon and State of Illinois, have invented certain new and useful Improvements in Cartridge-Carriers; and I do hereby declare the following to be a full, clear, and exact description of the invention, such as will enable others skilled in the art to which it pertains to make and use it, reference being had to the accompanying drawing, which forms part of this specification.

The nature of my invention consists in the construction and arrangement of a cartridge carrier or box for loading magazine fire-arms at one operation, as will be hereinafter more fully set forth.

The annexed drawing, to which reference is made, fully illustrates my invention.

A represents a tube, of suitable dimensions, and made of metal or other suitable material. This tube is, on one side, provided with a longitudinal chamber or channel, B, for holding a bar, C, in which are cut square notches *a a*, equal to the depth of the rim on the cartridge-shells.

At one side of the bar C are springs D, which press the bar down obliquely, thus forcing the notches *a* over the rims of the cartridges, thereby holding the cartridges separate from each other and in place.

On the side of the chamber B, at each end, is cut an inclined notch or slot, *b*, in which works a pin, *d*, attached to the bar C, for the purpose of allowing the bar to be raised obliquely by pressing the end of the bar, the lower end of the bar being for that purpose formed or provided with a suitable finger-piece.

The pins *d*, when pressure is exerted upon the bar, ride up the inclined slots or notches *b*, thus raising the bar obliquely, and permitting the tube A to be filled with cartridges.

When the pressure is removed from the end of the bar the springs D move it back to its position, catching and forcing the shells into the notches, holding them firm, separate, and independent from each other.

By the simple motion of opening the cap of

the magazine in the gun and inserting the mouth of the tube A into the counterbore of the magazine, and pressing on the bar C, thus relieving the pressure on the rims of the shells, the magazine can be filled at one operation. The pressure being off, the weight of the cartridges will be sufficient to carry them into the magazine of the gun. Thus, by one motion with this arrangement, the magazine of the gun can be filled.

These cartridge carriers, boxes, or tubes will be made to hold the same number of cartridges as the magazine of the gun, and can be arranged so as to have one or any number of tubes side by side on one piece of material. E represents such material, which may be attached by a strap or straps passing over each or either shoulder.

The tube or set of tubes is provided with loops F for the passage of a belt, which may be worn as a waist-belt. To such waist-belt, in the rear, may be fastened two straps, to pass up the back and over each shoulder and breast, and fastened to the waist-belt in front, with a cross-piece fastened to each of the straps from shoulder to shoulder on the back. By this arrangement the weight of the carriers is equalized, and rests equally upon the shoulders.

In order that single cartridges may be carried for the single-shot attachment to the gun, loops I I are fastened to the carrier and belt, in which cartridges may be carried for use when the gun is used as a single breech-loader.

In all magazine-guns where the cartridges rest one upon the other, the point of the bullet is apt to be upset, so that when it is fired from the gun it swerves from its course and misses the mark. The object of my invention is to overcome this defect, and this I accomplish by the use of shoulders, as shown, so as to hold each one independently of the others.

Having thus fully described my invention, what I claim as new, and desire to secure by Letters Patent, is—

1. In a cartridge-carrier, a bar, C, extending the length thereof, and adapted, as shown, to hold the cartridges independently of each



other and release them simultaneously by a single movement of the bar, substantially as and for the purposes set forth.

2. The combination of the tube A, provided with the chamber or channel B, the bar C, having notches *a*, the springs D, pins *d*, and inclined slots *b*, substantially as and for the purposes herein set forth.

In testimony that I claim the foregoing I have hereunto set my hand this 13th day of December, 1878.

JASPER N. REECE.

Witnesses:

A. LEIBER,  
JNO. M. ADAIR.