

T. M. McNEELY.  
Bale-Tie.

No. 212,033.

Patented Feb. 4, 1879.

Fig. 1.

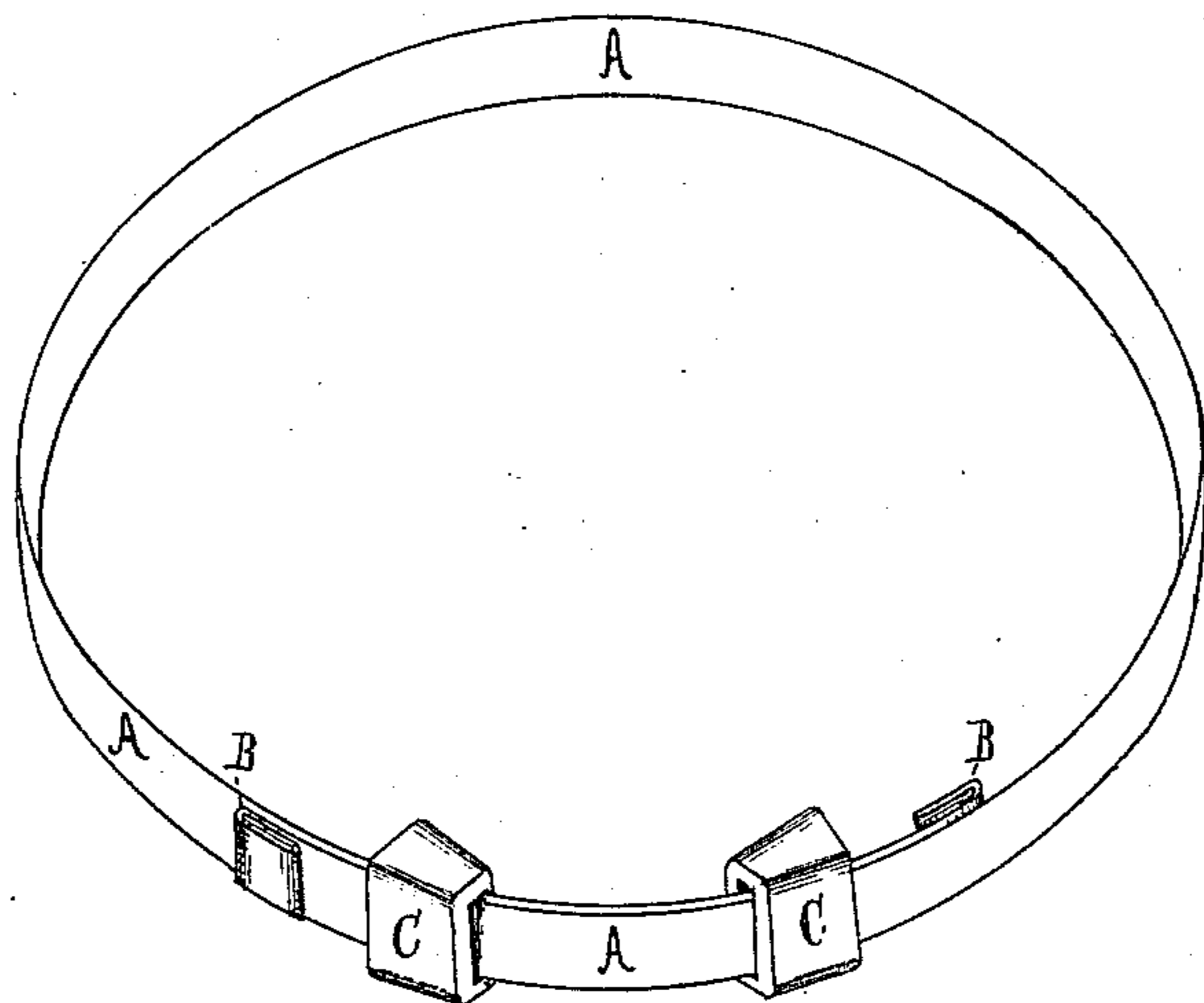


Fig. 2.

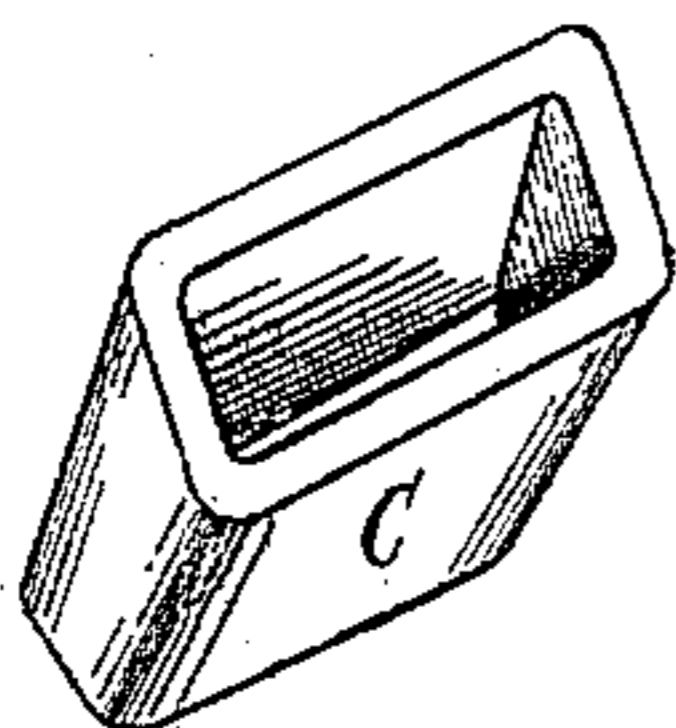


Fig. 3.

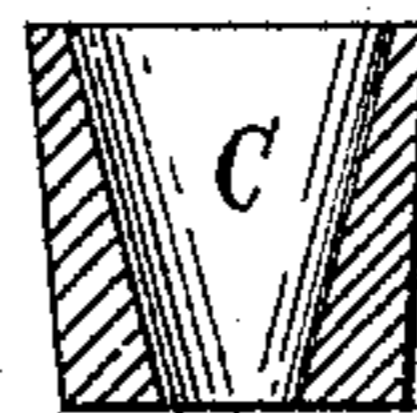
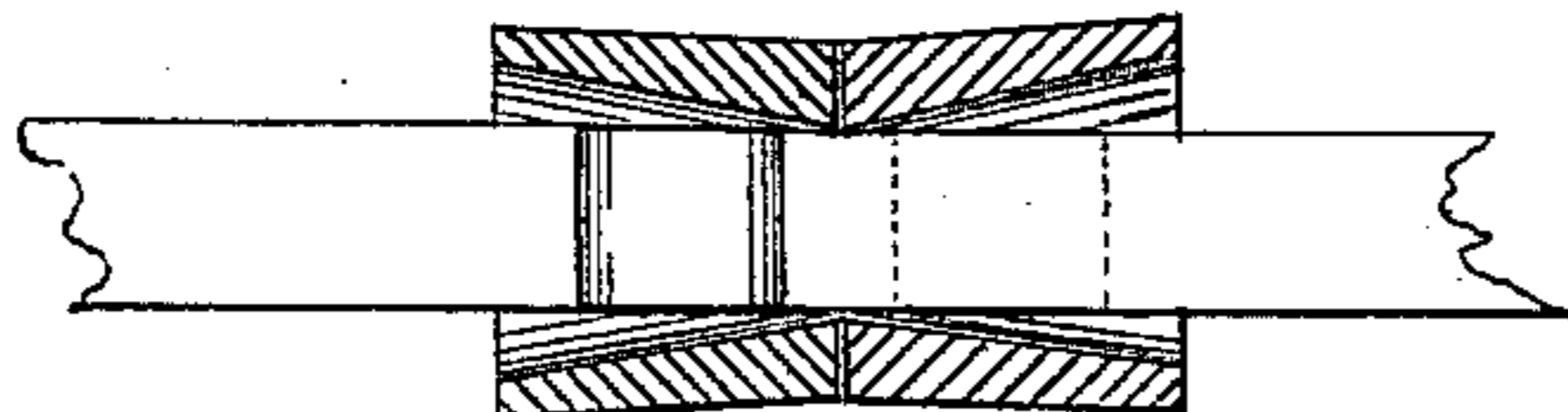


Fig. 4.



Witnesses.

L. Darnford  
J. A. Macaulay

Inventor.

T. M. McNeely

# UNITED STATES PATENT OFFICE.

THOMAS M. McNEELY, OF WASHINGTON, DISTRICT OF COLUMBIA.

## IMPROVEMENT IN BALE-TIES.

Specification forming part of Letters Patent No. **212,033**, dated February 4, 1879; application filed January 9, 1879.

*To all whom it may concern:*

Be it known that I, THOMAS M. McNEELY, of the city of Washington, District of Columbia, have invented certain new and useful Improvements in Bale-Ties; and I do hereby declare that the following is a full, clear, and exact description of the invention, which will enable others skilled in the art to which it appertains to make and use the same, reference being had to the accompanying drawings, and to letters of reference marked thereon, which form a part of this specification.

My invention consists of a combination of straps or bands of suitable material and hollow metal blocks or collars, arranged or combined in such a manner as to constitute a fastening or tie for use in securing bales and packages of cotton and other merchandise, and is fully set forth in the following description.

The device consists of two metal blocks or collars, each having a wedge-shaped hollow through it, in combination with the enlarged thickened bent or doubled ends of the strap or band.

To make the combination for which I ask Letters Patent, one end of the strap or band is passed through the larger opening of the hollow in one of the collars and the smaller opening of the hollow in the other collar, and after having been drawn through both a sufficient distance is enlarged or thickened, so as to prevent it from slipping back through and out of the collars, but so as to permit it to enter and fit tightly in the wedge-shaped hollow of one of the collars. This thickening or enlarging may be done by simply bending or doubling it upon itself once or more, as may be necessary. The other end of the band,

after having been passed around the package or bale, is passed through both collars in a similar manner, but in the opposite direction, and is then thickened or enlarged in the same manner as the first end, thus forming a secure and certain fastening or tie.

In the accompanying drawings, in which similar letters of reference indicate like parts, Figure 1 is a perspective of a device embodying my invention. Fig. 2 is a perspective of one of the blocks or collars with the wedge-shaped hollow. Fig. 3 is a vertical section of the same collar, showing more plainly the wedge form or shape of the hollow; and Fig. 4 is a longitudinal section of both collars with their smaller ends drawn closely together, showing the shape or form of the double hollow wedge resulting from my combination, as described.

The letters A A A indicate the strap or band; B B, the thickened ends of the band, and C C the hollow blocks or collars.

In Fig. 1 the ends of the band are passed through the two collars and thickened or enlarged, as hereinbefore described.

What I claim as my invention is—

The two metal blocks or collars, each having a wedge-shaped hollow through it, in combination with the enlarged or thickened ends of the strap or band, substantially as described.

In testimony that I claim the foregoing as my own I affix my signature in presence of two witnesses.

THOMAS M. McNEELY.

Witnesses:

L. DANFORD,  
J. A. MACAULEY.