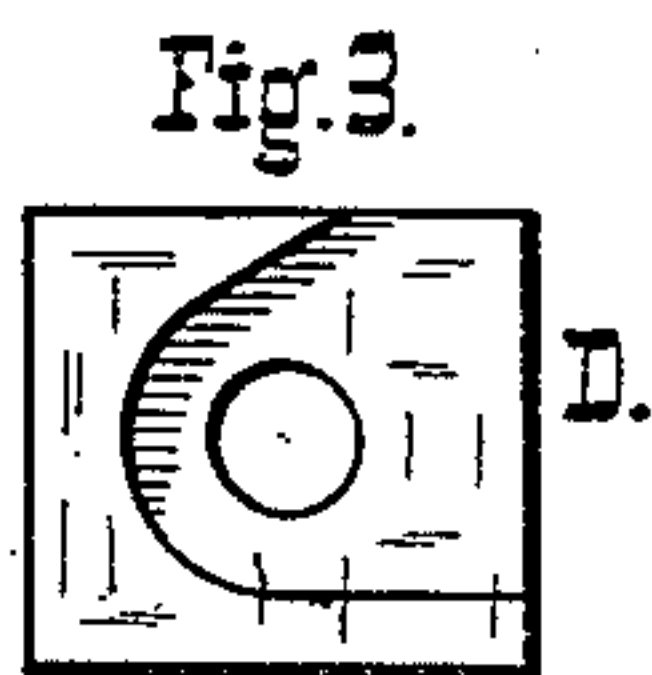
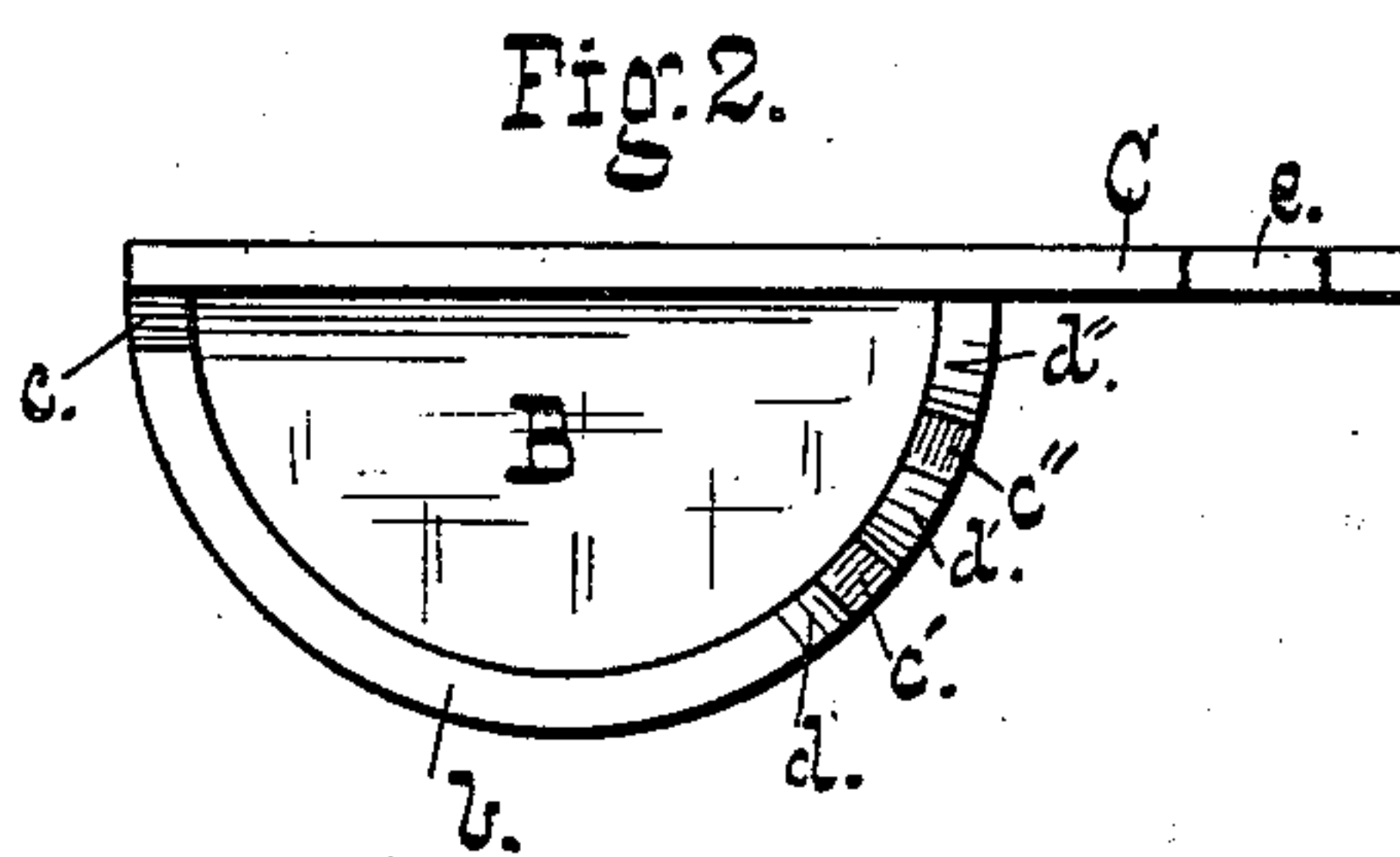
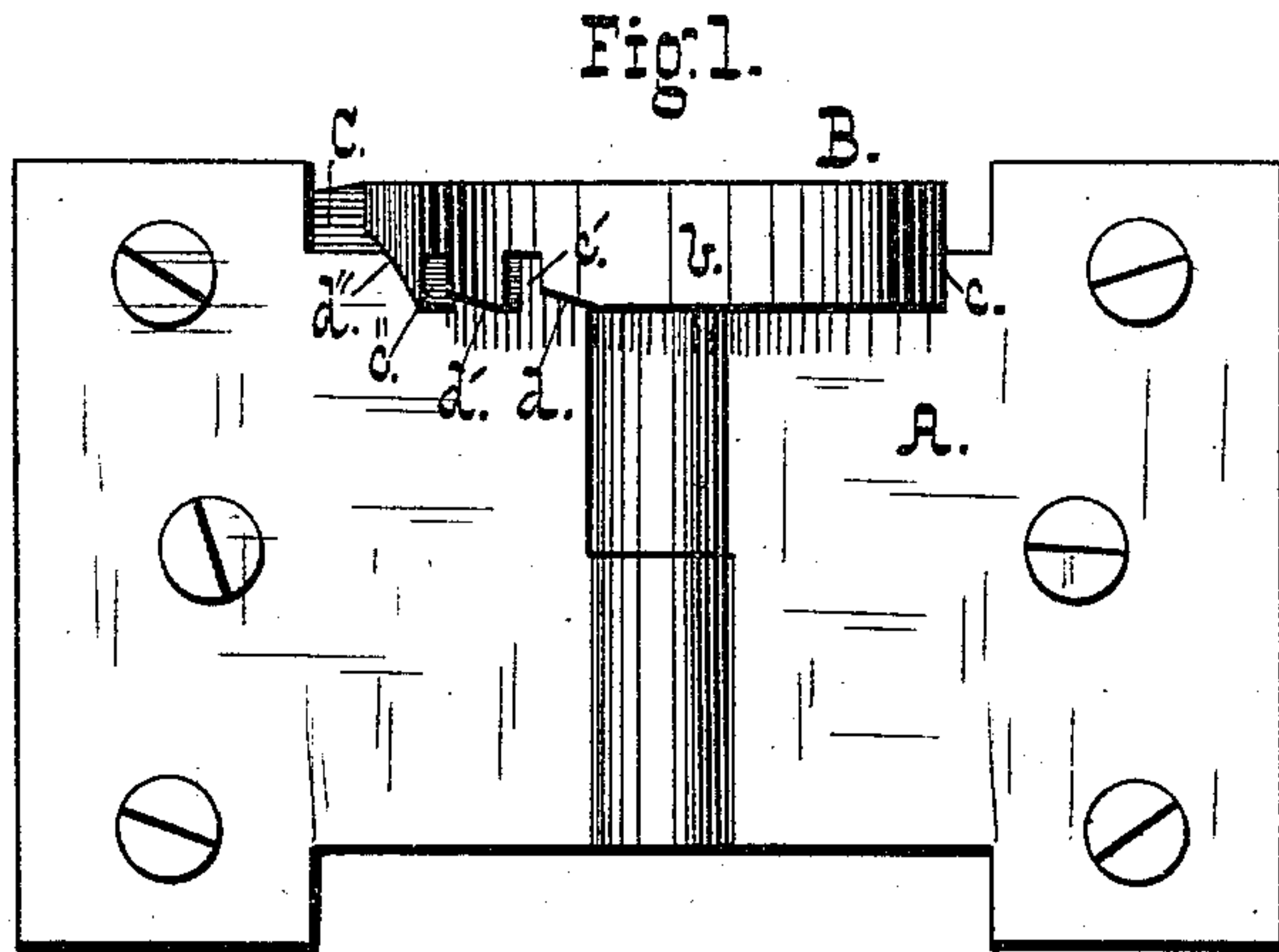


B. G. FITZHUGH.
Gravity Catch for Hinges.

No. 211,900.

Patented Feb. 4, 1879.



Witnesses,
W. A. Bertram.
Dr. L. N. Barclay.

Inventor
Benj. G. Fitzhugh.
by
R. W. Williams.
Attorney

UNITED STATES PATENT OFFICE.

BENJAMIN G. FITZHUGH, OF BALTIMORE, MARYLAND, ASSIGNOR TO
A. KIRKLAND WEEKS, OF SAME PLACE.

IMPROVEMENT IN GRAVITY-CATCHES FOR HINGES.

Specification forming part of Letters Patent No. **211,900**, dated February 4, 1879; application filed
December 23, 1878.

To all whom it may concern:

Be it known that I, BENJAMIN G. FITZHUGH, of Baltimore city, State of Maryland, have invented certain new and useful Improvements in Hinges; and I hereby declare the same to be fully, clearly, and exactly described, as follows, reference being had to the accompanying drawings.

This invention relates to that class of hinges in use upon outside shutters; and it consists in a device for securing the shutter in a bowed position or wide open, as may be desired, constructed as hereinafter fully set forth.

In the accompanying drawings, A represents a hinge of the usual construction; and B is the attachment for engaging therewith, consisting of a semicircular metallic plate, having a circumferential flange, *b*, and lateral extension C. The flange is provided with slots *c c' c''*, toward which it is beveled on one side, as shown at *d d' d''*, for a purpose which will be presently explained.

The piece B is attached, as shown, being pivoted upon the upper attaching-screw of the hinge, which passes through the hole *e*, and is confined between the latter and the side of the window-sash. D represents a metallic box, mortised into the sash under the extension C of the catch B, in order to prevent the wearing away of the wood. As the shutter is opened the movable part of the hinge traverses the incline *d''* and lifts the piece B. If it is desired to bow the shutter it is moved sufficiently far

to bring the movable part of the hinge under the appropriate slot, when the piece B falls and secures it. In order to prevent the piece B from securing the shutter in the slots seriatim, or involving the necessity for holding up the piece with one hand while the shutter is opened with the other, I bevel the flange *b* at the outside of the slots, as shown. When the shutter is pushed open in the usual way, the movable part of the hinge crosses the slots before the piece has time to drop and secure it.

The device is adapted for attachment to an ordinary hinge, is simple in construction, thoroughly efficient in operation, and can be constructed and applied at but a trifling cost.

As an incidental advantage, it may be mentioned that the piece B covers the hinge-pivot, and prevents, in a great degree, the entrance of water and incident rusting.

What I claim as new is—

The combination, with the leaves of a hinge, of a flanged gravity-catch attached to one of the leaves and slotted to engage with the other, said catch being provided with incline *d''*, to automatically lift the same, and inclines *d d'* upon the exit sides of the slots, whereby the leaves may be opened without engaging therewith, substantially as described.

BENJAMIN G. FITZHUGH.

Witnesses:

R. D. WILLIAMS,
C. E. SIMMONS.