

R. S. CHAFFEE.
Magazine for Fire-Arms.

No. 211,887.

Patented Feb. 4, 1879.

Fig. 1.




Fig. 2.

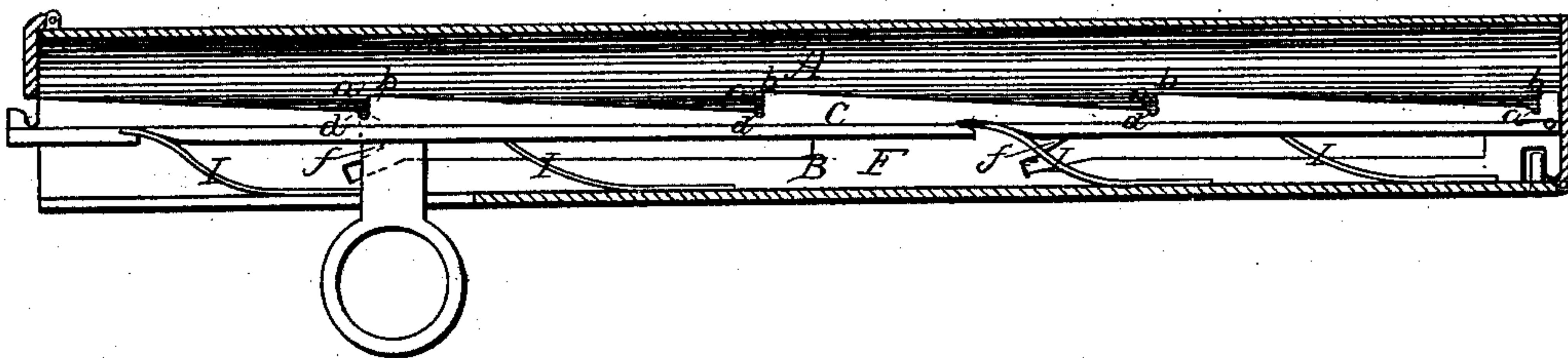


Fig. 3.

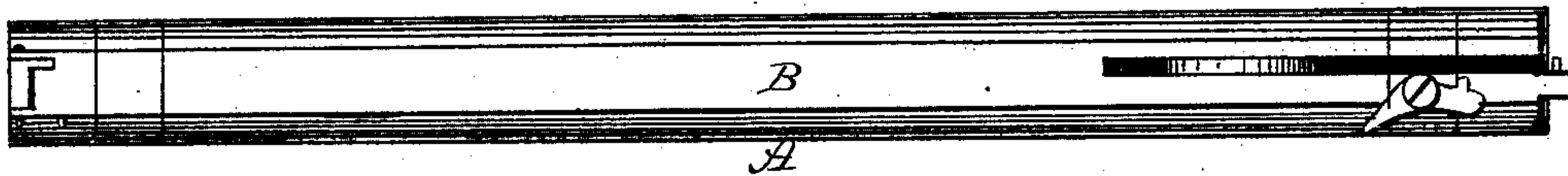
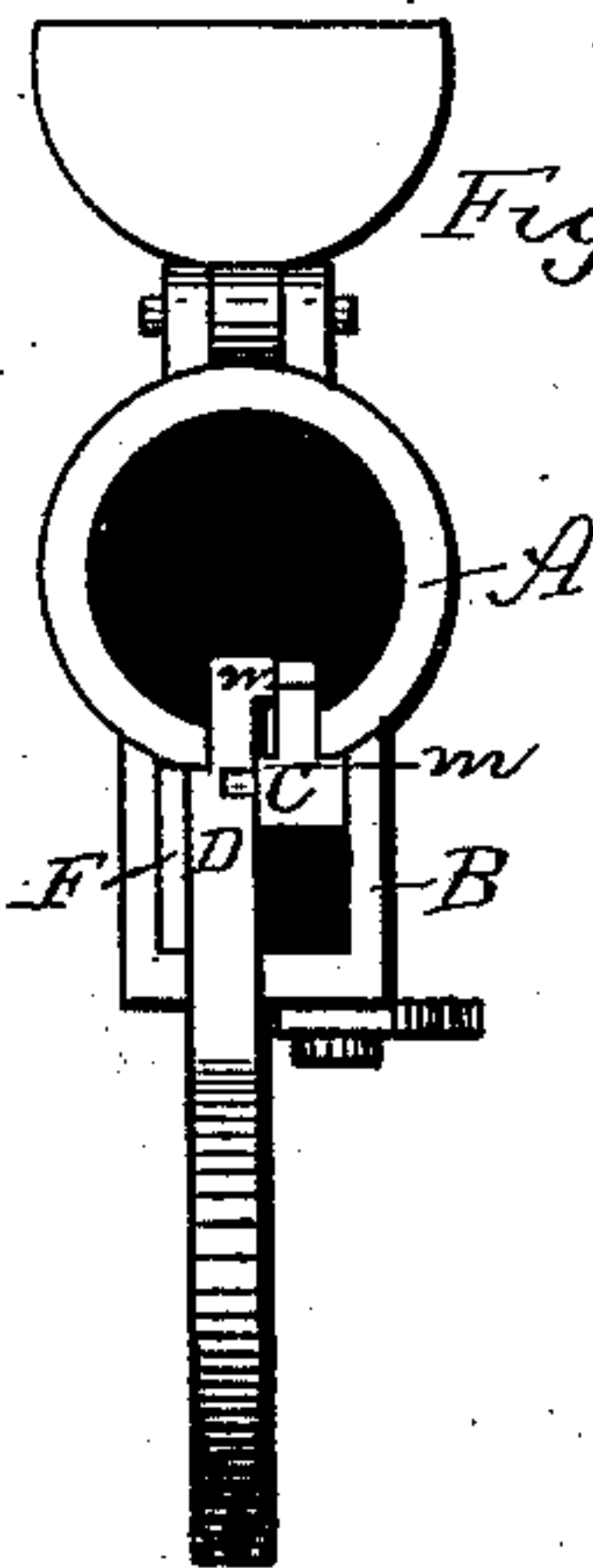


Fig. 4.



Witnesses:

J. W. Garner
W. S. D. Haines

Inventor:
R. S. Chaffee
per
J. A. Lehmann,
Atty.

UNITED STATES PATENT OFFICE.

REUBEN S. CHAFFEE, OF SPRINGFIELD, ILLINOIS, ASSIGNOR OF ONE-HALF HIS RIGHT TO J. N. REECE, OF SAME PLACE.

IMPROVEMENT IN MAGAZINES FOR FIRE-ARMS.

Specification forming part of Letters Patent No. **211,887**, dated February 4, 1879; application filed December 20, 1878.

To all whom it may concern:

Be it known that I, REUBEN SHIPLEY CHAFFEE, of Springfield, in the county of Sangamon and State of Illinois, have invented certain new and useful Improvements in Magazine Fire-Arms; and I do hereby declare the following to be a full, clear, and exact description of the invention, such as will enable others skilled in the art to which it pertains to make and use it, reference being had to the accompanying drawings, which form part of this specification.

The nature of my invention relates to magazine fire-arms; and it consists in the construction of the loading-bars, and in the employment of a third bar for automatically pressing the two loading-bars down below the tube, as will be hereinafter more fully set forth.

The annexed drawing, to which reference is made, fully illustrates my invention.

A represents the usual tube or magazine of a magazine fire-arm, provided on its under side with the longitudinal chamber or channel B, for receiving the loading-bars. C and D are the loading-bars. The bar C is stationary, while the bar D has a backward and forward motion, corresponding with the action of the breech-block as it travels back and forth.

The bars C D are, in their upper edges, provided with notches *a a*, forming shoulders *b b* behind the rims of the cartridges, and smaller shoulders *d d* in front thereof, whereby the cartridges or shells are held in position firm and immovable by the rims, keeping each cartridge free and independent, not permitting them to rest on each other, thus preventing danger from explosion, &c.

In magazine fire-arms as now constructed, when loading the magazine a certain amount of resistance must be overcome in pressing the cartridges singly into the magazine, thus requiring one motion for every cartridge. To obviate this and allow the cartridges to pass free and without any resistance into the magazine, I employ a third bar, F, in combination with the two loading-bars C D. This bar F is provided with inclined notches *f f*, to work over pins *e e* in the side of the movable bar D.

The end of the bar F is formed with a hook, *h*, which engages with a hook or lug, *i*, formed on and projecting from the inner end of the hinged cap G of the magazine.

The adjacent faces of the two loading-bars C and D are formed with corresponding shoulders *m m*, as shown.

Now, by simply opening the cap G of the magazine, the bar F is, by the hooks *i h*, drawn out sufficiently to cause its inclines *f* to act upon the pins *e* in the bar D, and press the same down. By means of the shoulders *m m* the stationary bar C is then also pressed down.

Both the loading-bars being thus pressed below the tube, the cartridges can pass free, and without any resistance, into the magazine; and when the cap G is closed, the loading-bars are, by means of their springs I, forced back, catching the cartridges in the vertical notches *a*, holding them fast and in position.

Heretofore very light springs had to be used on the loading-bars, in order that the magazine might be loaded by hand.

By my invention I can use such strong springs that the magazine cannot be filled by pressing them down in pushing cartridges into the magazine. This is of great importance, as the strong springs are not affected by rust, like the light ones.

In my arrangement of the bars of the magazine I have a positive action, being so arranged that by one motion the magazine may be filled, thus saving time, labor, &c.

Having thus fully described my invention, what I claim as new, and desire to secure by Letters Patent, is—

1. The loading-bars C D, provided with notches *a*, forming shoulders *b d* in rear and front of the rims of the cartridges, for the purposes herein set forth.

2. In combination with the loading-bars C D, having shoulders *m m* on their adjacent faces, the auxiliary bar F, provided with inclines *f f*, which work over pins *e e* in the bar D, and said auxiliary bar operated by the cap G of the magazine, substantially as and for the purposes herein set forth.

In testimony that I claim the foregoing I have hereunto set my hand this 13th day of December, 1878.

REUBEN S. CHAFFEE.

Witnesses:

A. LEIBER,

JNO. M. ADAIR.