

E. FONTAINE.
Pin-Packages.

No. 211,723.

Patented Jan. 28, 1879.

Fig. 1

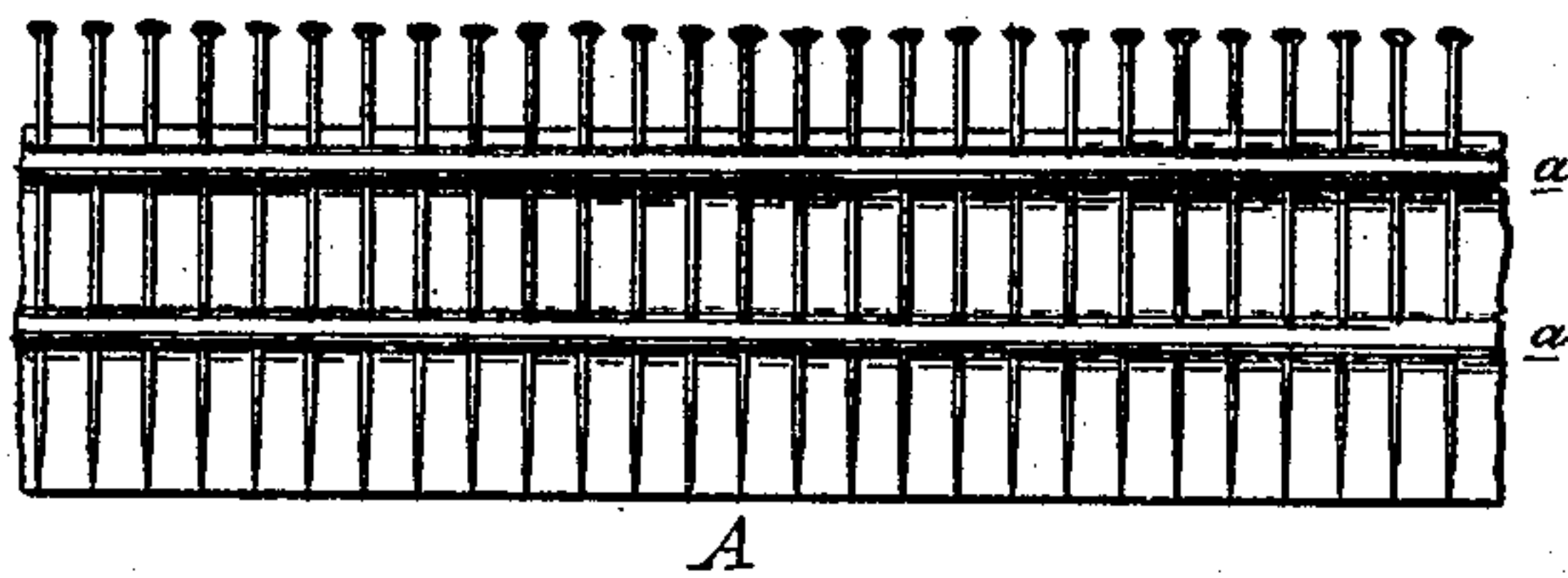


Fig. 2

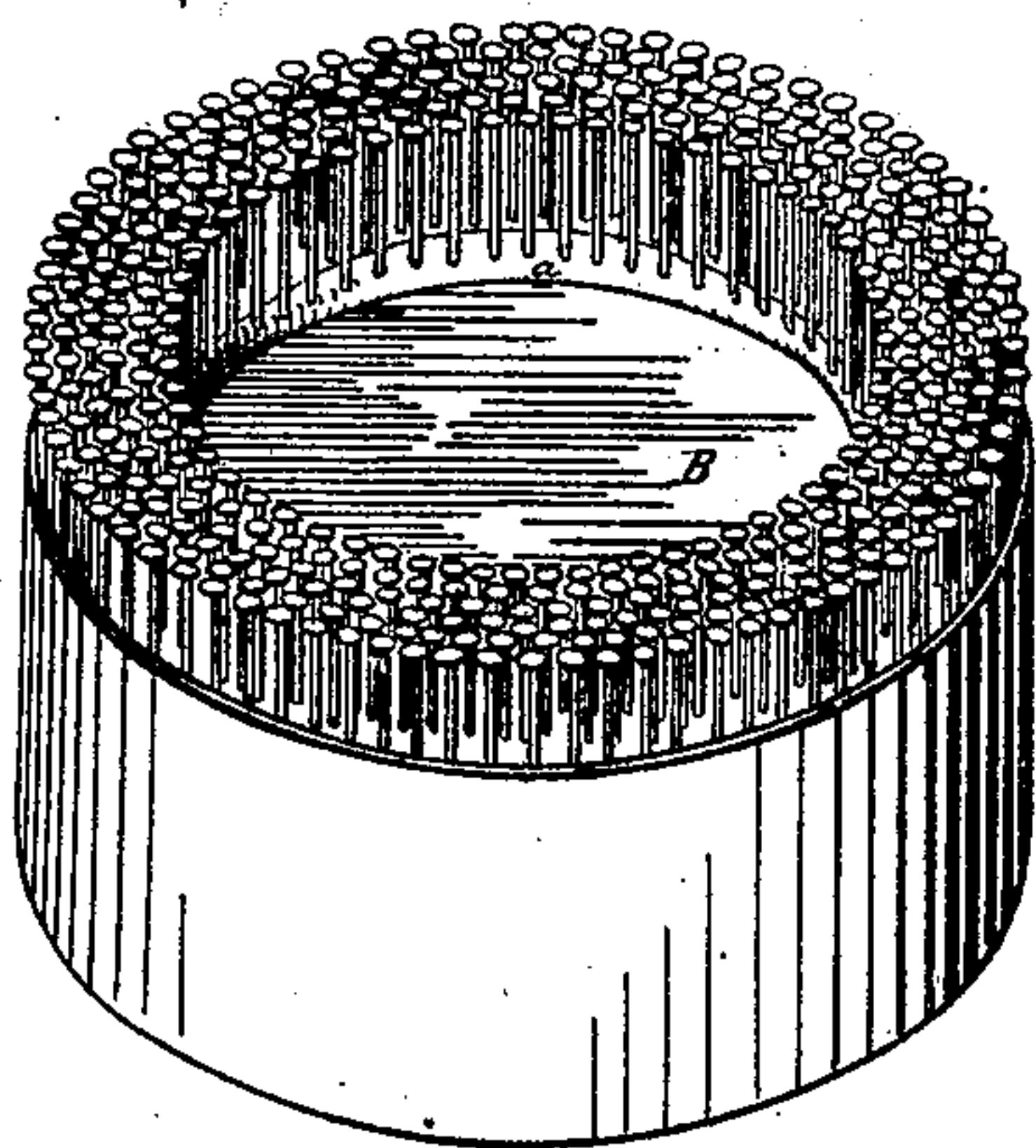
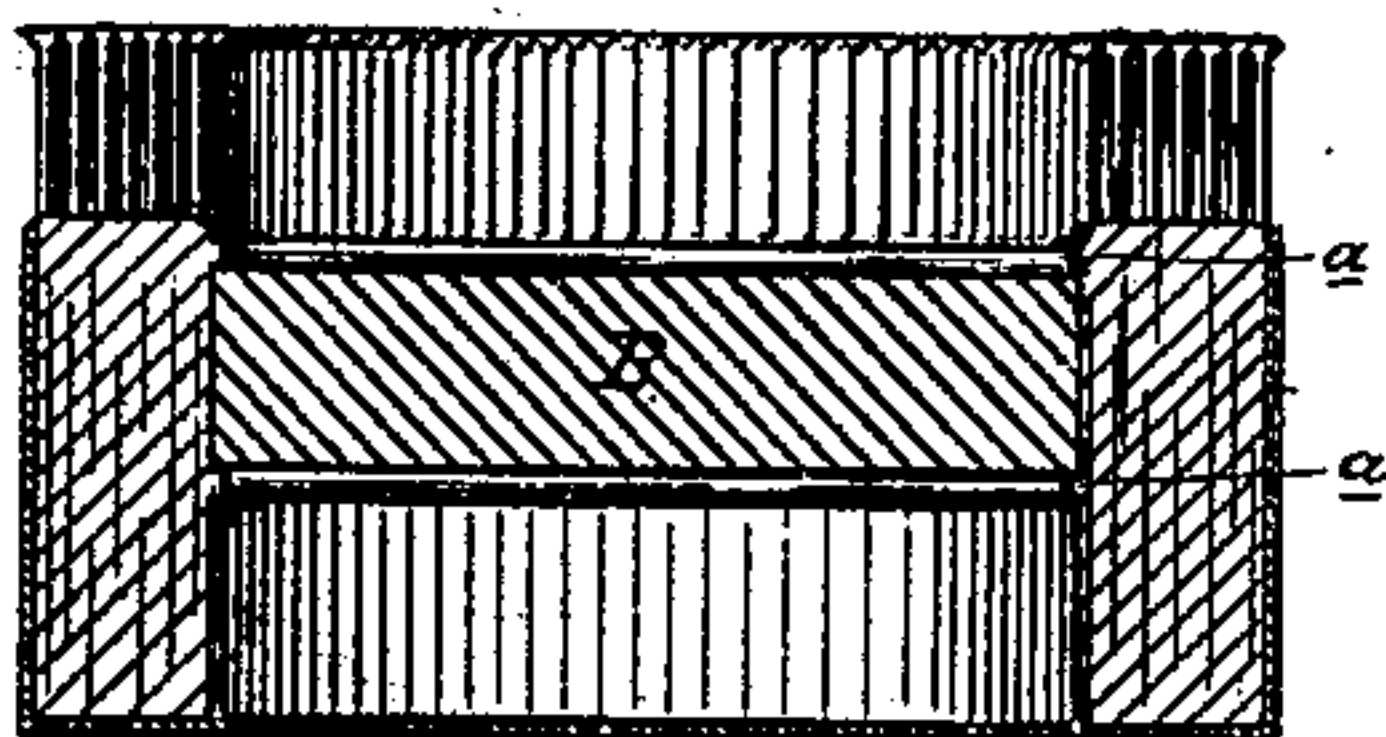


Fig. 3



Attest:

A. Barthel
Notary Public

Inventor:

E. Fontaine
By Atty
Thos. S. Sprague

UNITED STATES PATENT OFFICE.

EUGENE FONTAINE, OF DETROIT, MICHIGAN, ASSIGNOR TO THE NATIONAL PIN COMPANY, OF SAME PLACE.

IMPROVEMENT IN PIN-PACKAGES.

Specification forming part of Letters Patent No. **211,723**, dated January 28, 1879; application filed October 28, 1878.

To all whom it may concern:

Be it known that I, EUGENE FONTAINE, of Detroit, in the county of Wayne and State of Michigan, have invented an Improvement in Pin-Packages, of which the following is a specification:

The nature of my invention relates to new and useful improvements in the packages in which pins are put upon the market; and the invention consists in the construction of the pin-package, as more fully hereinafter described.

Referring to the drawings, Figure 1 shows a plan view of a section of a strip of paper in which pins are placed by the usual sticking-machine. Fig. 2 is a perspective of my improved pin-package ready for market. Fig. 3 is a vertical cross-section of the same.

In the accompanying drawings, which form a part of this specification, A represents a strip of pin-paper, provided with two projecting ribs, *a a*, made by creasing the strip from the opposite side. These ribs are parallel, and vertically through them are stuck the pins, as shown in Fig. 1, their points being coincident with the lower edge of the strip, while their upper ends project above the upper edge of the strip about one-third their length.

A block, B, of any suitable material, and of any desired size and form, is prepared, the edges of which will fill the space between the projecting ribs *a a*. The paper strip, of the proper length and holding the requisite number of pins, is then wrapped around the block, as shown in Figs. 2 and 3, the projections holding the block in place. On the succeeding wraps being made, the projecting ribs will become coincident with, and partially fit into, the recesses formed in the opposite side of the paper

strip. The entire strip having been wound around the block, as described, in overlapping succession, the free end of the strip may then be secured by a tack driven through the paper into the edge of the block, or by any convenient way. In this manner a box of the shape of the center-block is formed, as shown in Figs. 2 and 3, and the bottom of this box may be finished in any desired style of ornamentation. This box may be utilized upon the dressing-table to hold loose pins, small articles of jewelry laid aside for the night, and for many other purposes.

To give a better external finish, an ornamental strip of paper may be pasted on the sides to conceal the pin-paper, and a label may be pasted on the bottom of the package.

It will be noticed that the package described is a firm one, easily and cheaply made, and performs a double office—to wit, of securing the pins for shipment and use, and forming a toilet or jewel box while the pins are being used.

What I claim as my invention, and desire to secure by Letters Patent, is—

1. In a pin-package, the block B, held between the ribs of the inclosing pin-paper, substantially as described and shown.

2. The combination of the pin-paper A, provided with parallel projecting ribs *a a*, stuck with pins, with the block B and cup or chamber above said block, substantially as described.

EUGENE FONTAINE.

Witnesses:

H. S. SPRAGUE,
CHAS. J. HUNT.