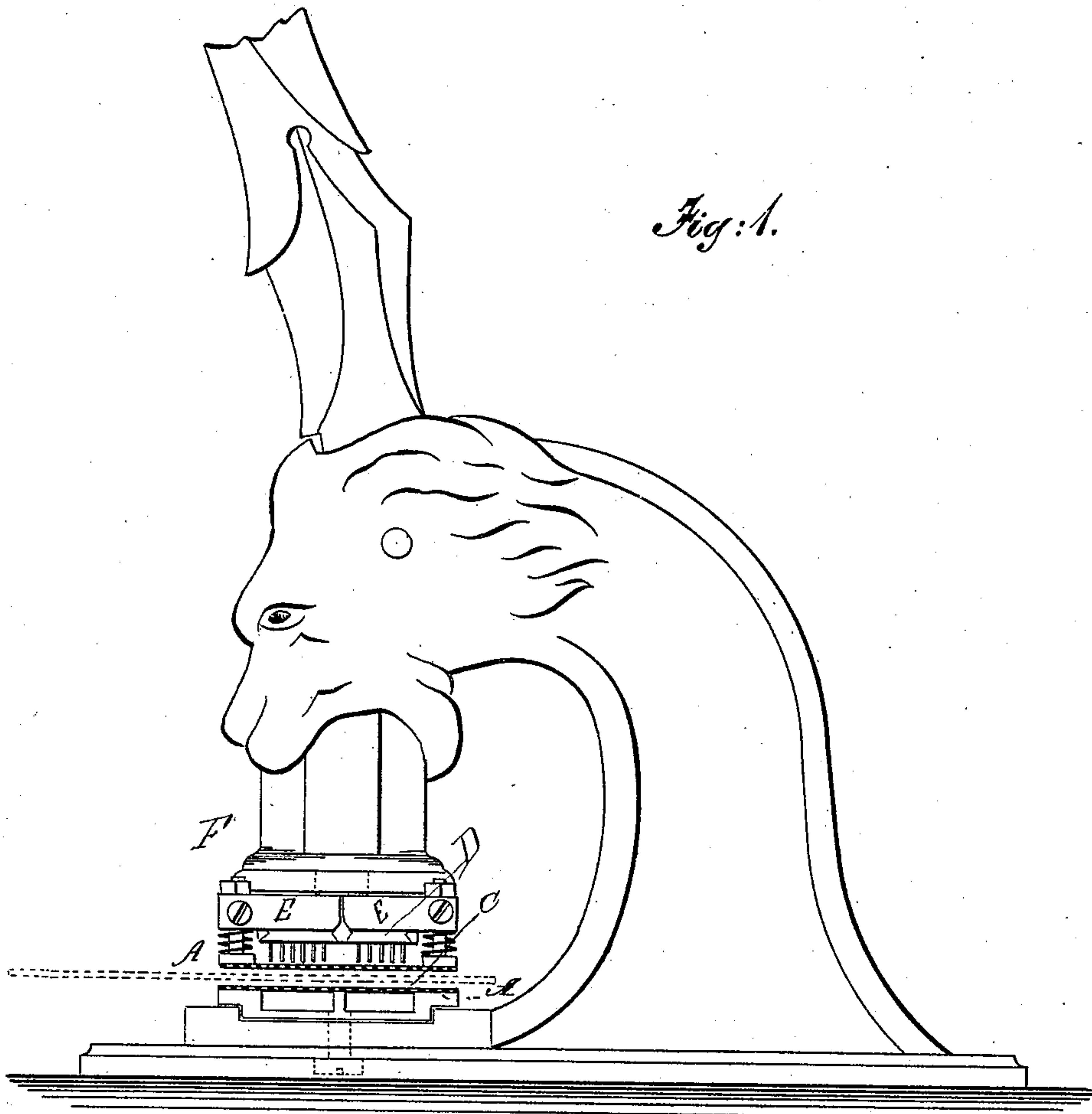


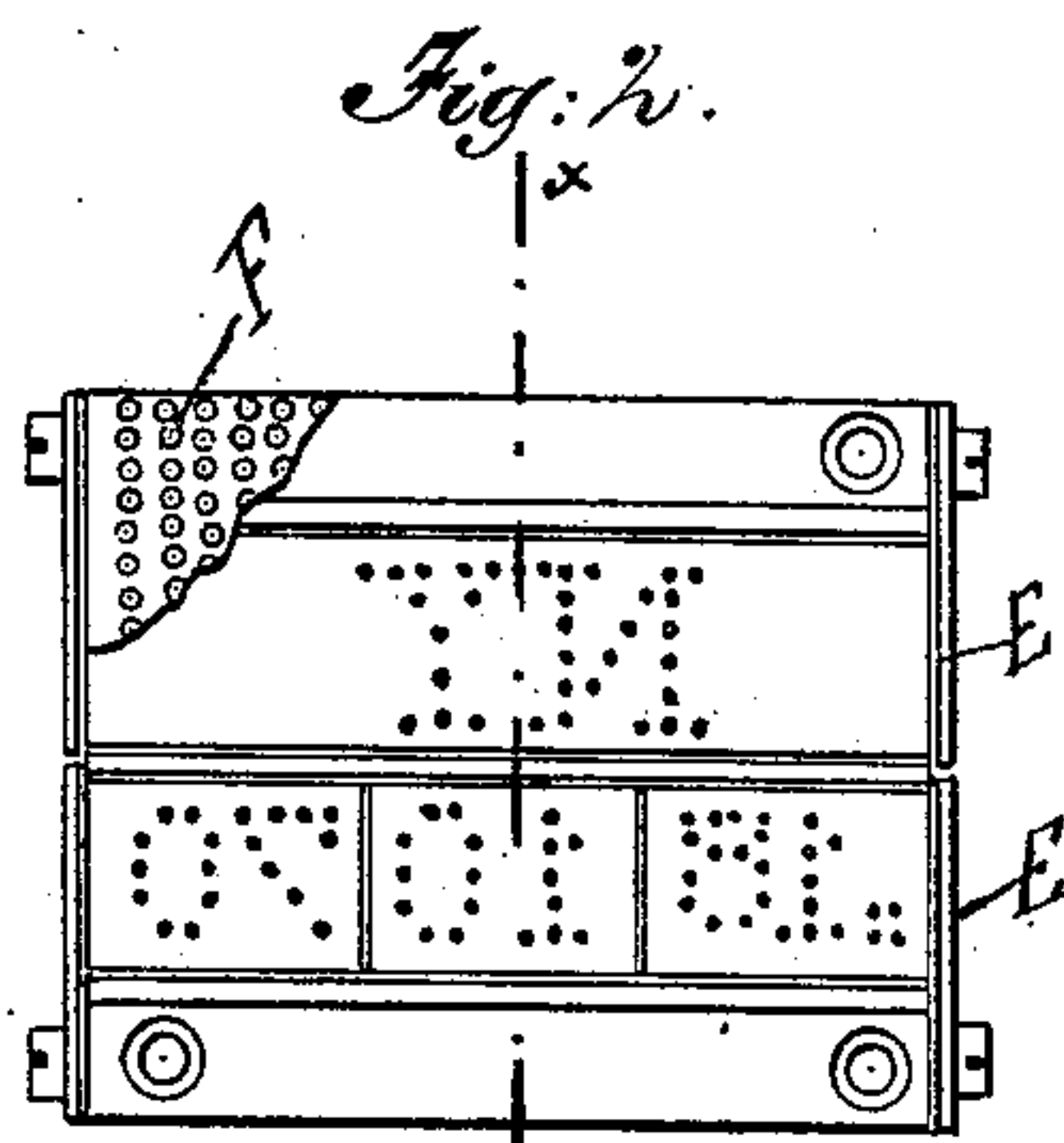
W. H. CAMPBELL.  
Perforating Stamp.

No. 211,619.

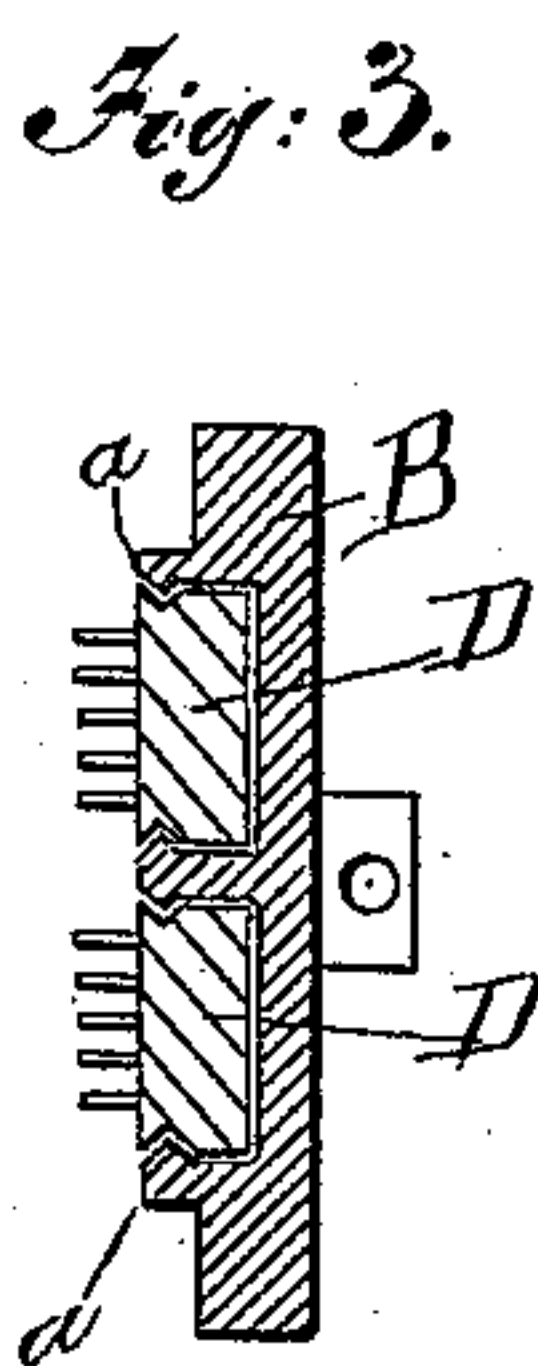
Patented Jan. 28, 1879.



*Fig: 1.*




*Fig: 2.*



*Fig: 3.*

*Fig: 4.*



Witnesses:

*C. Karp*

*A. Paul*

Inventor:

*William H. Campbell*

*by Paul Goepel*  
Attorney

# UNITED STATES PATENT OFFICE.

WILLIAM H. CAMPBELL, OF NEW YORK, N. Y.

## IMPROVEMENT IN PERFORATING-STAMPS.

Specification forming part of Letters Patent No. **211,619**, dated January 23, 1879; application filed November 7, 1878.

*To all whom it may concern:*

Be it known that I, WILLIAM H. CAMPBELL, of the city, county, and State of New York, have invented certain new and useful Improvements in Perforating-Stamps, of which the following is a specification:

The particular object of my invention is to furnish a cheap, simple, and reliable perforating or canceling stamp for railroad-tickets that will perforate the date and the name of station or agency at which the ticket was purchased (or other similar matter) through one or more tickets, or parts of the same tickets, at the same stroke or impression, thus rendering these important particulars free from the possibilities of alteration or misinterpretation, while saving the agent the tedious operation of canceling each ticket separately, (as in the case of duplex and coupon tickets, where from two to twelve impressions are necessary,) and at the same time furnishing the public and the company with a perfect and unalterable record of each transaction, which is not now always accomplished, as all ribbon-stamps are liable to blur the inked impressions, such impressions being also open to alterations by chemicals and otherwise, and not a positive safeguard when used on valuable tickets, which is a matter of record in the history of "scalping" and a universally-acknowledged fact among railroad-men.

My invention consists in the combination of interchangeable perforating-type, constructed with grooved sides, and made to fit snugly the flanged interiors of the receiving-chambers of a plunger-plate, said type having the necessary pins or projections for perforating the various words, letters, or figures permanently set therein; or the whole type may be cast in one piece, each stamp being provided with a case of the aforesaid type, so that any combination of words, letters, or figures may be used with the same plunger-plate. The receiving-chambers of the plunger-plate have separate keys or latches for locking the type securely thereto.

To insure the perfect accomplishment of the object sought for, and reduce the cost of manufacturing my stamp, a female die-plate and clearing-plate are used, both of which are perforated over their entire surface, and exactly

alike, and answer for all designs of my perforating-type, being constructed so as to register exactly with the perforations in said female die-plate and clearing-plate. The female die-plate is permanently attached to the chambered bed-plate, said bed-plate being permanently or otherwise attached to the base of the stamp. The clearing-plate is permanently attached to the plunger-plate, guided by four corner posts, and cushioned by spiral springs, the posts passing through the upper chamber-plate and being held in place by screw-nuts. All of said parts may be duplicated, so that no delay will be caused by accident or otherwise, and my stamp need not be returned for repairs.

My invention can also be attached to any ordinary plunger stamp or press now in use.

Referring to the accompanying drawings, Figure 1 represents a side view of an ordinary seal-press with my invention attached; Fig. 2, a bottom view of the upper plunger-plate, with the type inserted, showing a portion of the clearer-plate; Fig. 3, a vertical transverse section of the upper clearer-plate on line *xx*, Fig. 2, showing the formation of the same, with that of the male dies; and Fig. 4, the ticket as it appears after being stamped by my improved machine.

Similar letters of reference indicate the same parts.

A represents the bed-plate, and B the plunger-plate, of my improved perforating device, which plates are respectively attached to the base portion of a common lever or spring press. To the bed-plate is permanently secured the female die-plate C, which is perforated over its entire surface, the bed-plate being recessed or chambered below the die-plate for giving space to the perforating pins or teeth of the male dies or type, and for receiving the particles of paper punched out. The plunger is also recessed or chambered and provided with side and central guide-tongues *a* for the perforating-type or male dies D, which are provided with corresponding side grooves and locked by means of pivoted end latches or other fastening devices E. By the type D any desired word, figure, or character may be formed.

A clearer-plate, F, is guided by corner posts in holes of the plunger-plate and acted upon



by spiral springs, so as to be forced below the ends of the perforating-teeth of the type. The clearer-plate is also perforated, the holes corresponding exactly with the perforations of the die-plates and the teeth of the type, so that, by lowering the plunger, the teeth register with the perforations of the clearer and die-plates.

By inserting the ticket or check between die-plate and clearer-plate, and lowering the plunger, the ticket is canceled, as desired, the clearer-plate stripping the ticket from the teeth of type. The perforating device may thus be employed in reliable manner for the different purposes mentioned, so as to prevent alteration, and furnishing the companies and the public with an unalterable record of the transaction.

Having thus described my invention, I claim

as new and desire to secure by Letters Patent—

The combination of a fixed perforating female die-plate, C, chambered bed-plate A, a clearer-plate, F, having perforations corresponding to those of the die-plate C, guides *a* upon the face of the plunger above the plate F, constructed and arranged to gage the perforating-type D in exact position relative to the plate F and the fasteners E, whereby said type are retained in position, as set forth.

In testimony that I claim the foregoing as my invention I have signed my name in presence of two witnesses this 29th day of October, 1878.

WILLIAM H. CAMPBELL.

Witnesses:

PAUL GOEPEL,  
C. KARP.