


V. KUEBRICH.  
Heel for Boots and Shoes.

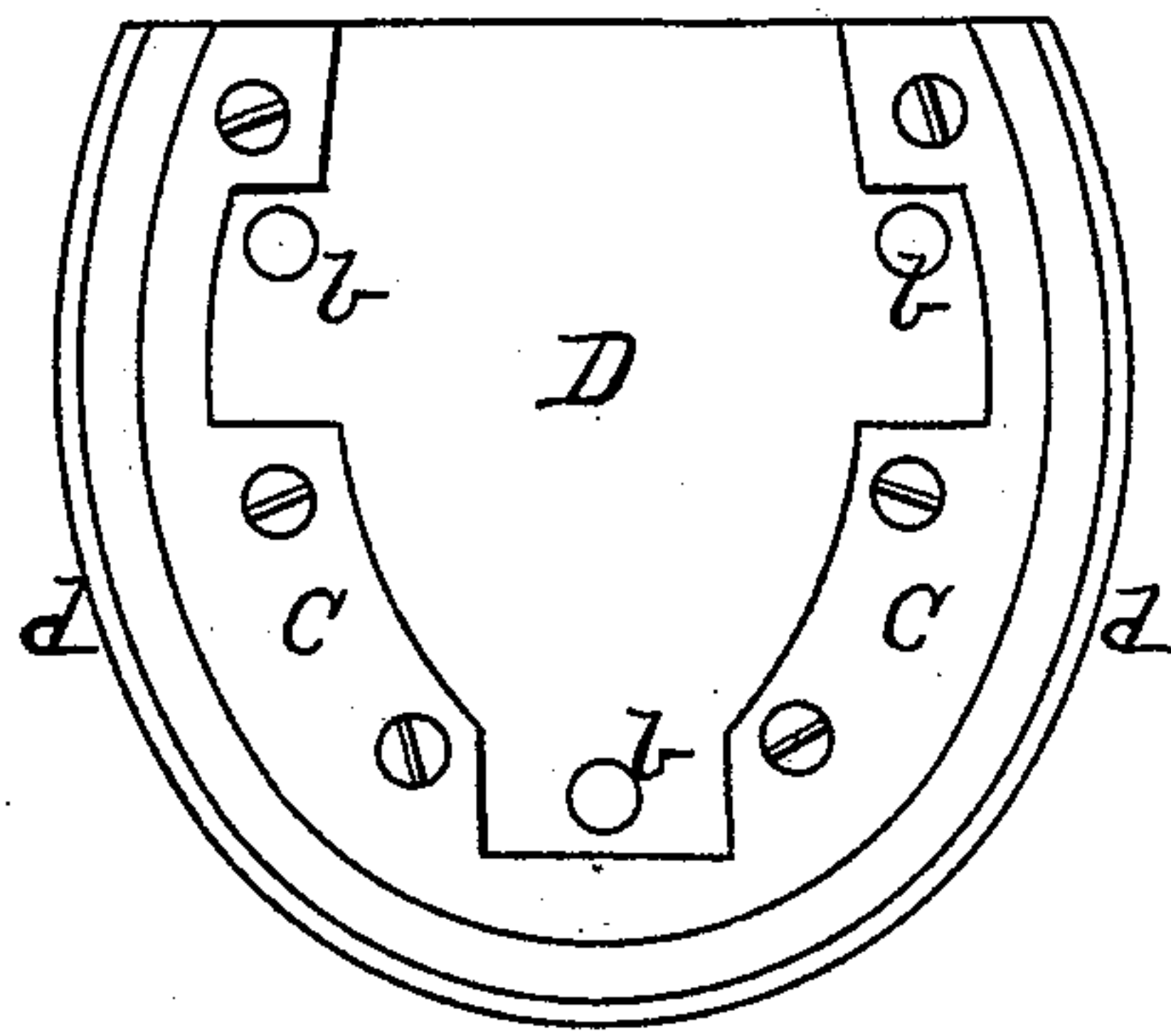
No. 211,473.

Patented Jan. 21, 1879.

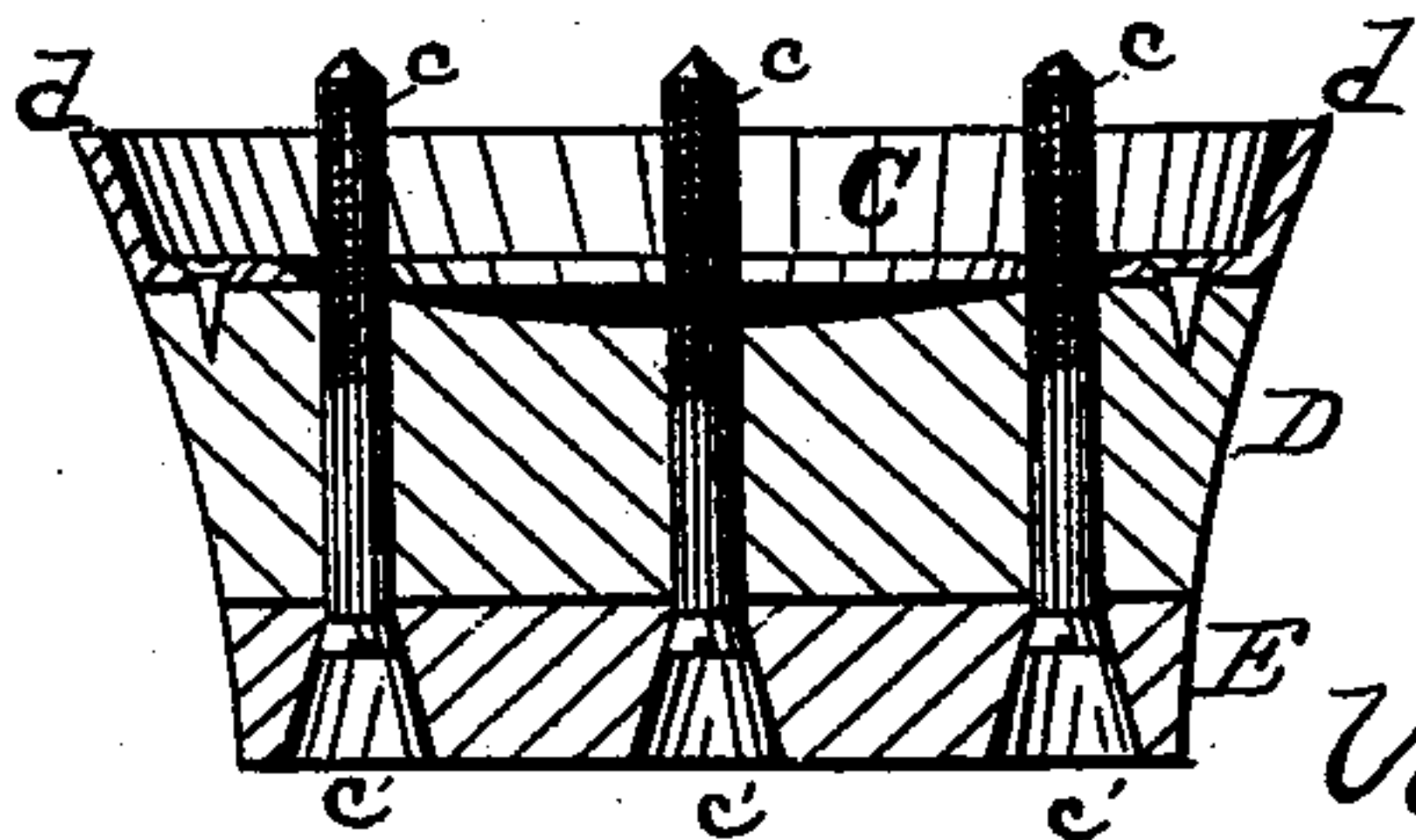
*Fig. 1.*



*Fig. 2.*



*Fig. 3.*



*Witnesses:*

*T. H. Parsons.*

*J. R. Drake.*

*Vitus Kuebrich*  
*Inventor,*

*by J. R. Drake,*  
*Att'y.*

# UNITED STATES PATENT OFFICE.

VITUS KUEBRICH, OF DUNKIRK, NEW YORK.

## IMPROVEMENT IN HEELS FOR BOOTS AND SHOES.

Specification forming part of Letters Patent No. **211,473**, dated January 21, 1879; application filed August 10, 1878.

*To all whom it may concern:*

Be it known that I, VITUS KUEBRICH, of Dunkirk, in the county of Chautauqua and State of New York, have made certain Improvements in Heels for Boots and Shoes, of which the following is a specification:

This invention relates to an independent or changeable heel for boots and shoes; and consists in a metallic horseshoe-plate attached to the under side of the back of the shoe, and to which the heel proper is fastened by a metal cap or base, which encircles the plate, and is held there by screws penetrating the heel-lifts, the points entering the plate, all as hereinafter fully set forth.

In the drawings, Figure 1 is a bottom plan, showing the horseshoe-plate attached; Fig. 2, a top plan of the metal cap of the heel, and Fig. 3 a cross-section through the heel and cap.

A represents the sole of a shoe or boot; B, a horseshoe-shaped metal plate, fastened by tacks, pegs, or nails to the under side of the shoe for the reception of the heel proper. It has in the center, and at each end, screw-holes *a a a*.

C is a metallic heel cap or base, which is fastened by screws to a wooden intermediate lift, D. On the bottom of this lift is fastened the outer or lower heel-lift, E, made of vulcanized rubber, or its equivalent. The intermediate piece, D, may also be made of any suitable material; but wood or rubber is preferred to leather.

Through the rubber heel-lift E and wooden intermediate piece, D, are three (or more) holes *b b b*, for the long screws *c c c*, which have deep

countersunk openings *c' c' c'* in the heel-lift E, as shown in Fig. 3, which permit the screws to be set deep, leaving a considerable space, preventing the screw-heads being worn off by contact with the ground.

In attaching the heel to the shoe the screws penetrate the holes *a a a*, Fig. 1, in the horseshoe-plate B, and thus hold the heel thereto. In addition to this the cap or base C has a rim, *d*, which encircles the outer edge of the horseshoe-plate B, completely hiding it from sight, and making a handsome finish at its junction with the shoe.

The main object of this invention is to supply a removable heel that can be renewed at will, or whenever worn down, by merely unscrewing the parts and putting a new bottom piece, E, in place. Besides keeping the heel always level, the use of rubber heels is thereby secured, the advantages of which are well known.

I claim—

In combination with the bottom of a boot or shoe, the horseshoe-shaped metal plate B, attached thereto, the metal heel-cap C, with rim *d*, attached to the intermediate piece, D, and the rubber piece E, all held together by the screws *c c c*, and forming the entire heel, substantially as hereinbefore specified.

In witness whereof I have hereunto signed my name in the presence of two subscribing witnesses.

VITUS KUEBRICH.

Witnesses:

J. R. DRAKE,  
T. H. PARSONS.