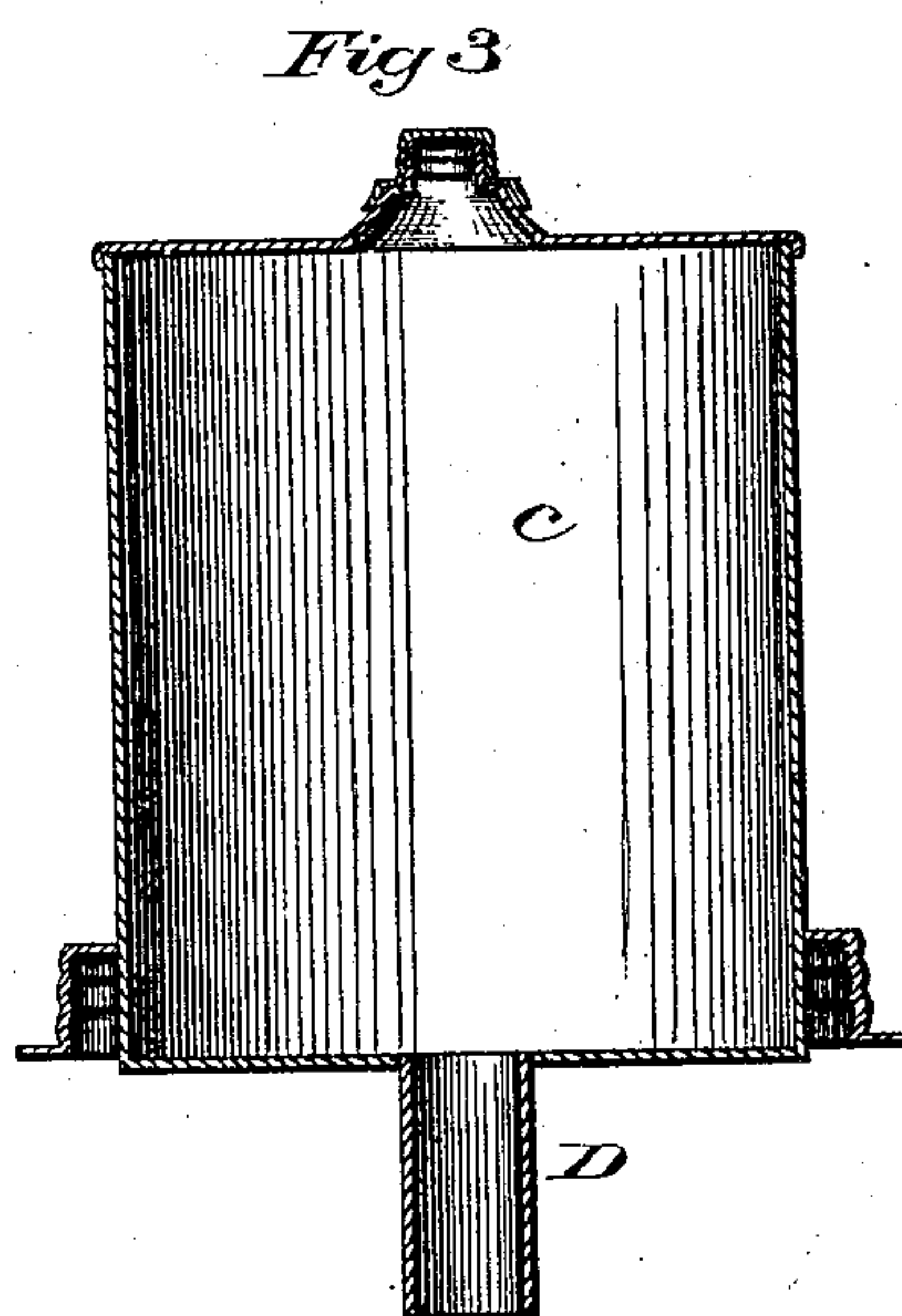
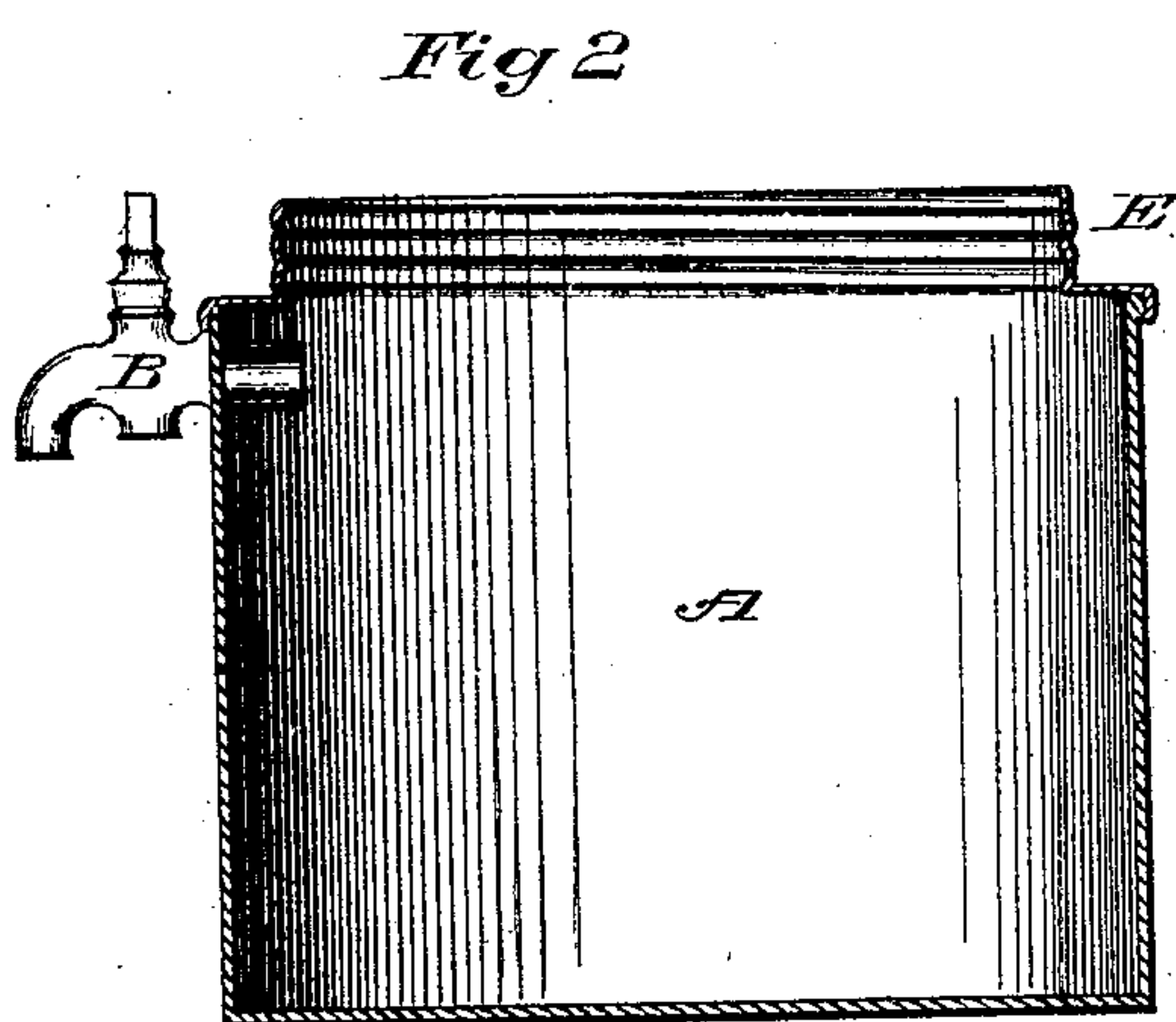
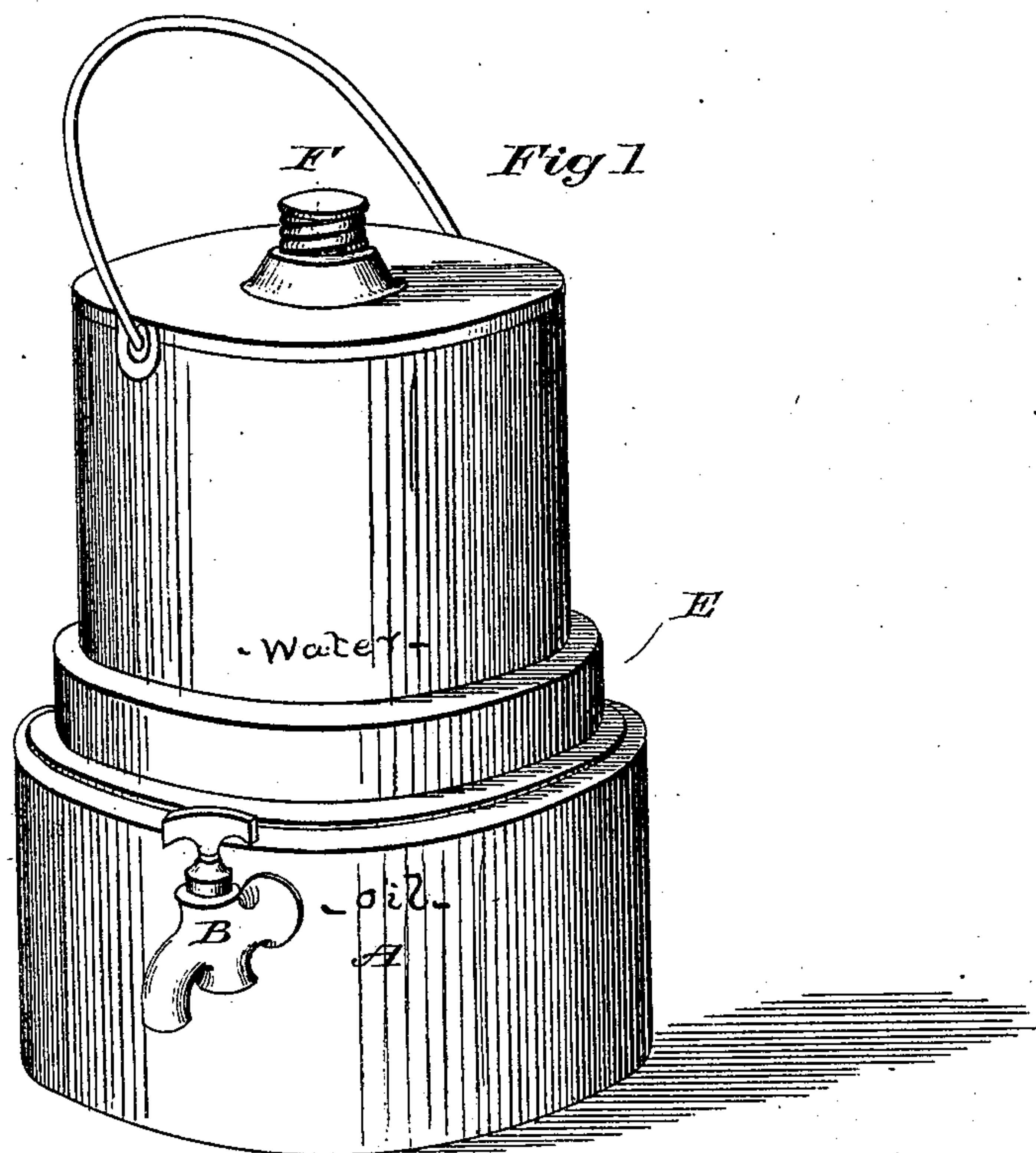


J. L. FIRM.
Can for Explosive Fluids.

No. 211,466.

Patented Jan. 21, 1879.



Witnesses:

John Kaufman
Louis Weber

Inventor:

Joseph L. Firm

UNITED STATES PATENT OFFICE.

JOSEPH L. FIRM, OF NEW YORK, N. Y.

IMPROVEMENT IN CANS FOR EXPLOSIVE FLUIDS.

Specification forming part of Letters Patent No. **211,466**, dated January 21, 1879; application filed May 29, 1878.

To all whom it may concern:

Be it known that I, JOSEPH L. FIRM, of New York, in the county and State of New York, have invented new and useful Improvements in Cans for Explosive Fluids, of which the following is a specification:

The invention relates to a combination can for floating fluids to keep them from exploding.

Heretofore the cans used were the ordinary can for carrying oil for family use. These, we find in practice, do not insure safety when the can is exposed where light is used.

The object of the invention is to produce safety-cans for carrying benzine that will not permit gas to form in the cans, or, if formed therein, to become ignited or to explode.

The invention consists of a main can, with a faucet placed at the top or rim of the can, in combination with an auxiliary reservoir-can, to force the benzine to the top of the main can and against the bottom of the auxiliary can as it is drawn for use, which will be hereinafter more particularly described.

In the accompanying drawings, in which similar letters of reference indicate like parts, Figure 1 is a perspective view of a device embodying my invention. Fig. 2 is a sectional view of the can A. Fig. 3 is a sectional view of the auxiliary can, C.

In the can A you will find at or near its top a faucet, B, to insure the delivery of the benzine when used, by pressure of the water in the auxiliary-arranged can C through the tube D, the cans A and C being screwed together at the point E.

The operation of the device is as follows: The benzine is placed in the lower can, A; then the auxiliary can C, which is filled with water, is screwed down on the lower can, A, at the point E, there being a cap at the top of the can C (shown at F) to allow the air in the auxiliary can C to force the water through the tube D at the bottom of the can A, there being a greater amount of water in the can C than benzine in the can A; and the benzine being lighter than the water, it is forced up against the bottom of the can C and to the outlet or faucet B, the cans being so made in proportion to each other that the amount of water will only float off the benzine in the can A when drawn from the faucet B.

It is obvious that this invention may be embodied in various forms without departing from the gist or the spirit of it.

What I claim is—

The combination of a main can having a controlled outlet at its top or rim with a superposed auxiliary can, whose bottom forms a cover for the main can, and which has a filling-orifice and a discharging-orifice in communication with the main can, whereby the oil in the main can is forced against the bottom of the auxiliary can and may be discharged, substantially as herein set forth.

JOSEPH L. FIRM. [L. S.]

Witnesses:

ANDREW CAMPBELL, [L. S.]
JOHN KAUFMAN. [L. S.]