

J. VACARO.
Iron Fence-Post.

No. 211,442.

Patented Jan. 14, 1879.

Fig. 1.

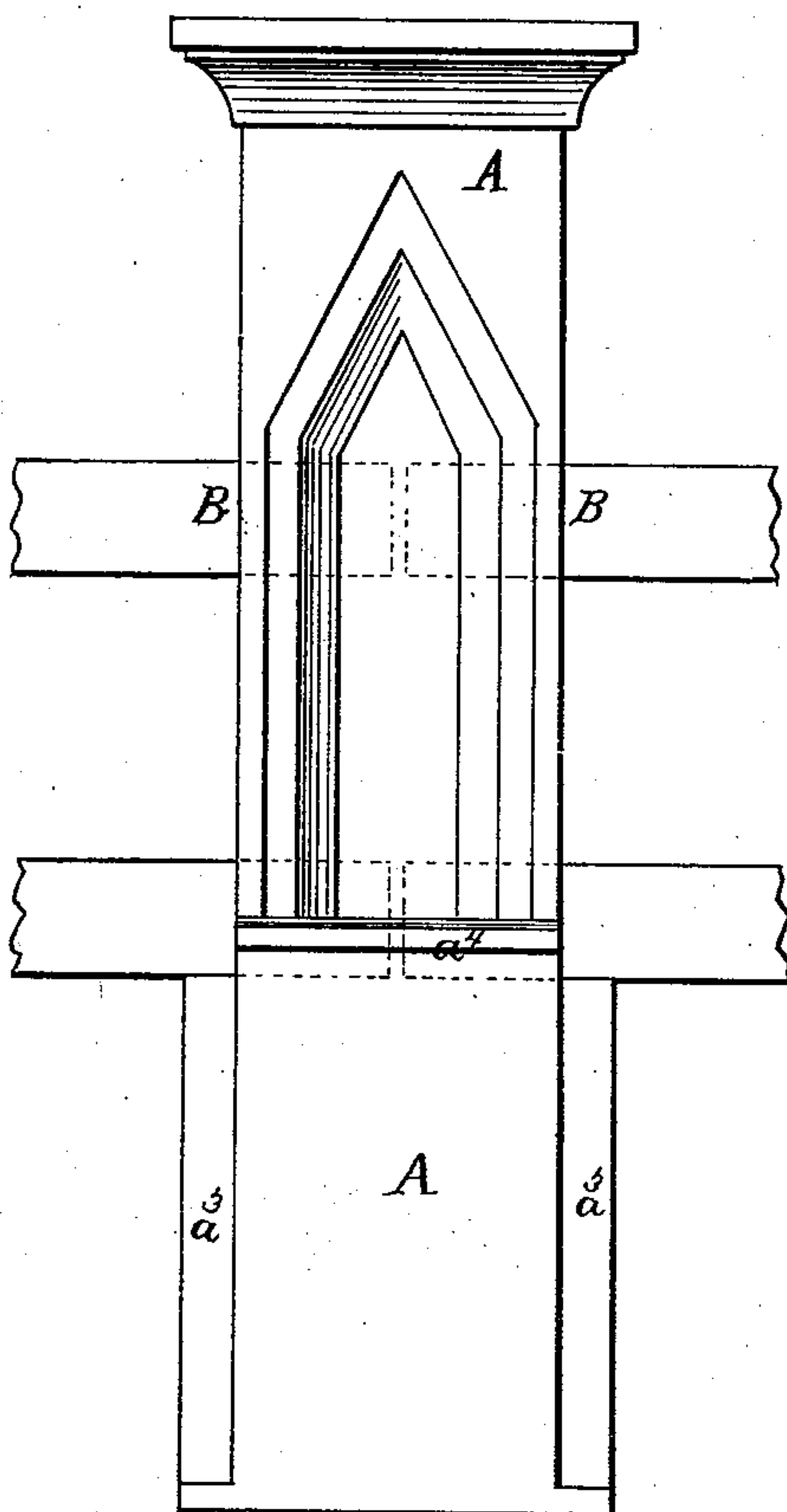


Fig. 2.

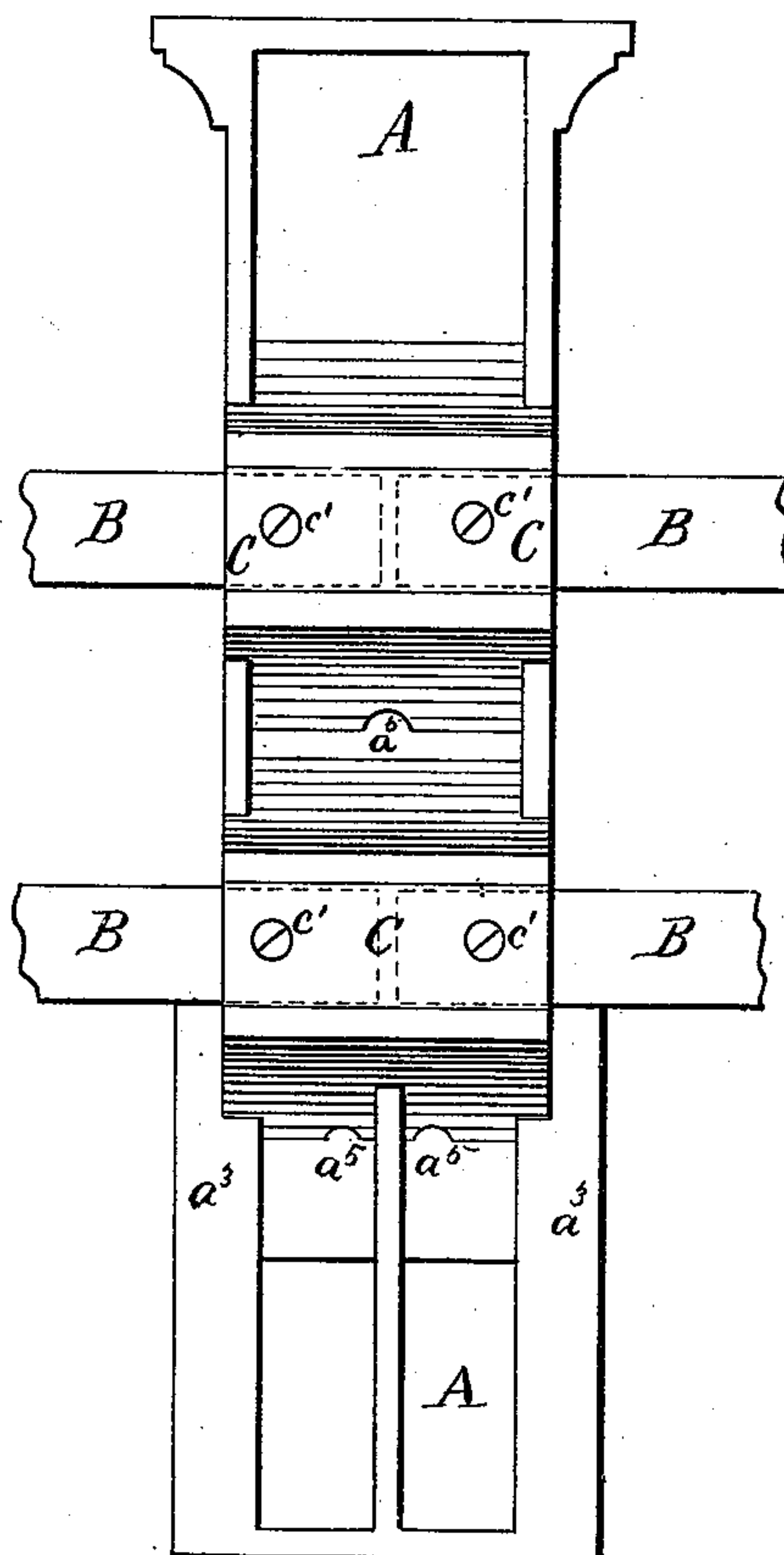
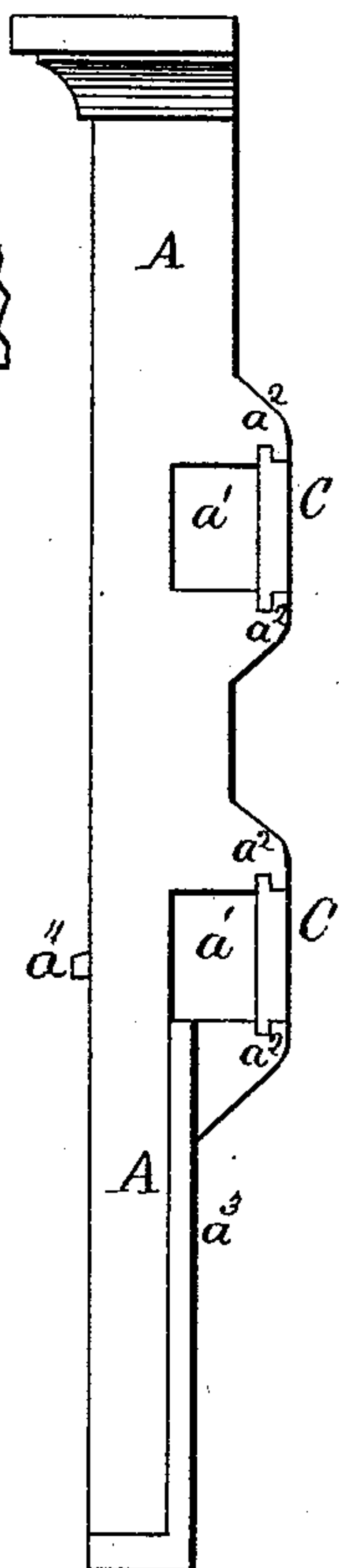


Fig. 3.



WITNESSES:

Henry N. Miller
C. Sedgwick

INVENTOR:

BY

J. Vacaro
Muntz
ATTORNEYS.

UNITED STATES PATENT OFFICE.

JOSEPH VACARO, OF BAYOU SARA, LOUISIANA.

IMPROVEMENT IN IRON FENCE-POSTS.

Specification forming part of Letters Patent No. **211,442**, dated January 14, 1879; application filed October 22, 1878.

To all whom it may concern:

Be it known that I, JOSEPH VACARO, of Bayou Sara, in the parish of West Feliciana and State of Louisiana, have invented a new and useful Improvement in Iron Fence-Posts, of which the following is a specification:

Figure 1 is a front view of one of my improved fence-posts with the horizontal rails attached. Fig. 2 is a rear view of the same. Fig. 3 is a side view of the post.

Similar letters of reference indicate corresponding parts.

The object of this invention is to furnish improved iron fence-posts, which shall be so constructed that any or all the panels may be repaired or renewed without disturbing the posts, and which shall at the same time be light, strong, and inexpensive.

The invention consists in an iron fence-post made with transverse grooves upon its rear side to receive the ends of the horizontal rails of the panels, and having small grooves in their sides to receive the rabbeted edges of the locking-plates.

By this construction the ends of the rails are firmly secured in the said grooves between the locking-plate and the post.

A represents the post, which may be made of any desired style, and which may be ornamented to any desired extent.

Upon the rear side of the post A are formed cross-grooves a^1 , to receive the ends of the horizontal rails B.

In the sides of the grooves a^1 are formed small grooves a^2 , to receive the rabbeted edges of the sliding plates C, by which the ends of the rails B are covered, and which are secured in place by screws or bolts C', passing through them, through the ends of the rails B, and into or through the post A.

Upon the sides of the lower part of the post A are formed longitudinal flanges a^3 , to which the ends of the base-boards of the fence are to be fastened.

Upon the front of the lower part of the post A is formed a transverse flange, a^4 , which corresponds with and serves as a continuation of the water-table.

In the lower parts of the projections that form the grooves a^1 are formed holes or openings a^5 , to allow any water that may find its way into the said grooves a^1 to escape freely.

Having thus described my invention, I claim as new and desire to secure by Letters Patent—

An iron post in which the ends of the horizontal rails B are secured in transverse grooves a^1 on the rear of the said post by the locking-plate C and screws C', substantially as and for the purpose described.

JOSEPH VACARO.

Witnesses:

J. HUNTER COLLINS,
WILLIAM SCHNEIDER.