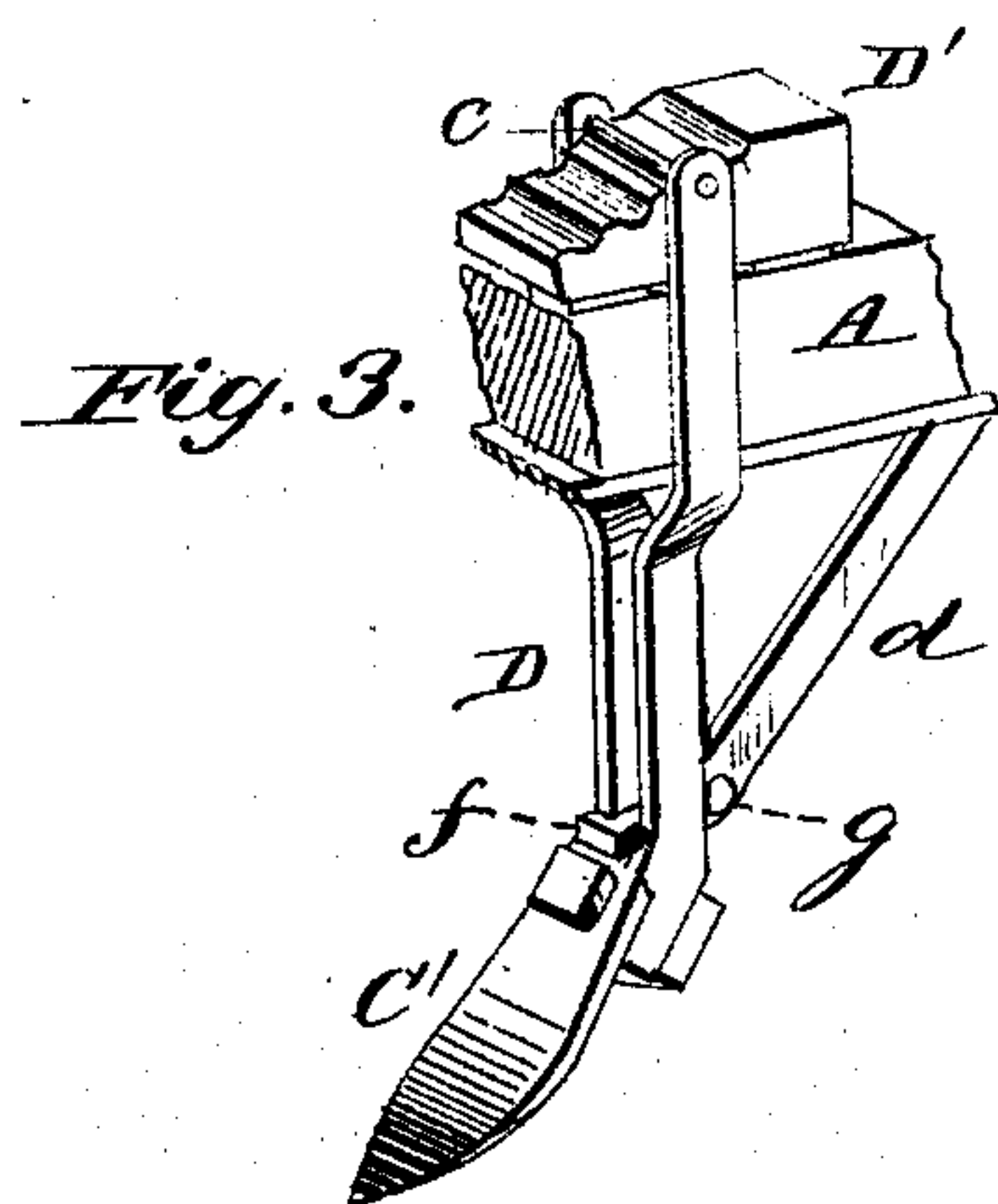
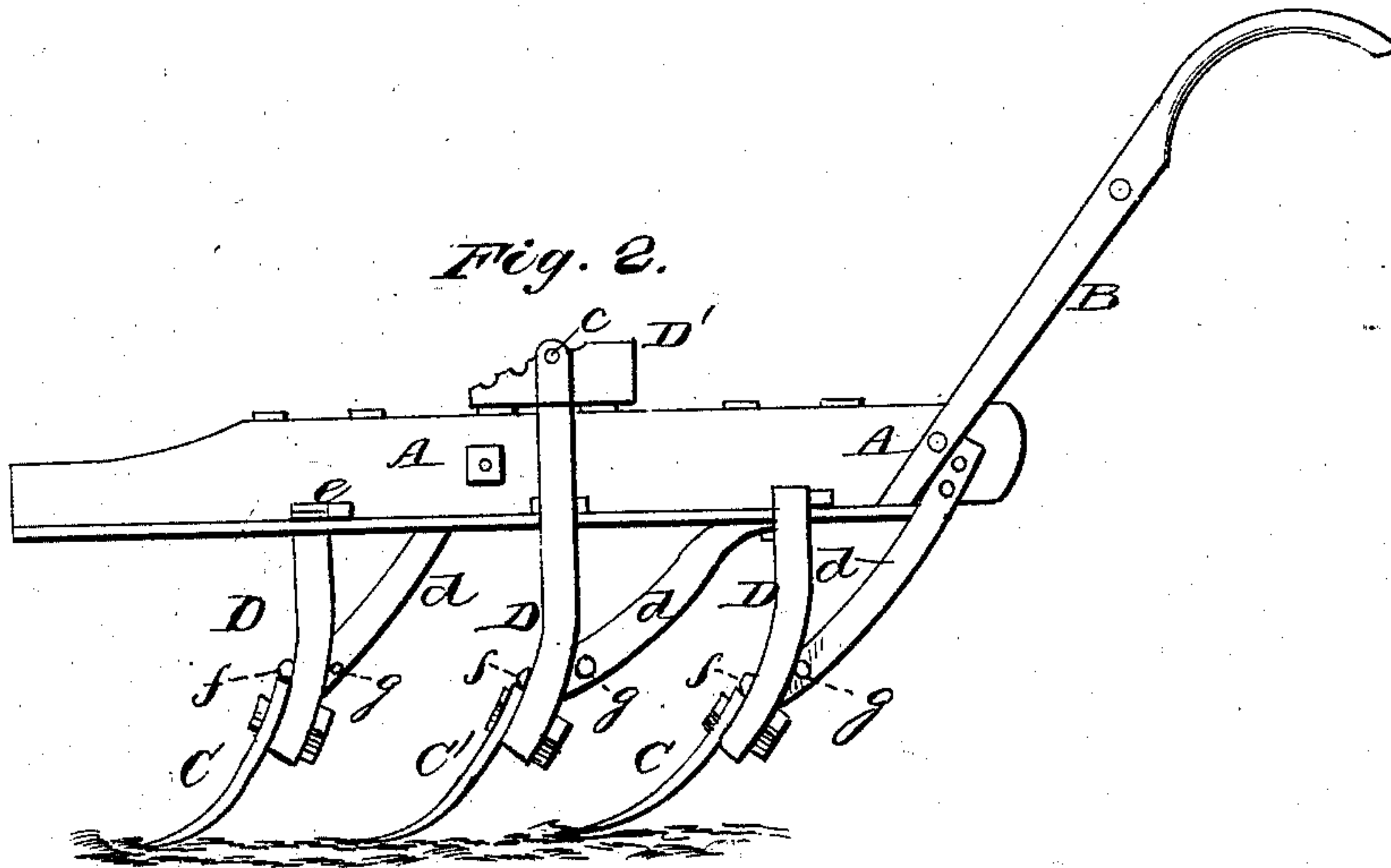
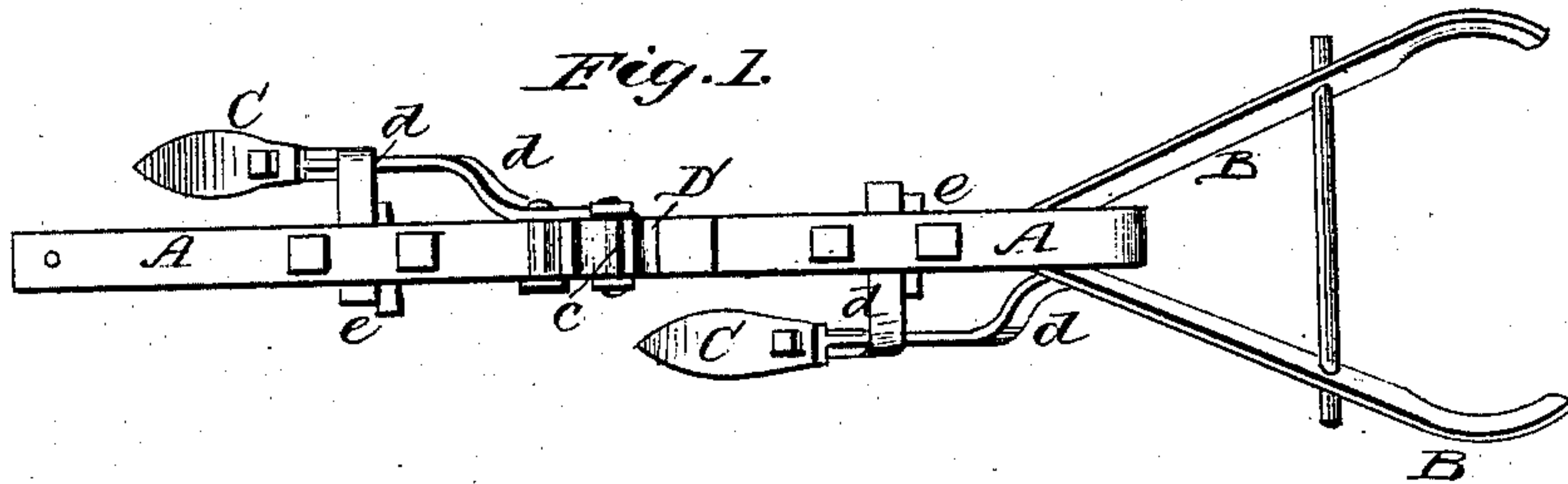


J. C. GUY.
Cultivator.

No. 211,397.

Patented Jan. 14, 1879.



Witnesses
Wm. G. Dietrich
George. Binkenburg

John C. Guy ^{Inventor}
by *Louis Baggett* ^{his attorney}

UNITED STATES PATENT OFFICE.

JOHN C. GUY, OF FAYETTEVILLE, GEORGIA.

IMPROVEMENT IN CULTIVATORS.

Specification forming part of Letters Patent No. **211,397**, dated January 14, 1879; application filed October 28, 1878.

To all whom it may concern:

Be it known that I, JOHN C. GUY, of Fayetteville, in the county of Fayette and State of Georgia, have invented certain new and useful Improvements in Plows; and I do hereby declare that the following is a full, clear, and exact description thereof, which will enable others skilled in the art to which it appertains to make and use the same, reference being had to the accompanying drawings, which form a part of this specification, and in which—

Figure 1 is a plan view of my improved plow. Fig. 2 is a side elevation, and Fig. 3 is a detached perspective view of one of the plows and its adjusting-block.

The same part in the several figures is denoted by like letters.

This invention relates to certain improvements in cultivators upon each side of and directly beneath whose beam are arranged plows or shovels, exchangeable one for the other, and adjustable vertically and longitudinally, substantially as hereinafter more fully set forth.

In the drawings, A is the plow-beam, and to it are affixed the handles B B. C C' C are shovel-plows, the forward and rear ones, C C, being connected to the beam H, upon opposite sides thereof, by standards D D, which are bifurcated, and have each inserted into the slot formed by their parallel downward-extending arms one end of a brace, *d*, the other end of which is pivoted adjustably upon the side of beam A. That part of brace *d* which enters the slot in standards D is provided with a T or cross piece, *f*, back of which is inserted a pin or bolt, *g*, so that the lower part of the standard D is held between the T-shaped head of brace *d* and its retaining-pin *g*, as shown more clearly in Fig. 3 of the drawings. By this arrangement, which permits of a slight play of the brace *d* in its slotted standard, the inclination of the standards, with their shovels or plows, may be varied to change their angle of presentation to the ground by shifting the keys or wedges *e*, by means of which the upper bent ends or arms of the standards D are secured adjustably in horizontal slots in the beam A to the front or rear of said arms or extensions of said standards.

This shifting of the wedges or keys becomes necessary in setting the plows for what is termed "skimming" the ground or for plowing, as the occasion may require.

The central plow or shovel and its standard are connected to the beam A and arranged directly beneath the same. One arm of the standard of said plow is pivoted to the beam A, and its other arm bifurcated and caused to embrace the beam, and the connecting pin or bolt *c* of its bifurcations or prongs is let into one of a series of stepped notches in a block, D, also embraced by said arm of standard and resting upon the plow-beam. This arrangement permits of the plow C' having an analogous adjustment to that imparted to the plows C C, as above noticed.

It will be observed that the cross-heads *f* of the braces *d* serve as a stop or shoulder for the shovels C C', preventing these from sliding upward upon their respective standards, as well as a stop to the forward motion of the standards D.

Whenever it is desired to remove or shift the position of any of the plow-standards, its brace *d* may readily be detached from the standard after it has first been detached from the plow-beam by turning it sidewise, so as to slip the cross-head out from its slot in the standard.

I am aware that it is not new to provide a plow-beam with a series of detachable and adjustably-braced standards carrying plows or shovels, nor do I claim such construction, broadly; but,

Having thus described my improvement, I claim and desire to secure by Letters Patent of the United States—

The removable and adjustable bifurcated standards D, in combination with the adjustable braces *d*, provided with a T-shaped head, *f*, arranged to serve also as a stop for the shovel, and the retaining-pin *g*, on the opposite side of the standard, substantially as and for the purpose described.

In testimony that I claim the foregoing as my own I have hereto affixed my signature in presence of two witnesses.

JOHN C. GUY.

Witnesses:

ANDREW J. BAUGH,
MARCUS L. ROBINSON.