

T. J. WHITNEY & T. HALL.
Steam-Cooker.

No. 211,202.

Patented Jan. 7, 1879.

FIG. 1

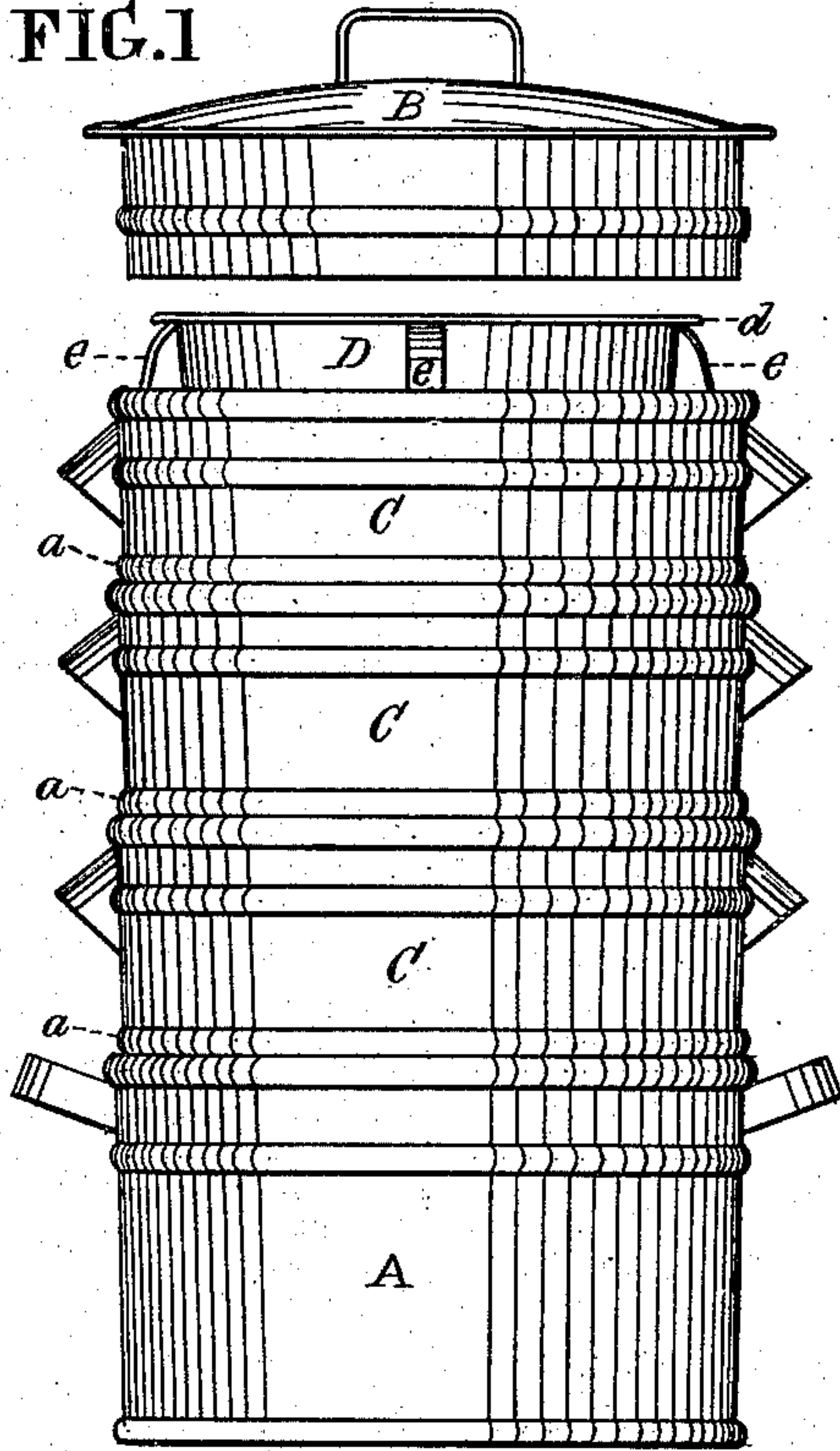


FIG. 3

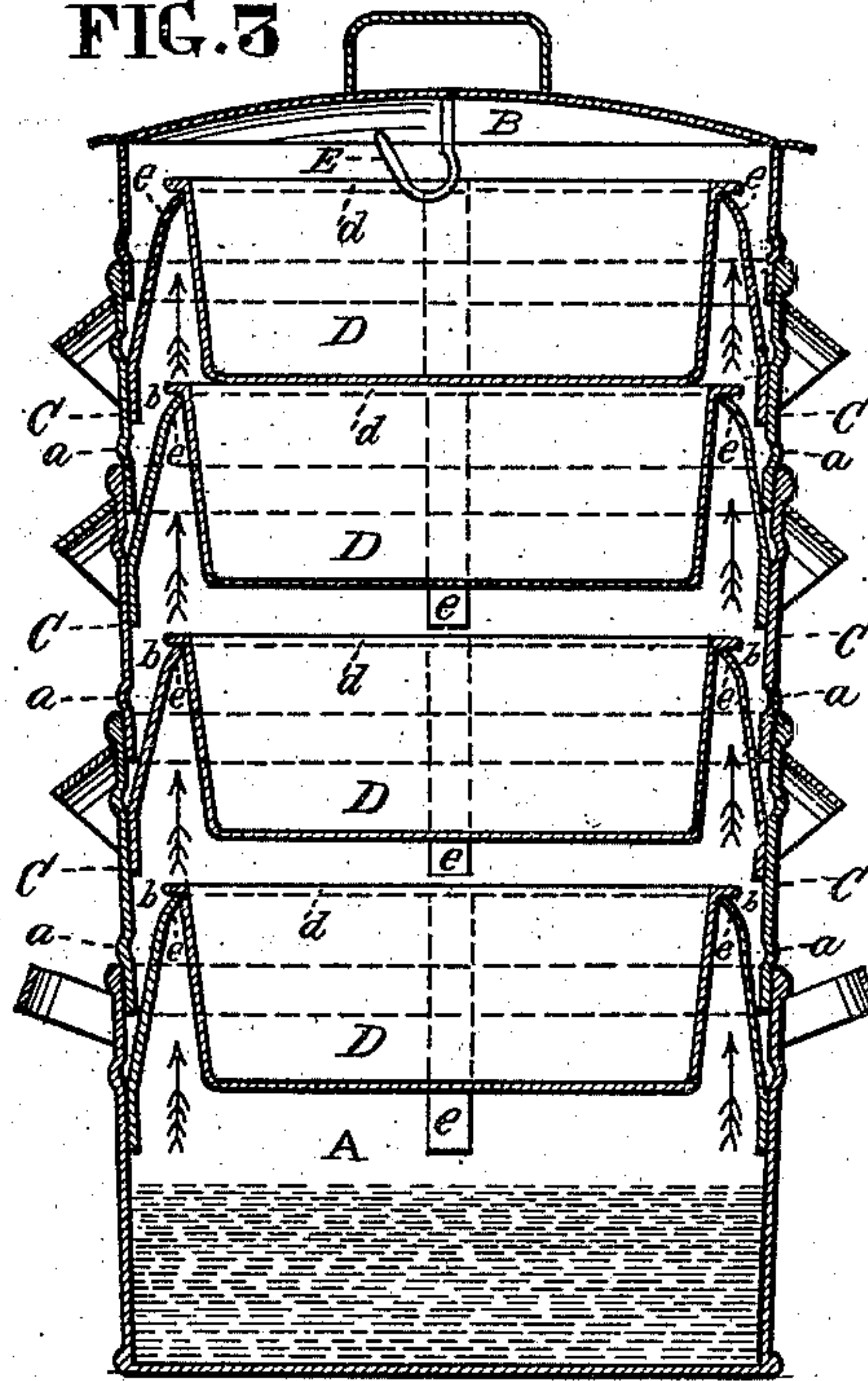
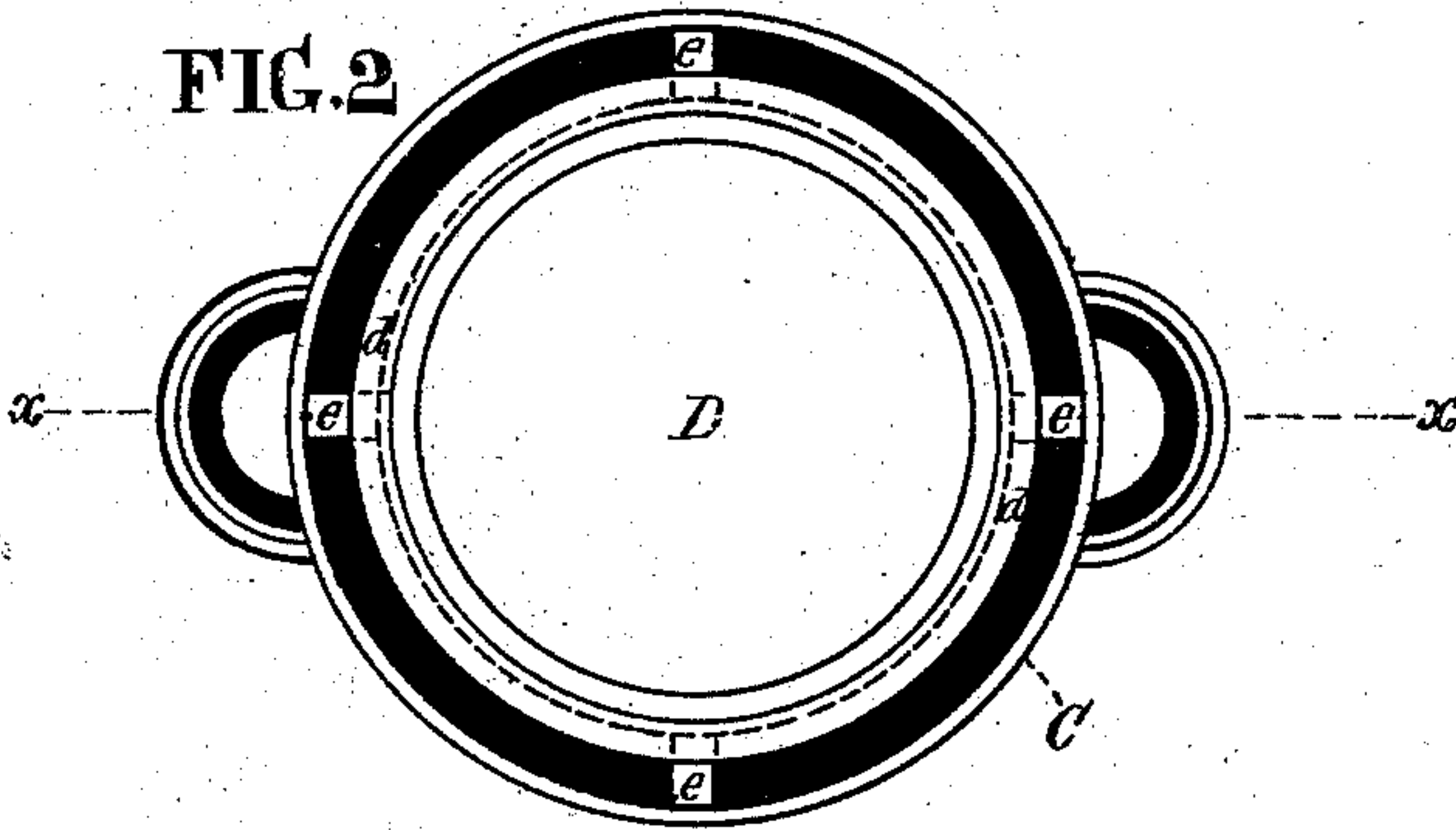


FIG. 2



Inventors

Thomas J. Whitney.

Thomas Hall.

Witnesses

Thomas J. Dewley.

Joseph B. Hubbs

per Stephen M. Stick attorney

UNITED STATES PATENT OFFICE.

THOMAS J. WHITNEY, OF PHILADELPHIA, PENNSYLVANIA, AND THOMAS HALL, OF BROOKLYN, NEW YORK.

IMPROVEMENT IN STEAM-COOKERS.

Specification forming part of Letters Patent No. 211,202, dated January 7, 1879; application filed April 26, 1878.

To all whom it may concern:

Be it known that we, THOMAS J. WHITNEY, of the city and county of Philadelphia, in the State of Pennsylvania, and THOMAS HALL, of the city of Brooklyn, in the county of Kings and State of New York, have invented a new and useful Improvement in Steam-Cookers, of which the following is a specification:

Our invention belongs to that class of steam-cookers in which a succession of pans, placed one above another, are surrounded by a case composed of a series of rings; and the invention consists in providing each ring with strips or similar devices, which project from their inner surfaces and connect with the pans, respectively, in such a manner as to hold them securely in position with their upper edges far enough above the upper edges of the surrounding rings for an easy and convenient handling of the pans for the removal from the case or connection therewith.

In the accompanying drawings, Figure 1 is a side elevation of our improved steam-cooker with the cover B removed a short distance above the upper ring, C. Fig. 2 is a plan view with the cover B removed. Fig. 3 is a vertical section at the broken line *xx* of Fig. 2, the cover B being in its place.

Like letters of reference in all the figures indicate the same parts.

A represents the boiler of our improved steam-cooker. B is the cover, and C C C C a succession of rings, which, with the circumferential sheet of the boiler, form the continuous wall of the cooker. The lower ring fits into the boiler and the others into each other.

The lower ring is provided with an annular bead, *a*, which rests upon the upper edge of the boiler. The other rings are supported in the same manner, each succeeding ring having a bead which rests upon the upper edge of the ring next below it.

D D D D are the pans, which are made of such diameter that when in their place leave an annular space, *b*, around their rims *d*, for the free passage of the steam in its upward course.

The flanges *d* of the pans rest upon the upper end of the strips *e*. Those which support the lower pan are made fast to the inner surface of the boiler A at their lower end, their free end projecting upward above the upper edge of the boiler far enough to support the pan at the proper height for its ready removal, or of its being conveniently placed in position.

The rings C are in like manner provided with the supports *e*, so as to cause a lower ring to support the ring next above it.

The upper edges of the pans are arranged above their supporting-rings, respectively, for convenience in handling them, in removing them from or placing them in position.

The supporting-strips *e* are so shaped and connected with the boiler A and rings C, as to leave sufficient space to receive the lower edges of the rings in connecting them with each other and the lower one with the boiler.

The cover B has a downwardly-projecting hook, E, for suspending any article to be cooked.

When the hook is used for such purpose a sufficient number of the pans D are removed to make sufficient room for the reception of such article.

It will readily be seen that any desirable number of pans D and rings C may be used in accommodation to the number of dishes to be cooked.

We claim as our invention—

In a steam-cooker having a succession of pans or cooking vessels in a case composed of a succession of rings, the combination of each pan D with its respective surrounding-ring C, provided with strips *e* or equivalent supports, which hold the pan in position with its upper edge above the upper edge of the ring, substantially in the manner and for the purpose set forth.

THOS. J. WHITNEY.
THOS. HALL.

Witnesses:

A. S. MARVIN,
STEPHEN USTICK.