

S. D. STAUFFER.
 Combined Stroker and Handle in Measures.
 No. 210,975. Patented Dec. 17, 1878.

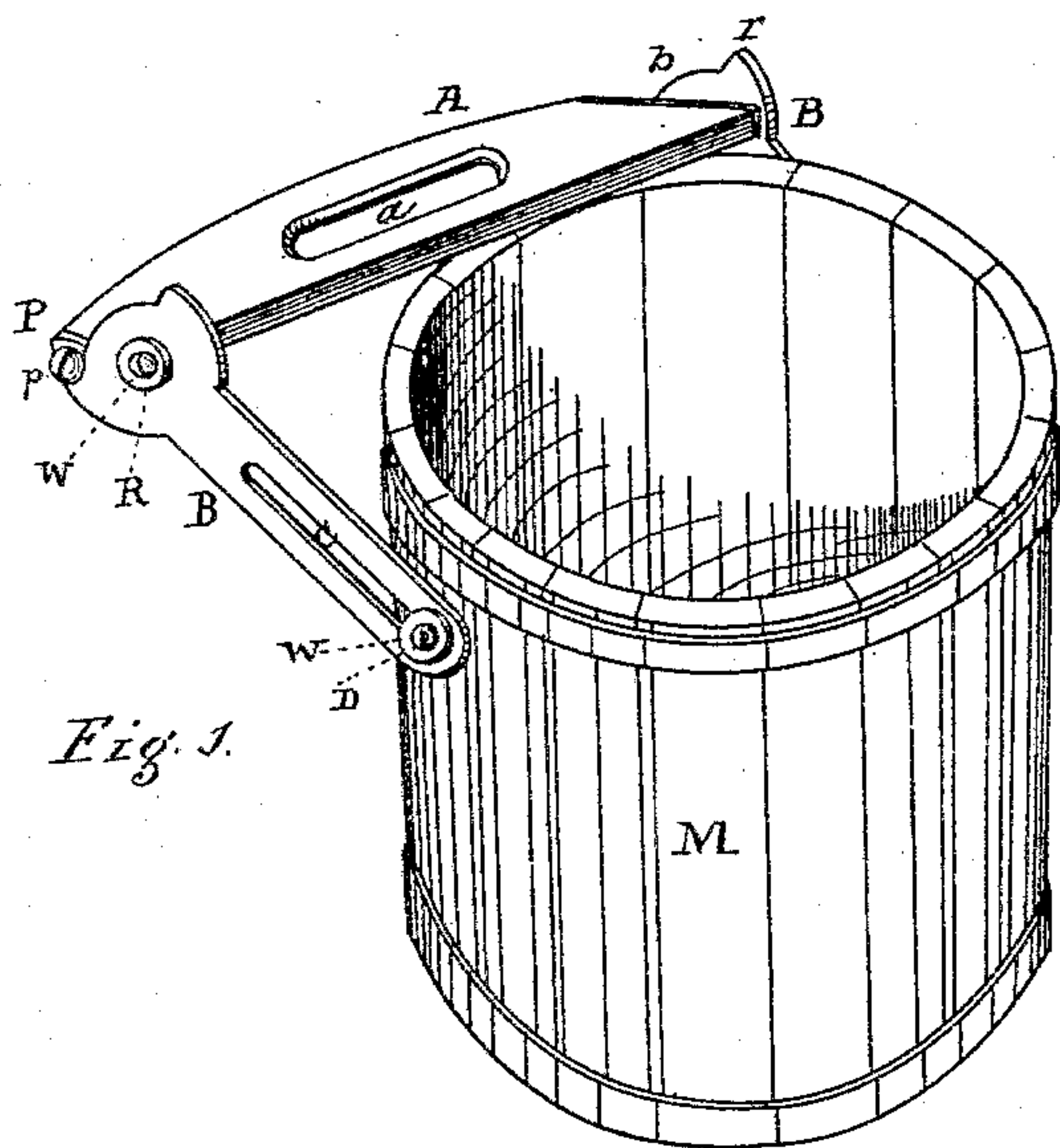


Fig. 1.

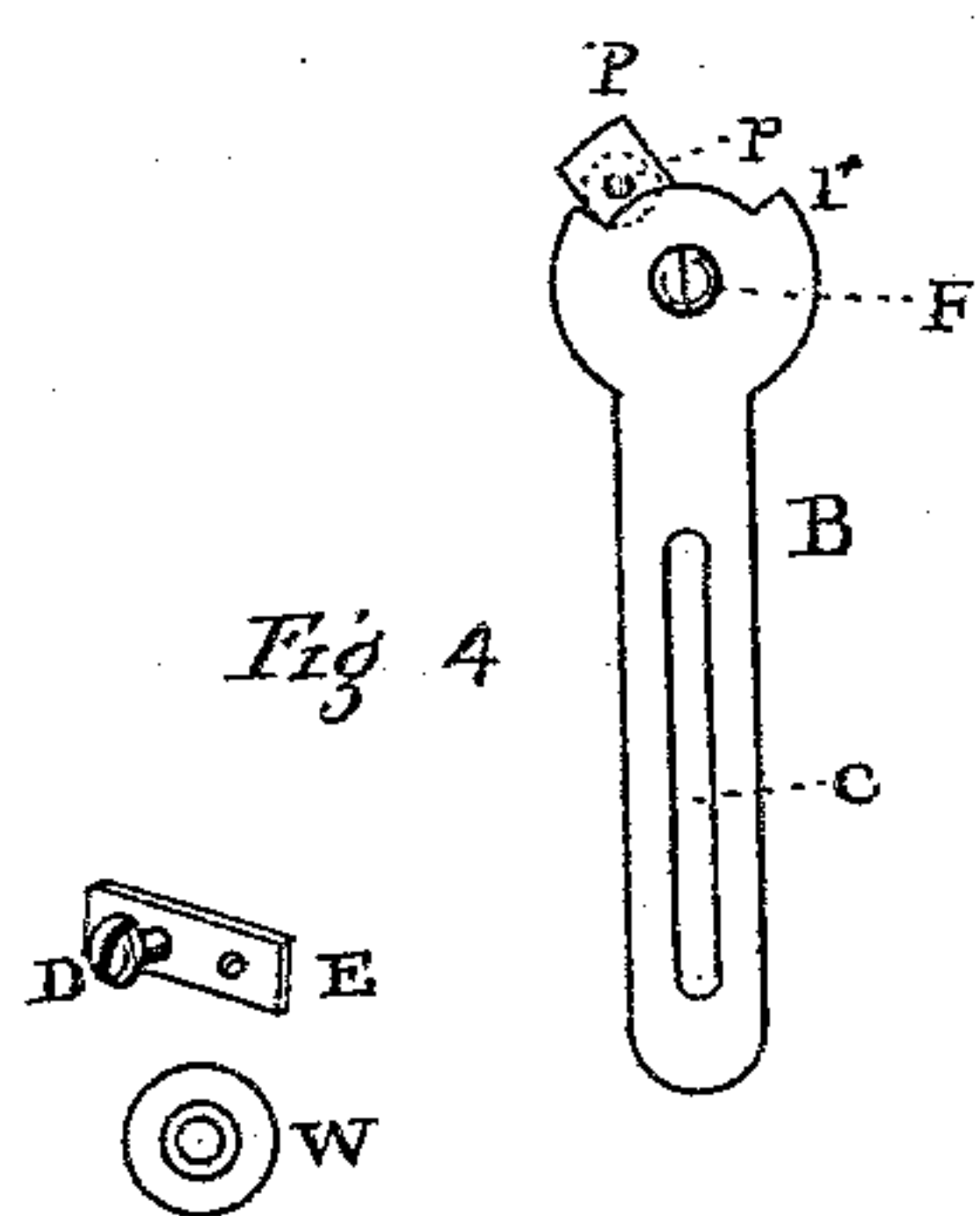


Fig. 4.

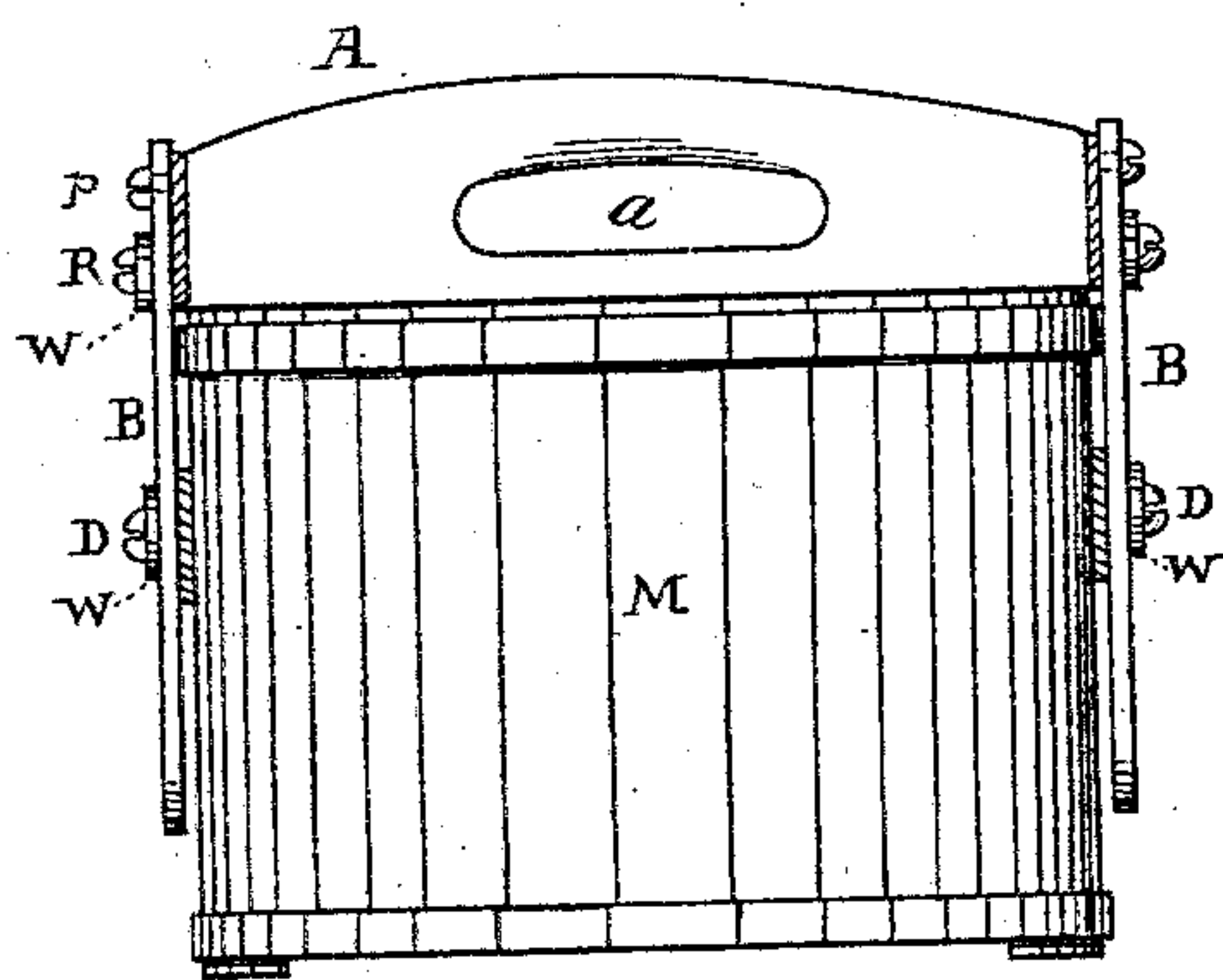


Fig. 2.

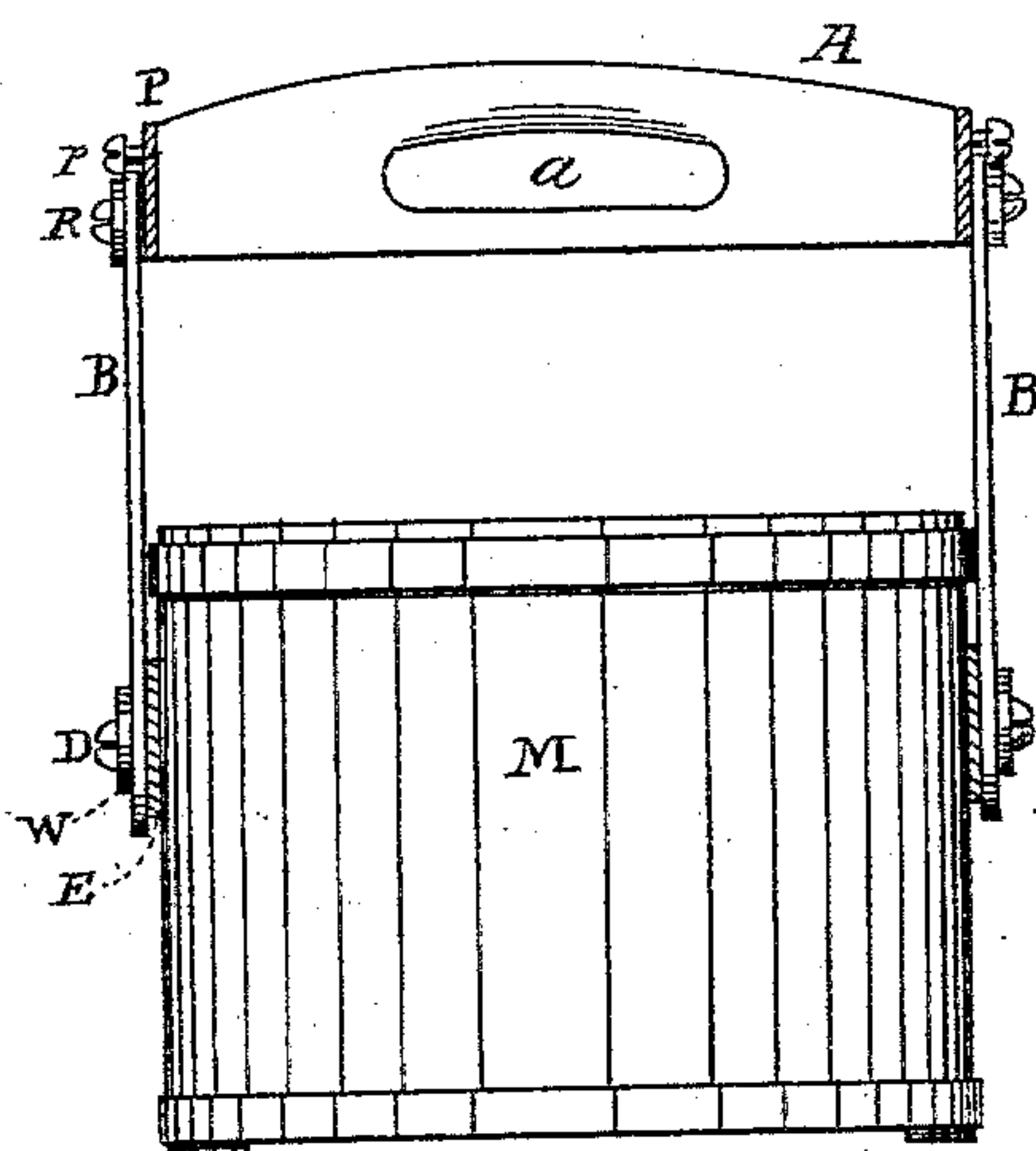


Fig. 3.

WITNESSES.

Isaac Hipple
 Frederick L. Barker

INVENTOR.

Samuel D. Stauffer

UNITED STATES PATENT OFFICE.

SAMUEL D. STAUFFER, OF MARIETTA, PENNSYLVANIA.

IMPROVEMENT IN COMBINED STROKER AND HANDLE IN MEASURES.

Specification forming part of Letters Patent No. **210,975**, dated December 17, 1878; application filed November 8, 1878.

To all whom it may concern:

Be it known that I, SAMUEL D. STAUFFER, of Marietta, in the county of Lancaster and State of Pennsylvania, have invented certain Improvements, in Dry Measures, in Combined Handle and Stroker, of which the following is a specification:

This improvement relates to a combined handle and stroker attachment to ordinary dry measures, to facilitate handling, stroking off the measure, and bagging the grain.

The accompanying drawing, with the letters of reference marked thereon, and a brief description, will enable those skilled in the art to make, apply, and use the same, in which drawing—

Figure 1 is a perspective view of an ordinary half-bushel measure, with the usual side ears or lug-handles removed; and the combined handle and stroker in place. Figs. 2 and 3 are vertical sections, to show in one the handle down on the edge of the measure as a stroker, in the other elevated above the measure as a handle, to allow the measure to be heaped up without being in the way. Fig. 4 illustrates portions detached.

The appliance consists of a wooden piece, A, having a straight edge on the lower side, for drawing it over the edge of the measure to level the contents. This piece has a handhold opening, *a*, which forms a handle, on each end of which there is a metallic plate, P, in which there is a headed stay-pin, *p*, and a thread cut for a pivot-screw, R, and on which the handle or stroker has a limited sliding and turning motion on the rounded head *b*, between the notches of the side plates, B, affixed on opposite sides, giving the desired turning limit to the handle A, say ninety degrees. The plates B have a long slot, C. These plates are attached by a headed screw, D, passing through said slot C into fixed plates E on opposite sides of the measure M. Ordinary washers W are shown under the pivot-heads R, and guide-screws D, on or between which latter the plates B not only turn, but can be drawn up or out to the extent of the slot, while the handle or stroker A, on its pivot R, turns any required distance, according to the adjustment of the check-pin *p* and arresting-points *r* in the rounded top *b*.

This combination and arrangement is found practically of the greatest efficiency for measuring grain in the mill or barn, and in bagging the same, with a great saving of time over the ordinary half-bushel measure and a detached straight-edge, which must be picked up, and, when used, again laid down.

The awkwardness in twisting the elbows for filling or pouring into a bag, or employing both hands to carry the filled measure, and the coming in constant contact with the clothing in handling, are avoided by this simple device.

By drawing the handle back, and keeping hold of the same with one hand and the other hand on the bottom, it forms a leverage in scooping up to fill the measure from a heap. A motion forward and back strokes off the superfluous grain, and the handle and hands are in position to raise and empty the contents into a bag with the greatest ease, which, when filled, can be carried with one hand. Thus, without naming other advantages, it is of the greatest utility in the mill or on the farm.

I am told, however, that there is a square measure in use. Whether patented or not I am not aware. This has lugs or ears centrally on opposite sides, with a rod from one to the other, on which rod there is a sliding straight-edge or stroker. Such an arrangement I do not claim or use, for obvious reasons; but I am not aware that slotted plates and a combined handle and stroker, substantially as herein shown and described, were ever before known or used on dry measures; therefore,

What I claim, in an attachment to a dry measure, or in combination with the same, is—

The plate B, provided with a long slot, C, and a curved head, *b*, with arresting-points *r*, pivot-plate and pivot P R, pin *p*, and open handle or straight-edge A *a*, the whole arranged and applied substantially as and operating in the manner and for the purpose specified.

SAMUEL D. STAUFFER.

Witnesses:

ISAIAH HIPPLE,
FREDERICK L. BAKER.