

O. C. HARRIS.
Cheese-Cloth Cutter.

No. 210,778.

Patented Dec. 10, 1878.

Fig. 1.

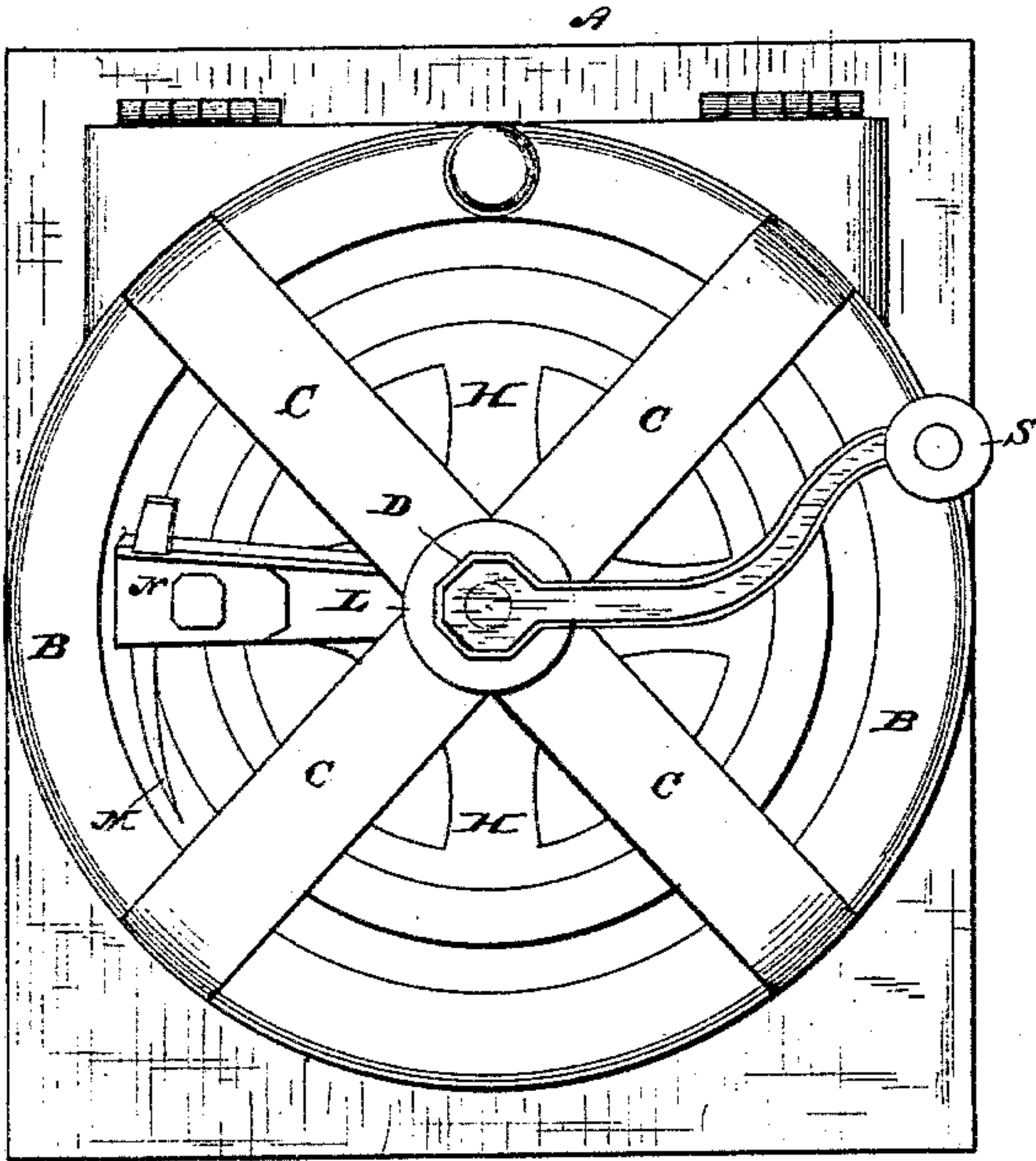


Fig. 2.

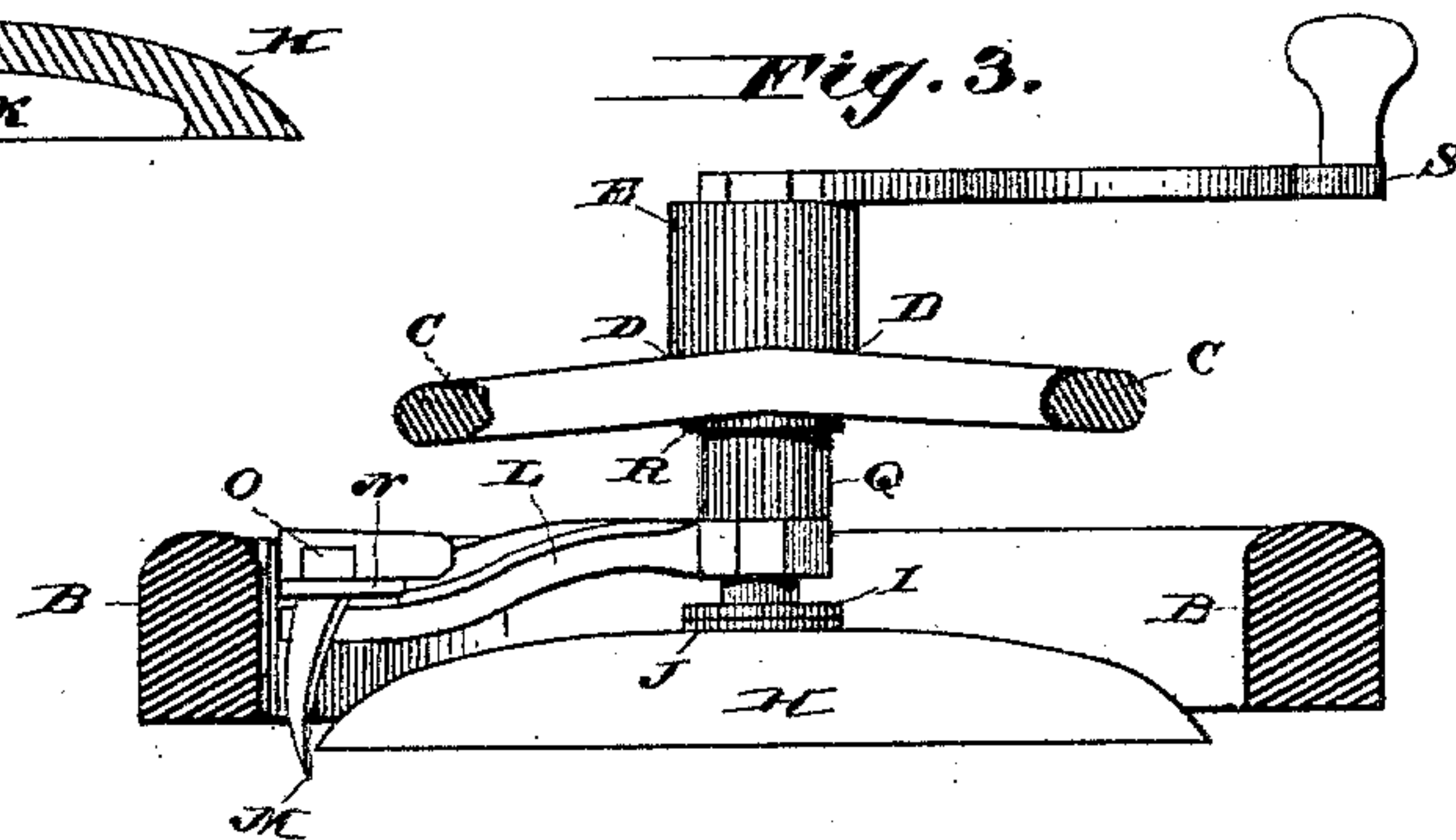
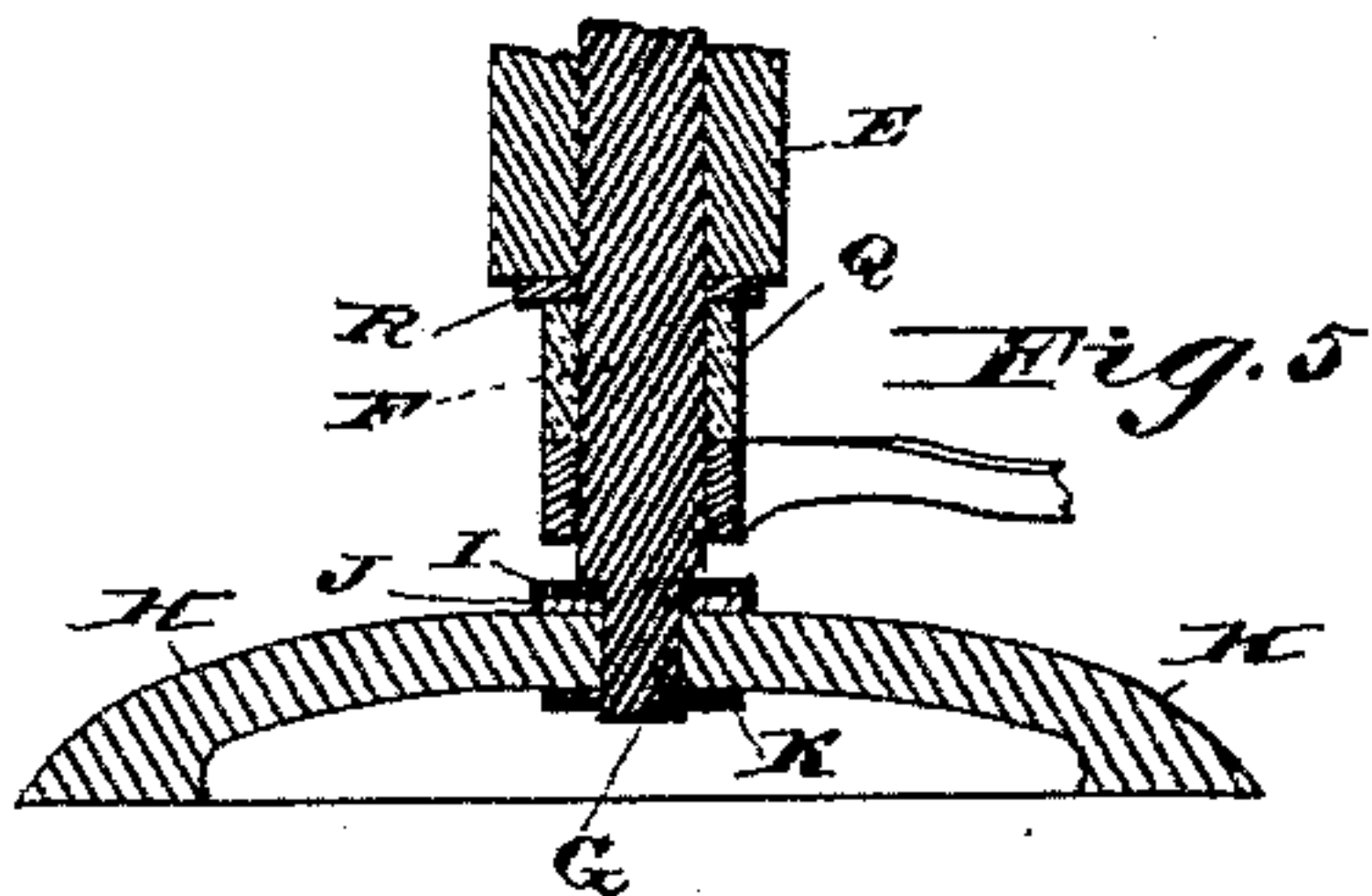
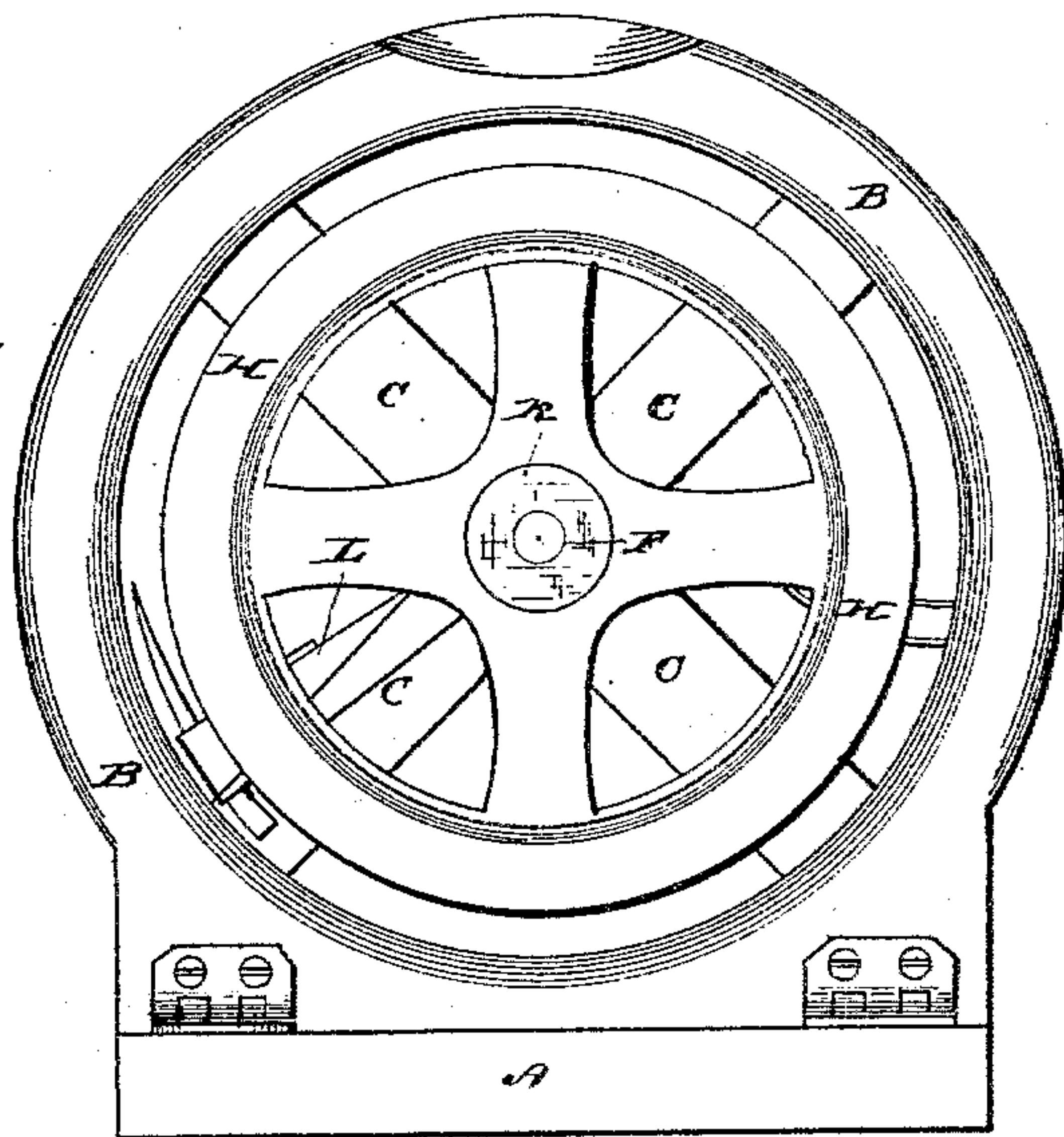
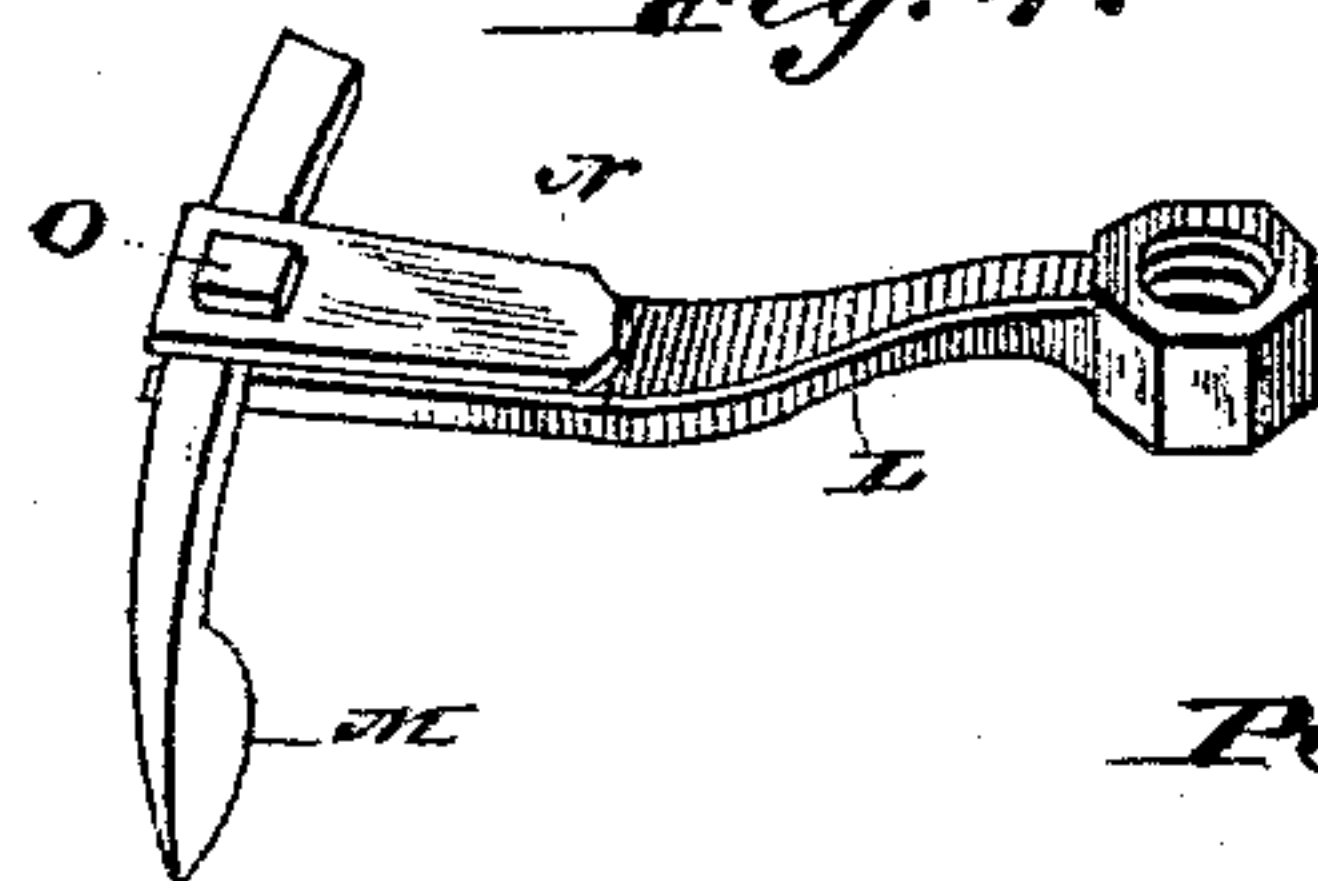


Fig. 4.



Witnesses.

Albin M. Long.

H. B. Brown

Inventor.
O. C. Harris.

Per *H. J. Apple*

Atty.

UNITED STATES PATENT OFFICE.

ORRIN C. HARRIS, OF NEWPORT, NEW YORK.

IMPROVEMENT IN CHEESE-CLOTH CUTTERS.

Specification forming part of Letters Patent No. **210,778**, dated December 10, 1878; application filed August 3, 1878.

To all whom it may concern:

Be it known that I, ORRIN C. HARRIS, of Newport, in the county of Herkimer and State of New York, have invented certain new and useful Improvements in Devices for Cutting Circular Cloths for Covering the Tops and Bottoms of Cheeses; and I do hereby declare that the following is a full, clear, and exact description thereof.

This invention relates to certain improvements in devices for cutting circular cloths for the tops and bottoms of cheeses; and the invention consists in the construction and arrangement of parts which will be hereinafter more fully set forth.

In order to enable others skilled in the art to which my invention appertains to make and use the same, I will now proceed to describe its construction and operation, reference being had to the accompanying drawing, which forms a part of this specification, and in which—

Figure 1 is a top view. Fig. 2 is a view showing the cloth-holder raised. Fig. 3 is a sectional view. Fig. 4 is a view of the cutting-knife; and Fig. 5 is a section, showing the arrangement of the spring and washers.

In the drawing, A represents the block, to which is hinged a circular piece, B, constructed with arms C, which extend from one side of the piece B to the other. These arms C cross each other at a central point, D, as shown in Figs. 1 and 2 of drawing. The arms C are formed at the point D with a projection, E, through which and the arms C passes a rod, F, provided at its lower end with a spindle, G, upon which is loosely arranged a circular piece, H, held in place by washers I J, arranged on the spindle G, above the piece H, and a washer, K, below said piece H, as shown in Fig. 5 of drawing.

A knife-carrying arm, L, is arranged on the rod F above the washers I J. The knife M of this arm is held by a piece, N, and bolt O, as shown in Fig. 4 of drawing.

The spring Q, arranged on the rod F, serves to regulate or maintain the requisite pressure of the piece or holder H, in order to hold the cloth while being cut.

The washer R, interposed between the spring Q and arms C on the rod F, serves to hold the spring in proper position.

The knife is operated by a crank, S, arranged on the rod F above the arms C, as shown in Figs. 1 and 3 of drawing.

The operation is as follows: The hinged piece B is raised, as shown in Fig. 2 of drawing. After the cloth is arranged on the block, said hinged piece is lowered or placed down upon the cloth, and held with one hand. The piece H being loosely arranged on the spindle G, the pressure of the spring Q holds it in a fixed or stationary position while the knife is being operated to cut the cloth.

The knife may be adjusted or lowered by loosening the bolt O, which holds the piece N.

Having thus fully described my invention, what I claim as new, and desire to secure by Letters Patent, is—

A cheese-cloth cutter having a block, A, hinged piece B, crank S, rod F, spring Q, washers R I J, arm L, knife M, and a piece or holder, H, arranged on the spindle G, as set forth.

In testimony that I claim the foregoing as my own I affix my signature in presence of two witnesses.

ORRIN C. HARRIS.

Witnesses:

JOHN G. BARRY,
H. H. SPRAGUE.