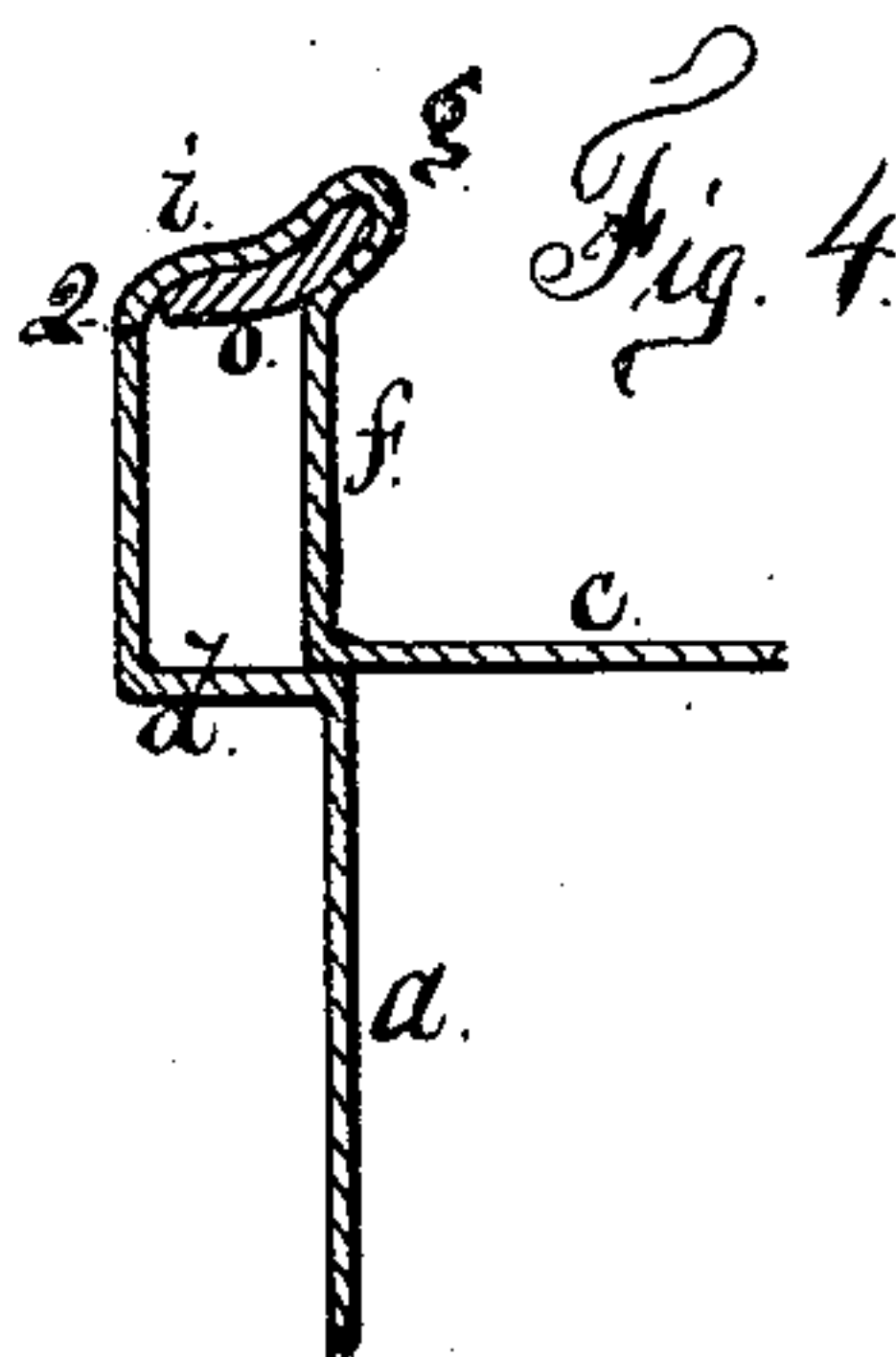
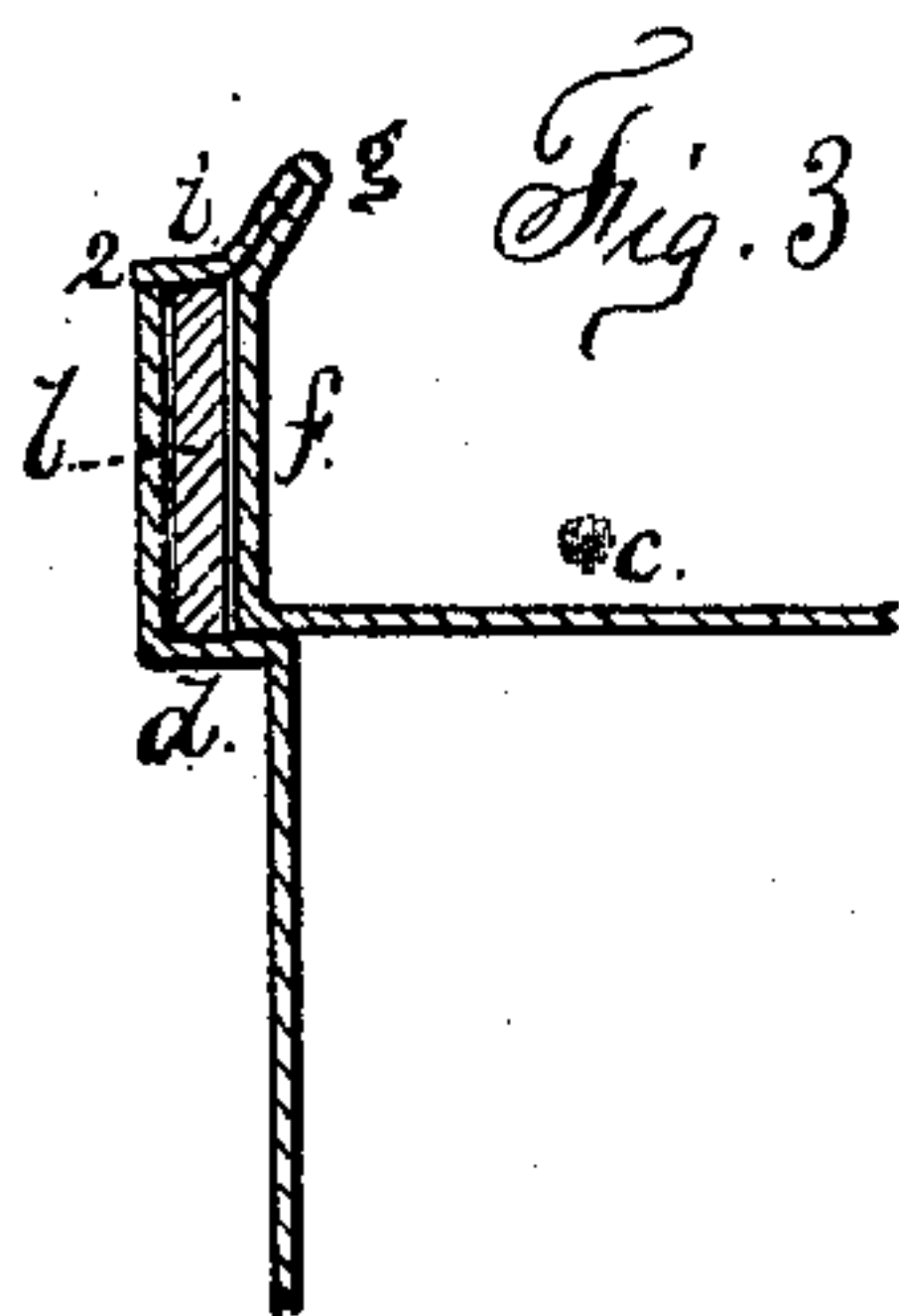
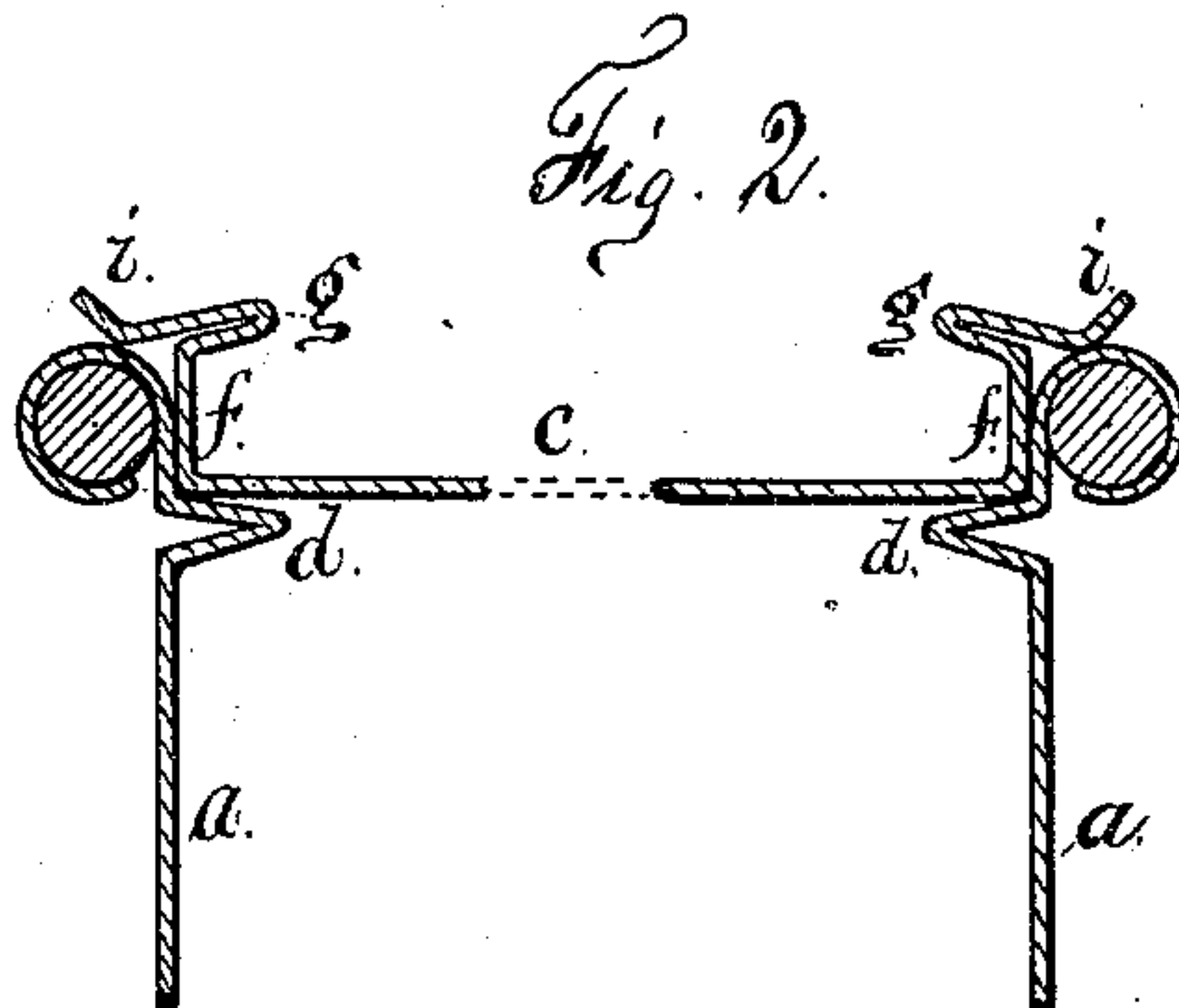
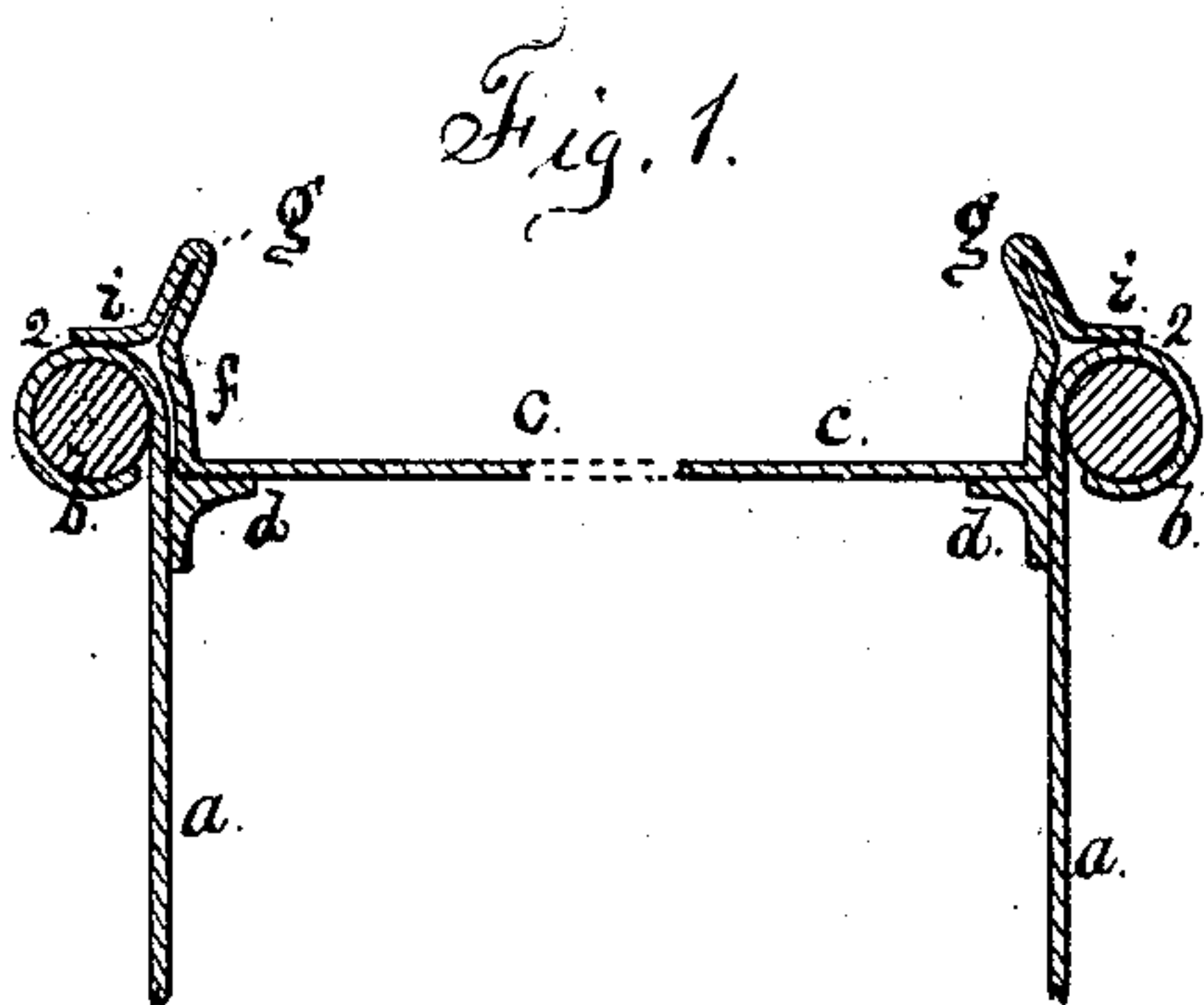


J. S. FIELD.
Sheet-Metal Can.

No. 210,512.

Patented Dec. 3, 1878.



Witnesses:
Geo. S. Pinckney
Harold Serrell.

Inventor
Joseph S. Field
per:
Lemuel W. Serrell
Atty.

UNITED STATES PATENT OFFICE.

JOSEPH S. FIELD, OF BROOKLYN, NEW YORK.

IMPROVEMENT IN SHEET-METAL CANS.

Specification forming part of Letters Patent No. **210,512**, dated December 3, 1878; application filed September 30, 1878.

To all whom it may concern:

Be it known that I, JOSEPH S. FIELD, of Brooklyn, in the State of New York, have invented an Improvement in Sheet-Metal Cans, of which the following is a specification:

Cans have been made with a cover soldered at the edge of the rim to the can, and the solder has been broken by pressure upon the can.

In my present invention the edge of the cover is soldered to the rim of the pail or can, and the solder makes a tight joint; but the same may be broken by the leverage action of the sheet metal that stands above the can in the form of an annular flange, and is bent inwardly.

In the drawing, Figure 1 is a section, in enlarged size, of the can as ready for market. Fig. 2 shows the same with the soldered joint broken to give access to the can. Figs. 3 and 4 are sections of modifications of the edge of the rim.

The can or pail *a*, for paint or other material, is of any desired size, and it is preferable to provide a wire edge, *b*, as in Figs. 1 and 2; but the edge may be plain, as in Figs. 3 and 4. In all instances the cover *c* rests firmly upon the offset *d* within the can. This offset is either soldered upon the inside of the can, as in Fig. 1, or made as a double inward fold, as in Fig. 2, or as a shoulder, as in Figs. 3 and 4.

In all instances the rim *f* of the cover is extended upwardly and bent backward and outward to form the double crown *g*, that is provided with an outward flange, *i*, that is soldered at 2 to the edge of the can.

It will now be apparent that when the double crown *g* is forced or bent inwardly, as in Fig. 2, the flange *i* will be pried up, the crown acting as a lever to break the solder and separate the can-cover from the can. This cover,

passing down inside the can or pail, is held very reliably when inserted in place after it has been opened, so that the paint or other material can be removed from time to time and the cover replaced.

When a stiff metal strip, *l*, is inserted, as in my Patent No. 186,239, between the rim of the cover and the rim of the pail, the flange *i* and crown *g* are bent by pressure, and the parts of the flange *i* and crown form a bent lever, the fulcrum of which is the upper edge of this metal strip *l*.

A bent rim, *o*, introduced within the crown *g*, and beneath the flange *i*, (see Fig. 4,) acts in the same manner.

I claim as my invention—

1. In combination with a sheet-metal can having an offset, *d*, within the same, the cover *c*, resting upon that offset, and provided with the crown *g* and flange *i*, that is soldered to the rim of the can, substantially as set forth.

2. The sheet-metal can having the offset *d* within the same, in combination with the cover *c*, having a crown, *g*, and flange *i*, and a piece of metal introduced between the edge of the can and the crown of the cover, substantially as set forth.

3. In combination with a pail or can of sheet metal, a cover having a crown, *g*, and a horizontal, or nearly horizontal, rim, *i*, surrounding the crown, and soldered at its edge to the top edge of the can, substantially as set forth, whereby the can may be opened by the leverage of the crown upon the flange, when force is applied to the former, as set forth.

Signed by me this 26th day of September, A. D. 1878.

JOSEPH S. FIELD.

Witnesses:

GEO. T. PINCKNEY,
WILLIAM G. MOTT.