

G. C. CARNELL.
Ironing and Bosom Board.

No. 210,449.

Patented Dec. 3, 1878.

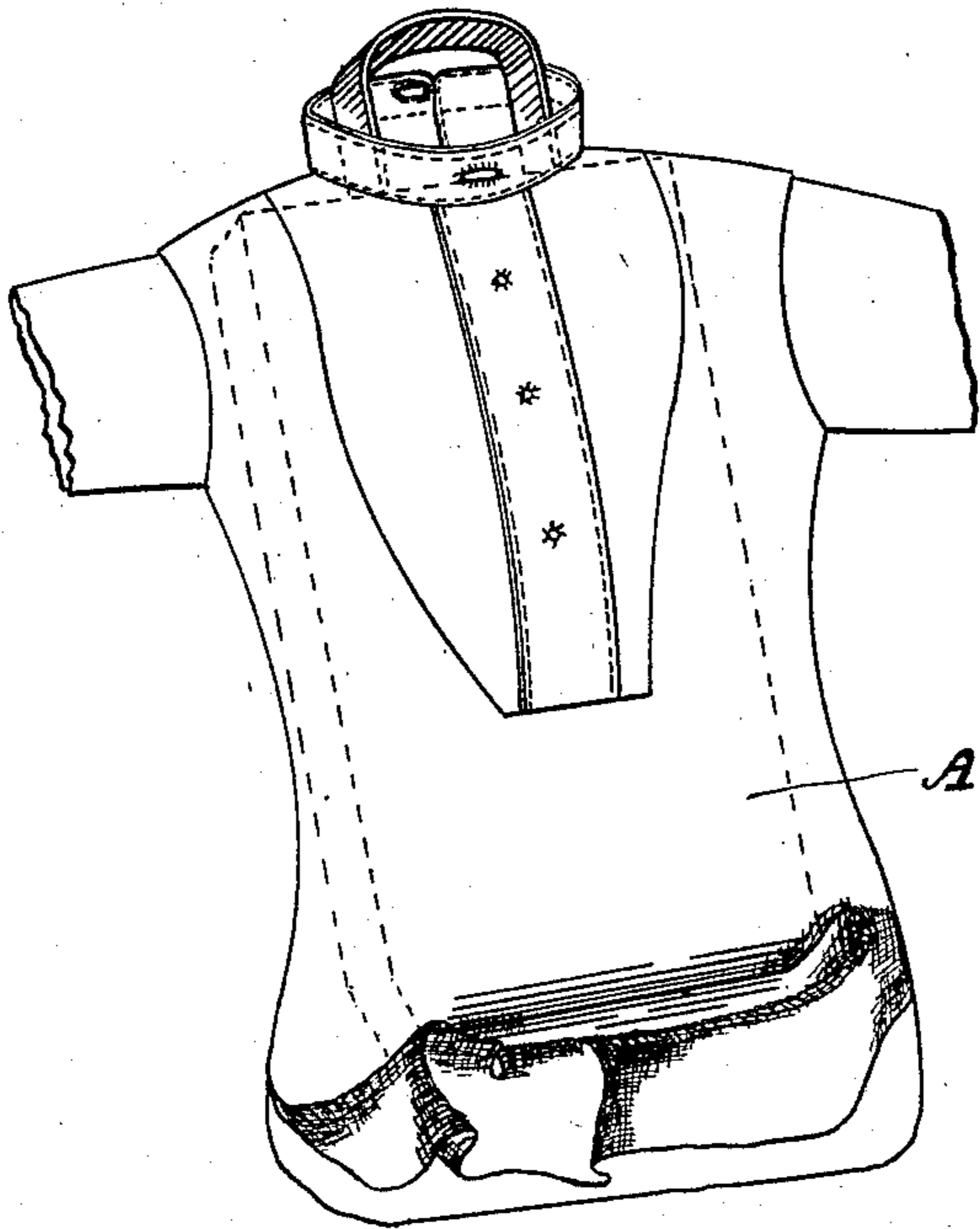


Fig. 1

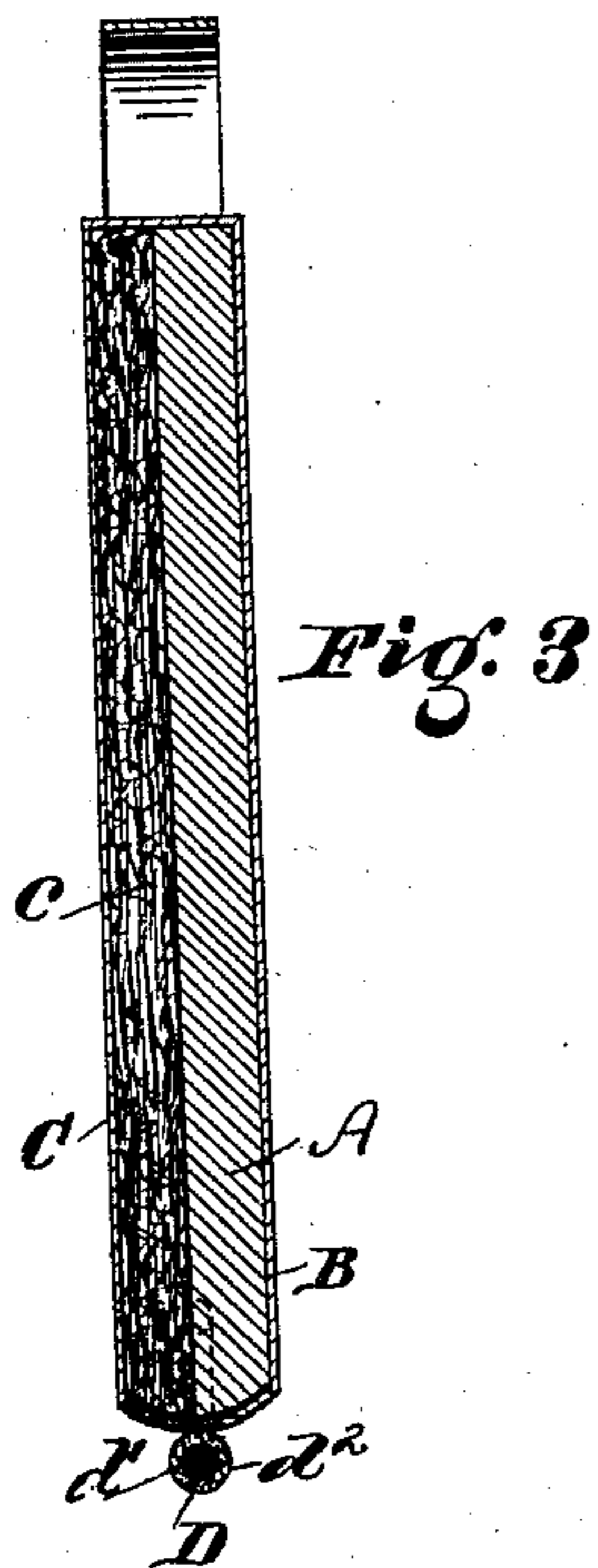


Fig. 3

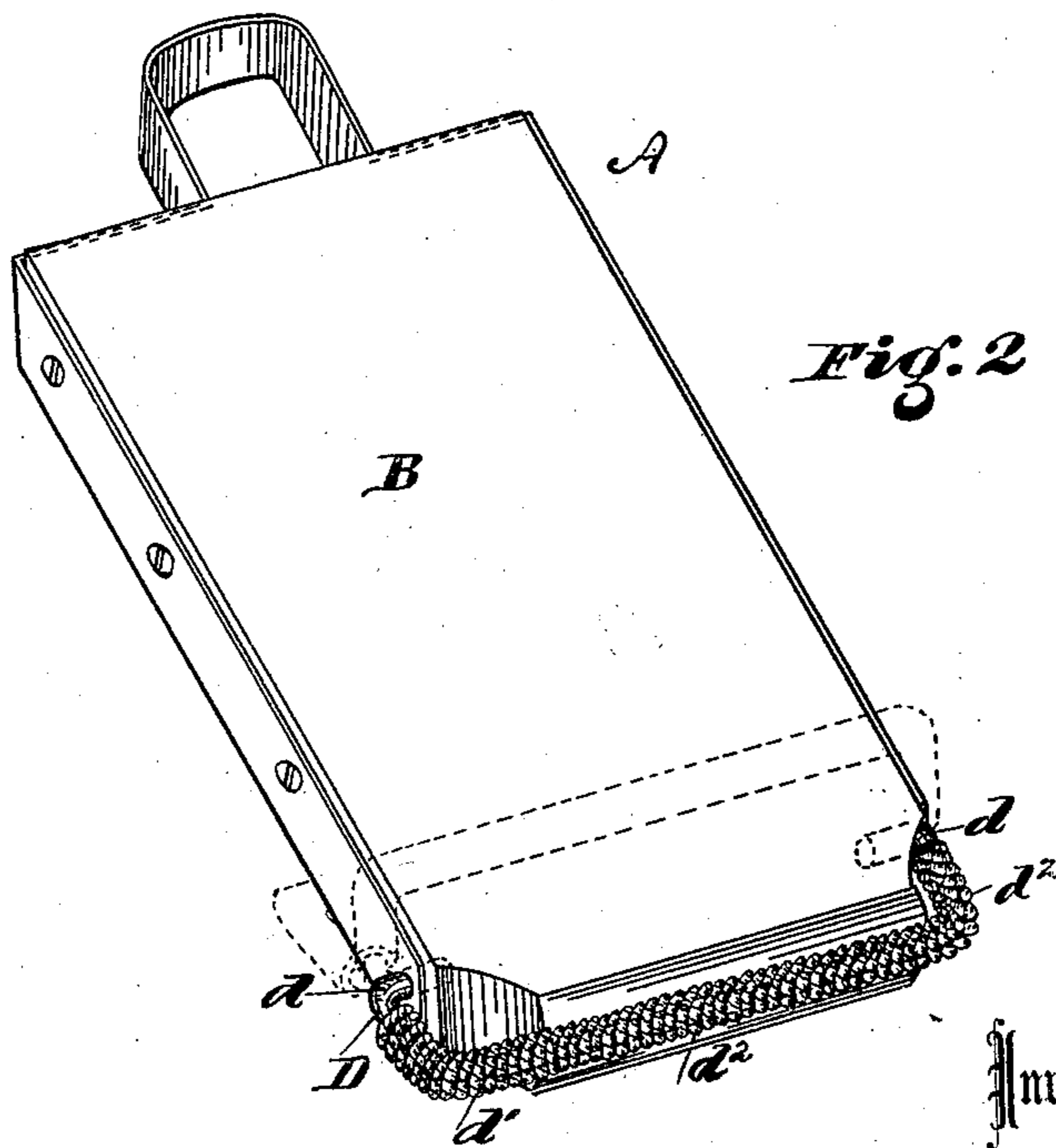


Fig. 2

Witnesses

Saml J. Van Stavoren
J. B. Connolly

Inventor

George C. Carnell

Connolly Bros, Attorneys

UNITED STATES PATENT OFFICE.

GEORGE C. CARNELL, OF GLASSBOROUGH, NEW JERSEY.

IMPROVEMENT IN IRONING AND BOSOM BOARDS.

Specification forming part of Letters Patent No. **210,449**, dated December 3, 1878; application filed August 8, 1877.

To all whom it may concern:

Be it known that I, GEORGE C. CARNELL, of Glassborough, in the county of Gloucester and State of New Jersey, have invented certain new and useful Improvements in Ironing and Bosom Boards; and I do hereby declare the following to be a full, clear, and exact description of the invention, such as will enable others skilled in the art to which it pertains to make and use it, reference being had to the accompanying drawings, which form part of this specification, in which—

Figure 1 is a perspective of my invention, showing a shirt clamped thereto. Fig. 2 is a perspective of the bosom-board, and Fig. 3 is a transverse vertical section of the same.

My invention has relation to that class of ironing and bosom boards which have a swinging clamp at one end to retain the article to be ironed.

My invention consists in providing the swinging clamp with a cord or textile covering to increase friction and prevent soiling, as hereinafter described and claimed.

Referring to the accompanying drawings, A designates an ironing-board, made of or faced on one side with hard wood. This hard wood or hard-wood facing is smooth or polished, so as to give a very even surface, and is covered with muslin tightly stretched, said cover being shown at B. C represents a muslin cover for the opposite side of the board, and *e* a packing of cotton batting or other soft material interposed between said cover and the board A. D is a rod bent to form a U, with its ends *d* turned in to act as pivots in the edges of the board A, the loop *d*¹ or cross-piece just clearing the end or foot of the

board A, when said clamp is swung from one side to the other of said board. *d*² represents cord or equivalent textile material wound round said clamp, forming a covering.

The operation is obvious. A garment requiring ordinary ironing or smoothing may be operated on the soft side of the board A—*i. e.*, the padded side. Such articles of wear as shirts, cuffs, and collars may be polished to a high degree on the opposite or smooth side of the board. In both cases the article being operated upon, while being ironed, will be held by the clamp D between the foot of the board A and loop or cross-piece *d*¹ of said clamp. To fasten a shirt, for instance, its lower extremity is drawn down (either double or single fold) over the end or foot of the board, and the clamp D swung upon its pivots into the position shown in Fig. 1, binding the garment firmly and securely, and keeping it free from wrinkles.

I am aware that a metallic clamp of the same construction, and applied to an ironing-board in the same way as mine, is not new. I therefore do not claim, broadly, a metallic clamp of the form shown; but

What I do claim is—

The metallic pivoted clamp D, attached to the board B, and provided with the cord or textile covering *d*², substantially as described and shown, and for the purpose set forth.

In testimony that I claim the foregoing I have hereunto set my hand this 21st day of July, 1877.

GEORGE C. CARNELL.

Witnesses:

M. DANL. CONNOLLY,
CHAS. F. VAN HORN.