

R. TRAUTMANN.
Package-Bands.

No. 210,439.

Patented Dec. 3, 1878.

Fig: 1

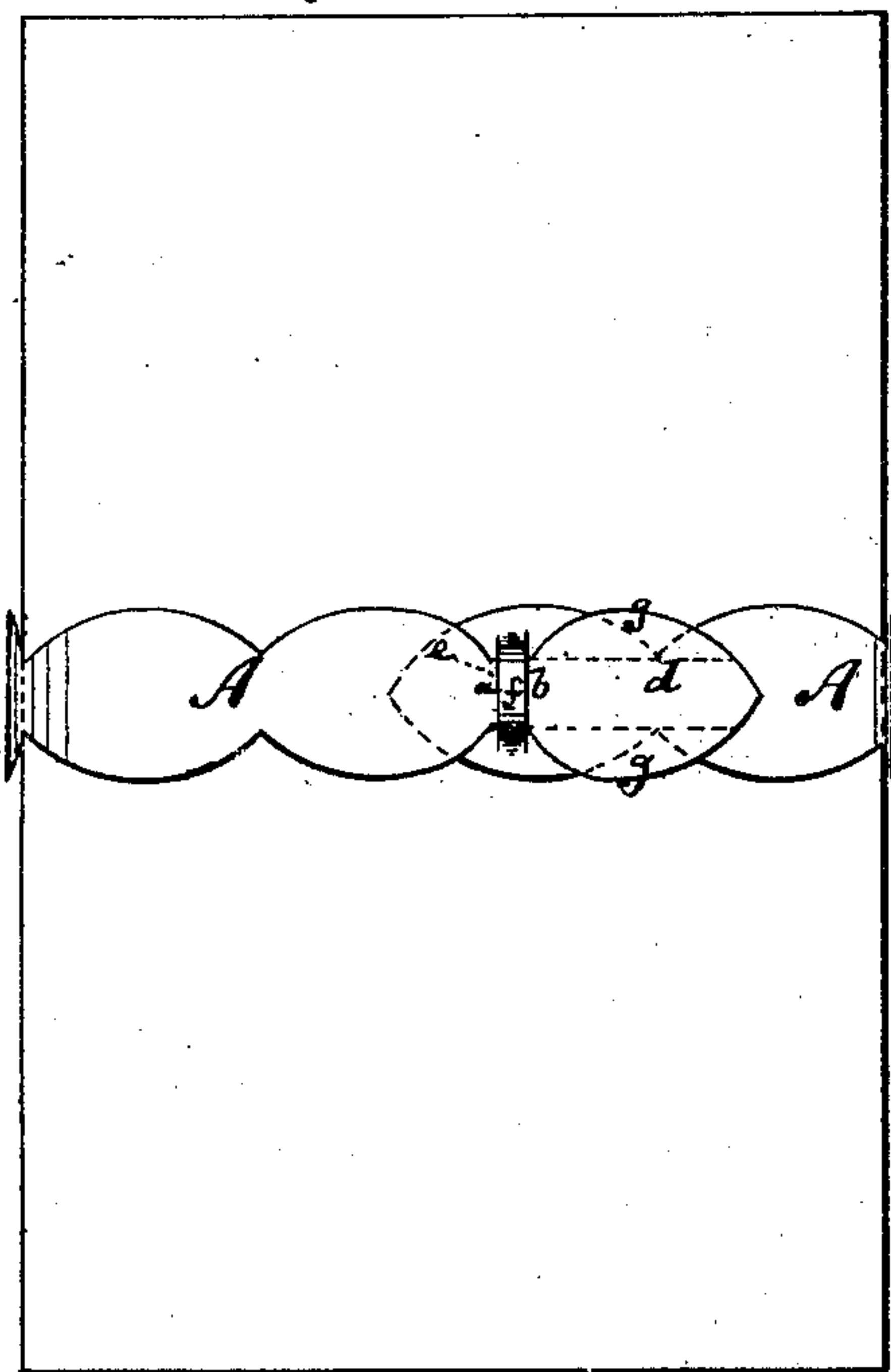


Fig: 4

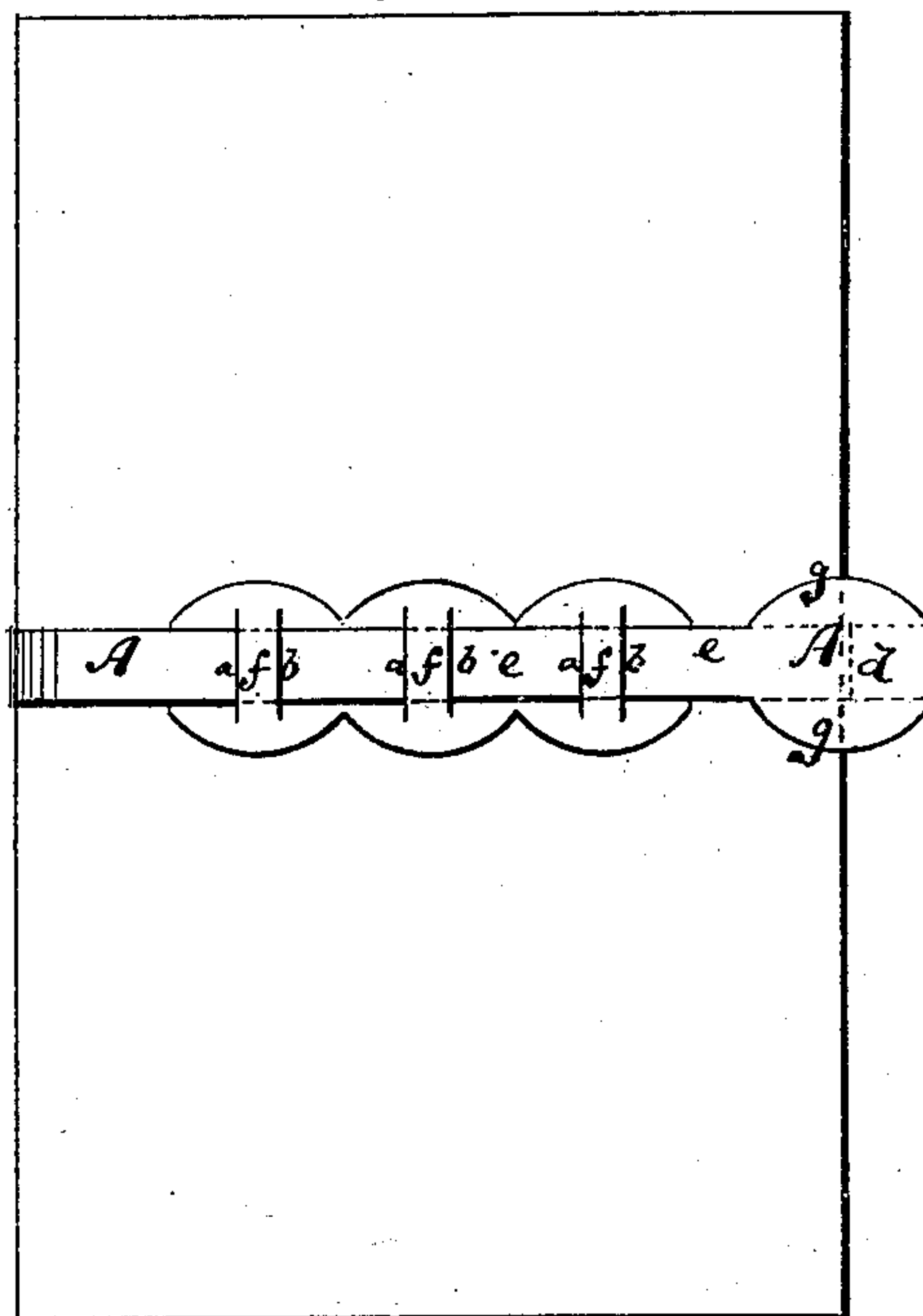


Fig: 2

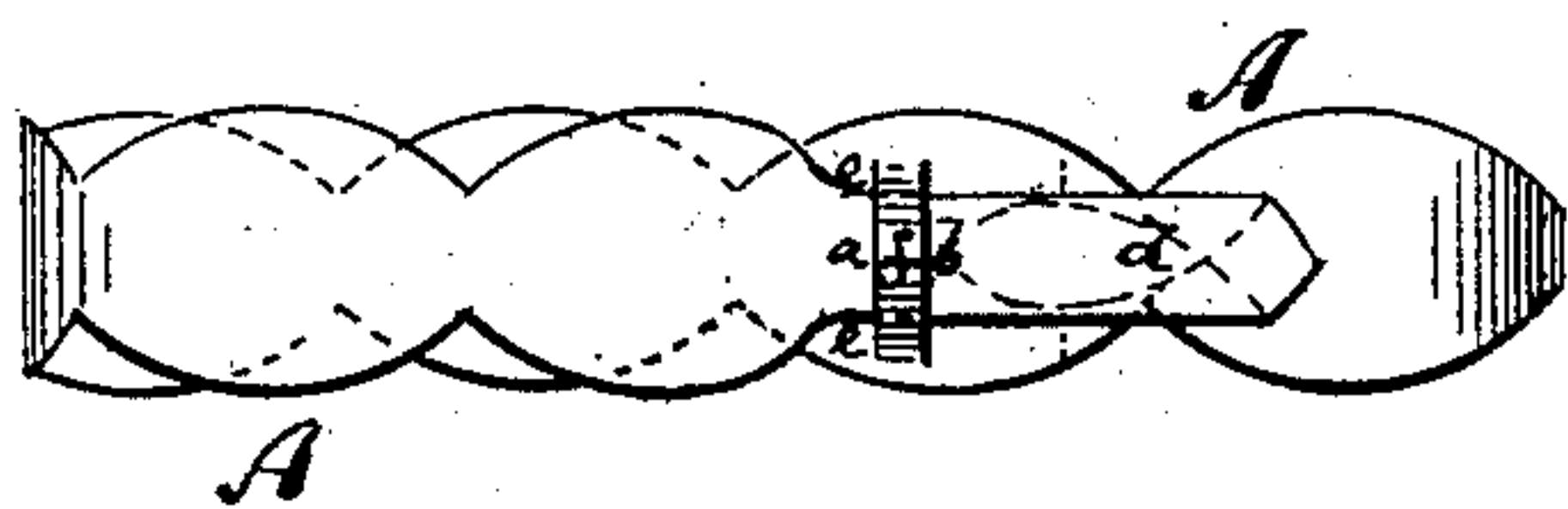


Fig: 5

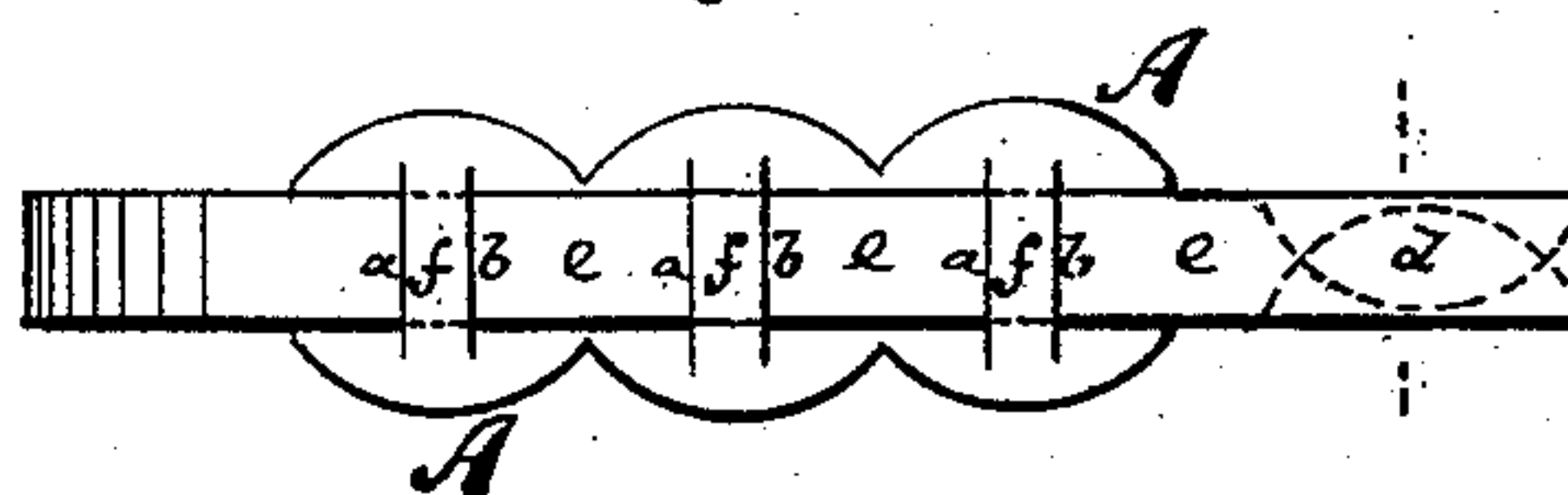
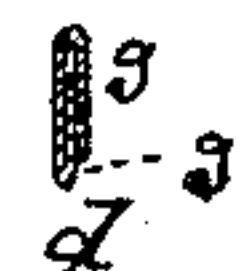


Fig: 3



Fig: 6



Witnesses:

John C. Tunbridge
D. Vriesen

Inventor:

Ralph Trautmann
by his attorney
D. Vriesen

UNITED STATES PATENT OFFICE.

RALPH TRAUTMANN, OF NEW YORK, N. Y.

IMPROVEMENT IN PACKAGE-BANDS.

Specification forming part of Letters Patent No. **210,439**, dated December 3, 1878; application filed May 17, 1878.

To all whom it may concern:

Be it known that I, RALPH TRAUTMANN, of the city of New York, county of New York, and State of New York, have invented a new and Improved Tie-Band for Packages, of which the following is a specification:

Figure 1 is a face view of my improved tie-band, showing it closed around a package. Fig. 2 is a face view of the same, showing it partly closed; and Fig. 3 is a detail cross-section of its folded head-piece. Figs. 4, 5, and 6 are similar views, respectively, of a modification of the same.

Similar letters of reference indicate corresponding parts in all the figures.

This invention relates to a new flexible tie-band for packages of envelopes, gloves, cuffs, hosiery, piece-goods, and other things; and consists in constructing such tie-band with one or more parallel incisions at one end, and with a folding head-piece at the other end, all as hereinafter more fully described.

In the accompanying drawing, the letter A represents my improved tie-band, made of paper, pasteboard, woven fabric, or other equivalent flexible material.

The same is made with two parallel incisions, *a b*, near one end, as shown in Fig. 1, and with a head or enlargement, *d*, at the other end. This head or enlargement *d* is wider than the neck-piece *e*, directly contiguous thereto, and wider also than the length of the incisions *a b*. For closing this band the

projecting sides *g* of the head-piece *d* are folded under the middle thereof into a narrow strip, as in Fig. 2, so that the head-piece can be pushed through the incisions *a b* beneath the strap *f*, that is formed between them, and after having been passed beneath the strap *f* the head *d* is folded apart again, as in Fig. 1, leaving the neck-piece *e* beneath the strap *f*, while the head-piece *d* prevents the spontaneous separation of one end of the strap from the other.

The modification which is shown in Figs. 4 and 5 differs from the device shown in Figs. 1 and 2 simply in having more than one strap *f*, thus giving more friction to the device when it is closed, and permitting a more perfect adjustment of the tie-band as to length. The head *d*, it is clear, must have projecting side pieces, *g g*, which, in closing or opening the strap, are folded under the middle portion of the head, as indicated in Figs. 3 and 6.

I claim—

The tie-band for packages, the same being constructed with an enlarged head-piece, *d*, at one end, and with two or more incisions, *a b*, at the other end, all arranged so that, in closing or opening the band, the sides *g g* of the head-piece must be folded under the middle of the same, substantially as specified.

RALPH TRAUTMANN.

Witnesses:

T. B. MOSHER,
F. V. BRIESEN.