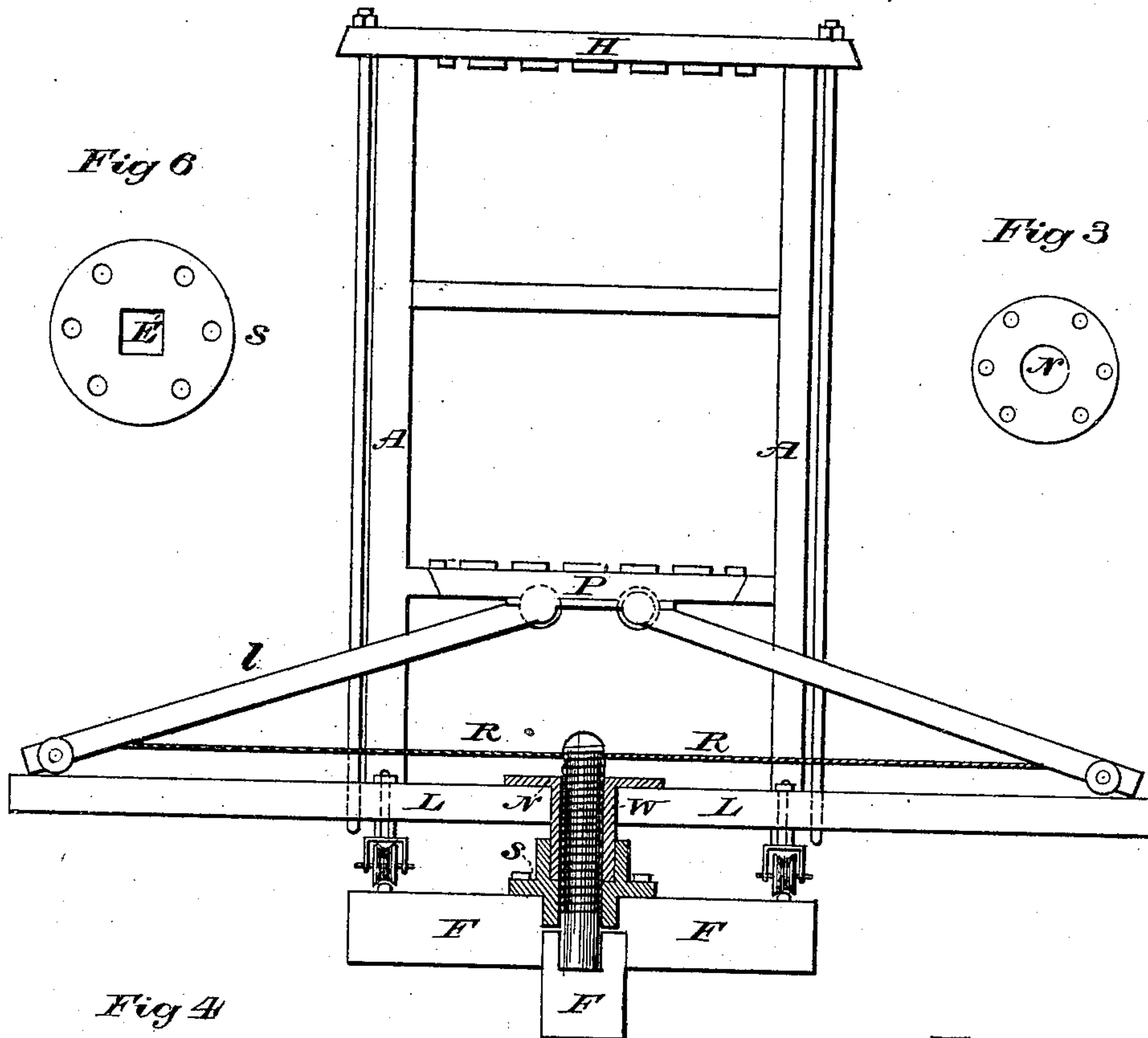


W. C. BIBB, Sr.  
Baling-Press.

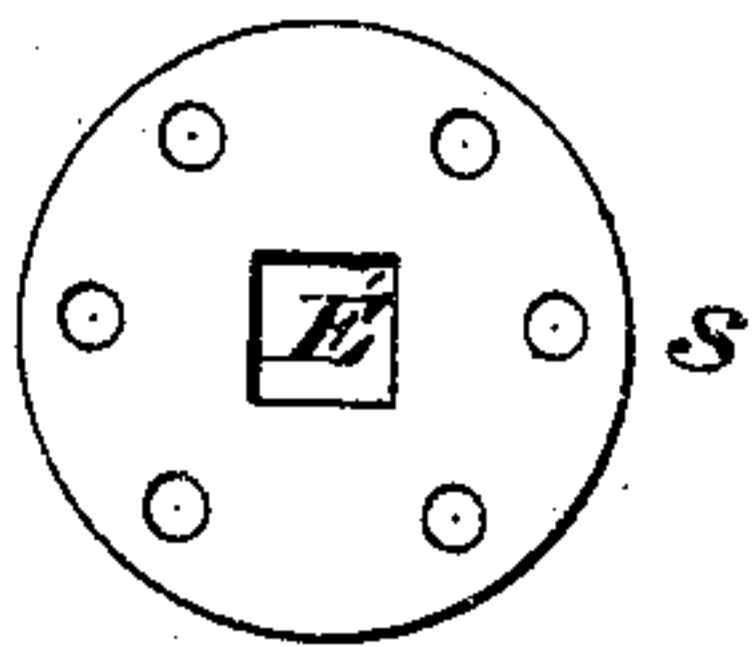
No. 210,399.

Patented Dec. 3, 1878.

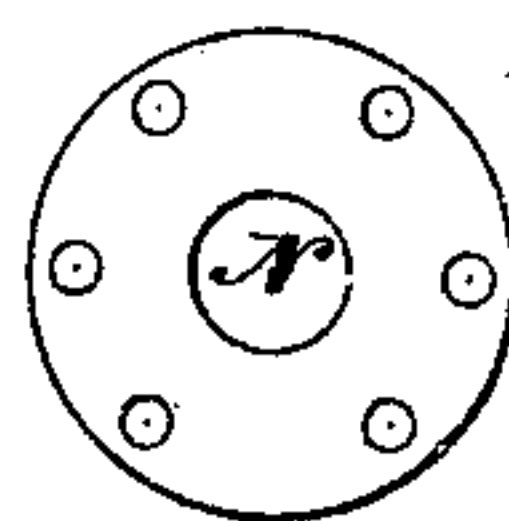
*Fig 1*



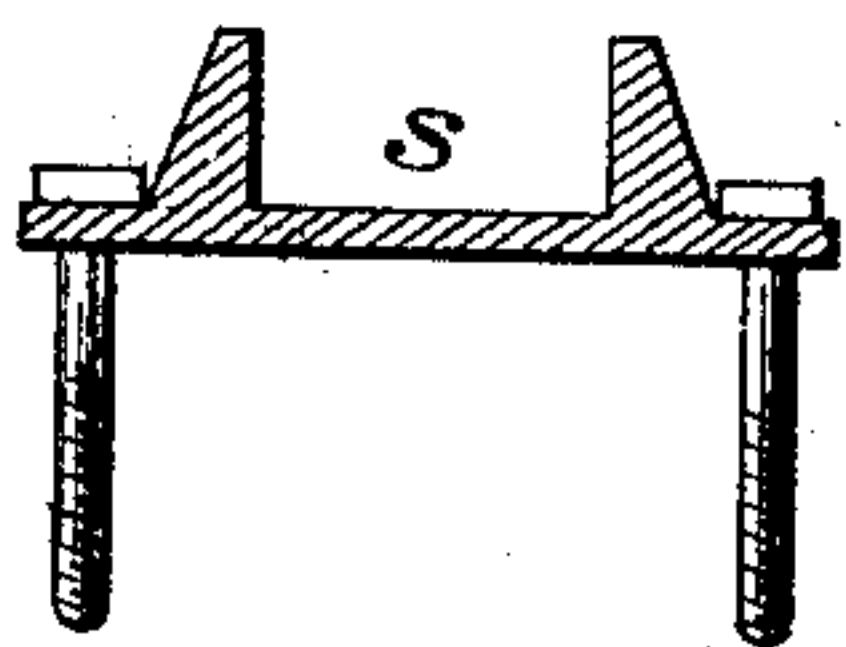
*Fig 6*



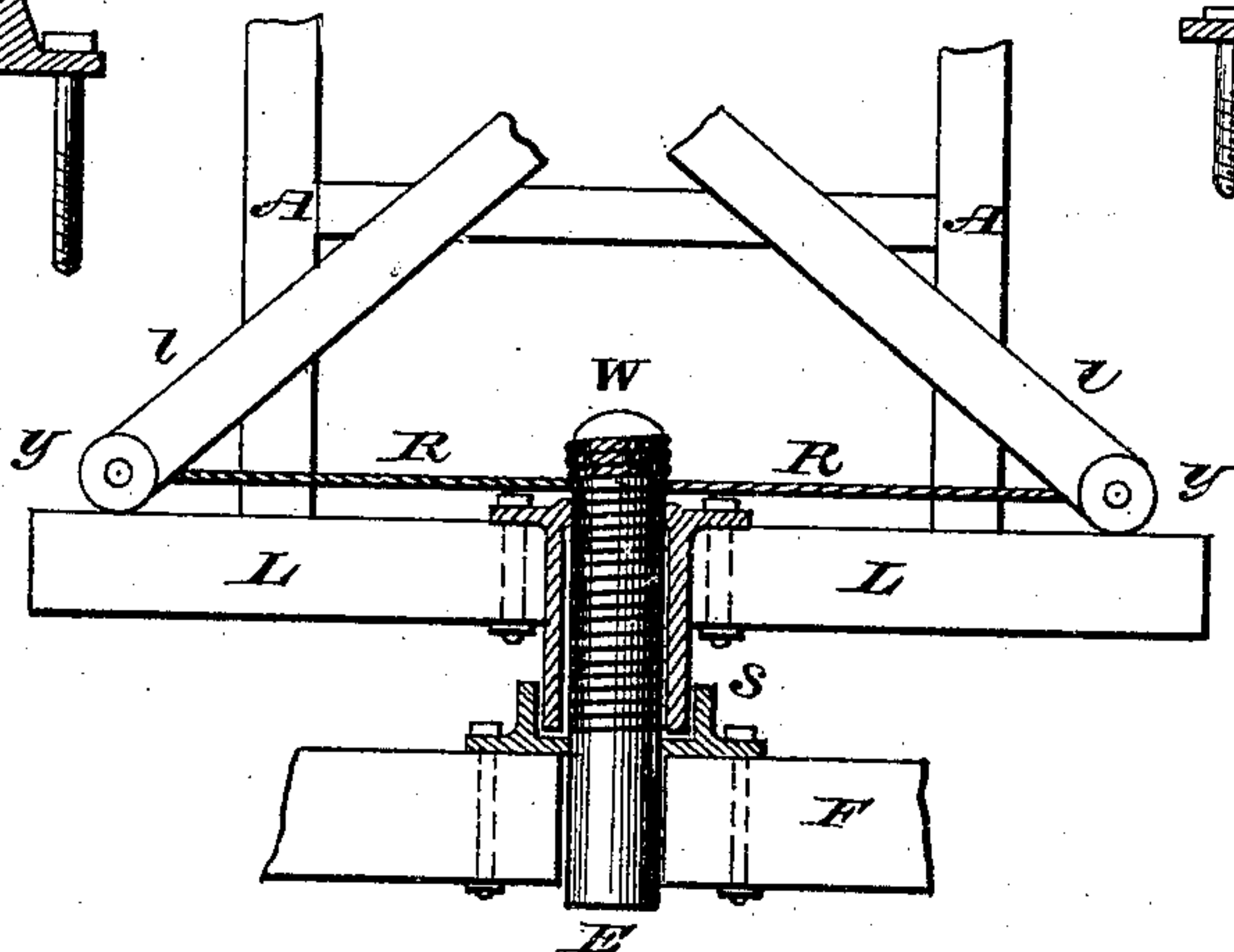
*Fig 3*




*Fig 4*



*Fig 2*



*Fig 5*



Witnesses:

Francis M. Nicklyohn  
Benjamin P. Higgen

Inventor:

William C. Bibb, Sr.

# UNITED STATES PATENT OFFICE.

WILLIAM C. BIBB, SR., OF ATHENS, GEORGIA.

## IMPROVEMENT IN BALING-PRESSES.

Specification forming part of Letters Patent No. **210,399**, dated December 3, 1878; application filed May 13, 1878.

*To all whom it may concern:*

Be it known that I, WILLIAM C. BIBB, Sr., of Athens, in the county of Clark, in the State of Georgia, have invented a new and useful Improvement in Presses for packing any fibrous and elastic material, which improvement is fully set forth in the following specification and accompanying drawing.

Figure 1 is a longitudinal sectional view of a press. Fig. 2, Plate 2, is a partial view of the same. Fig. 3 is a plan view of nut N. Fig. 5 is a side view of a section of N. Fig. 4 is a side sectional view of step S. Fig. 6 is a plan view of same, showing slot E', Figs. 1 and 2.

L L are levers, and serve as a tramway also. A A is a frame. *l l* are levers on wheels *y y*. R R is a rope. W is a windlass, with one end threaded and the other square, at E. N is a threaded nut. F is the foundation.

To operate the press, apply power to levers L L, and revolve the frame A A, levers *l l*, rope R R, and nut N. The press is supported by a

hollow pivot in step S as it revolves, and wraps ropes R R around windlass W, which is prevented from revolving by reason of the slot E' clasp- ing the square end E of the windlass. Now, as the press revolves, and the nut with it, the threads of N act upon the threads of W and force W to rise and present fresh surfaces for R R to wrap upon; and as R R wraps upon W the rolling-levers *l l* are drawn together at their lower ends and toward a perpendicular, and push up the follower-block, and pack the bale against the head-block H, Fig. 1.

Having described my invention, what I claim, and desire to secure by Letters Patent, is—

The revolving threaded nut, in combination with traversing threaded windlass, substantially as described, and for the purpose set forth.

WILLIAM C. BIBB, SR.

Witnesses:

CHAS. D. FULLER,  
BURWELL A. STOUT.